

DEPARTMENT OF ORAL AND MAXILLOFACIAL PATHOLOGY & MICROBIOLOGY
E-LEARNING CLASS RECORDS

COURSE: BACHELOR OF DENTAL SURGERY
SUBJECT: ORAL AND MAXILLOFACIAL PATHOLOGY

YEAR: INTERNS
DATE: 13.04.2020 to 18.04.2020


| CIRCULAR NO | DATE | TIMING | TOPIC | PRESENTEE-FACULTY/PG | NO OF INTERNS ATTENDED |
|----------------------|------------|---------------------|---|----------------------|------------------------|
| CDCRI/OP/2020/044 | 13.04.2020 | 8.30 am to 10.30 am | Viral infections of oral cavity- PART 1 | Dr. Nachiammai | 3 |
| CDCRI/OP/PG/2020/034 | 15.04.2020 | 09.30-10.30 am | HIV | Dr. Harini Priya | 2 |
| CDCRI/OP/2020/050 | 18.04.2020 | 8.30 am to 10.30 am | Viral infections of oral cavity- PART 2 | Dr. Nachiammai | 3 |

CDCRI/OP/2020/044

13.04.2020

DEPARTMENT OF ORAL PATHOLOGY AND MICROBIOLOGY

RECORD OF e CLASS

| | |
|----------------------|--|
| PLATFORM |  https://us04web.zoom.us/j/74994819349 |
| DATE | 13.04.2020 |
| TIMING | 8.30 am to 10.30 am |
| SESSION | VIRAL INFECTIONS OF ORAL CAVITY |
| PRESENTING FACULTY | Dr. N. NACHIAMMAI |
| INTERNS PARTICIPANTS | Dr. Raavi Sriharika, Dr. Revanth Kumar, Dr. Shanmuga Velu |
| FACULTY ATTENDED | Dr. R. Sathish Muthukumar |



Chettinad
Dental College & Research Institute

FACULTY: DR. NACHIAMMAI N PRESENTATION

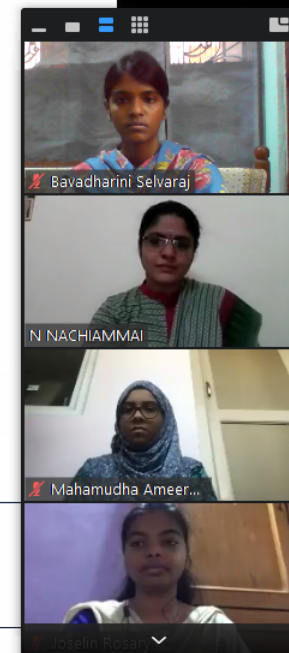
SCREEN IMAGE



Chettinad
Dental College & Research Institute
Department of Oral & Maxillofacial Pathology

VIRAL INFECTIONS OF ORAL **CAVITY** **PART-I**

Dr. N. Nachiammai,
Dept. of Oral & Maxillofacial Pathology
CDCRI




FACULTY: DR. NACHIAMMAI N PRESENTATION

SCREEN IMAGE

Recording

CASE -1 :



A: Maxillary anterior teeth showing white patches on the lingual surfaces of the incisors.
B: Maxillary buccal mucosa showing a large, well-defined white patch.
C: Maxillary buccal mucosa showing a white patch.
D: Maxillary buccal mucosa showing a white patch.

FACULTY: DR. NACHIAMMAI N PRESENTATION

SCREEN IMAGE

Recording

Bavadharini ... N NACHIAMMAI Suvetha Manoh... Sona Sri Logeshwari M

HERPES LABIALIS

**COLD SORE /
FEVER BLISTER**




4/13/2020




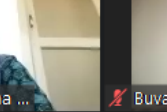




Chettinad
Dental College & Research Institute
Department of Oral & Maxillofacial Pathology

FACULTY: DR. NACHIAMMAI N PRESENTATION

SCREEN IMAGE




















Recording

DNA Viruses


| Classification criteria | DNA | | | | | | | | | |
|-------------------------|----------------------|-------------|-------------|-------------|-----------|------------------|-----------|-------------------------------|-----------|---------------------------|
| | Icosahedral | | | | | Complex | | | | |
| | Naked | | | | | Enveloped | | Naked/enveloped (cytoplasmic) | | Enveloped (cytoplasmic) |
| | | | | | | | | | | |
| | | | | | | | | | | |
| Nucleic acid | DNA | | | | | | | | | |
| Symmetry of capsid | Icosahedral | | | | | Complex | | | | |
| Naked or enveloped | Naked | | | | | Enveloped | | Naked/enveloped (cytoplasmic) | | Enveloped (cytoplasmic) |
| Genome architecture | ss linear (+) or (-) | ss circular | ds circular | ds circular | ds linear | ds circle gapped | ds linear | ds linear | ds linear | ds covalently joined ends |
| Baltimore class | II | II | I | I | I | I | I | I | I | I |

| Family name | Parvo | Circo | Polyoma | Papilloma | Adeno | Hepadna | Herpes | Irido | Pox |
|-------------|-------|-------|---------|-----------|-------|---------|--------|-------|-----|
|-------------|-------|-------|---------|-----------|-------|---------|--------|-------|-----|

DNA Viruses differ in many features from RNA Viruses:

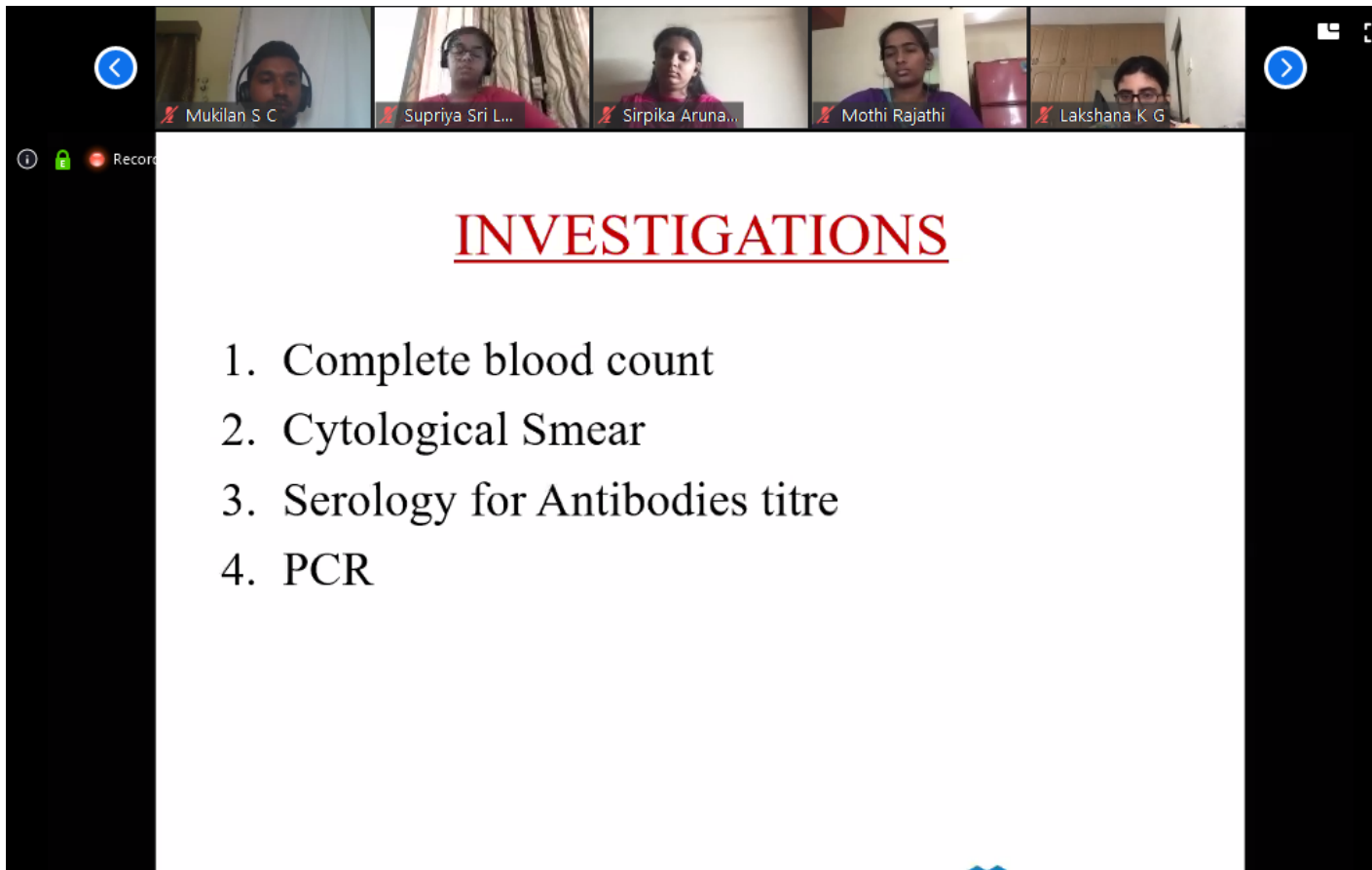
- Only three families are enveloped.
- All families except for the poxviruses replicate in nuclei.
- Many families have very complex nucleocapsids.



Chettinad
Dental College & Research Institute
Department of Oral & Maxillofacial Pathology

FACULTY: DR. NACHIAMMAI N PRESENTATION

SCREEN IMAGE



INVESTIGATIONS

1. Complete blood count
2. Cytological Smear
3. Serology for Antibodies titre
4. PCR

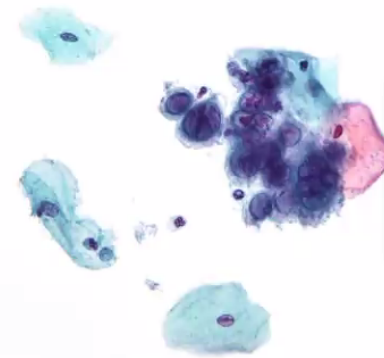
FACULTY: DR. NACHIAMMAI N PRESENTATION

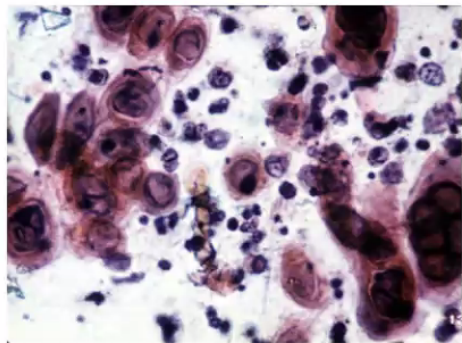
SCREEN IMAGE

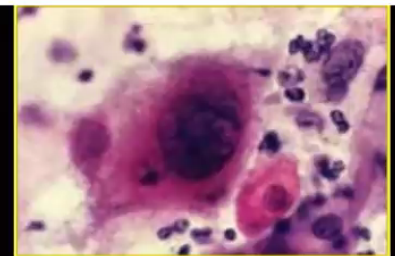
Recording

Pathology

- Intraepithelial vesicles.
- Ballooning degeneration.
- Multinucleated cells.
- Intranuclear inclusion bodies (lipschutz bodies) .









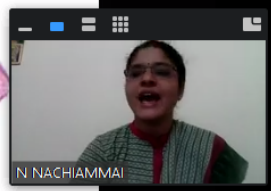
Virus invade the epithelial cells forming inclusion bodies. (Lipschutz bodies).

6/13/2020





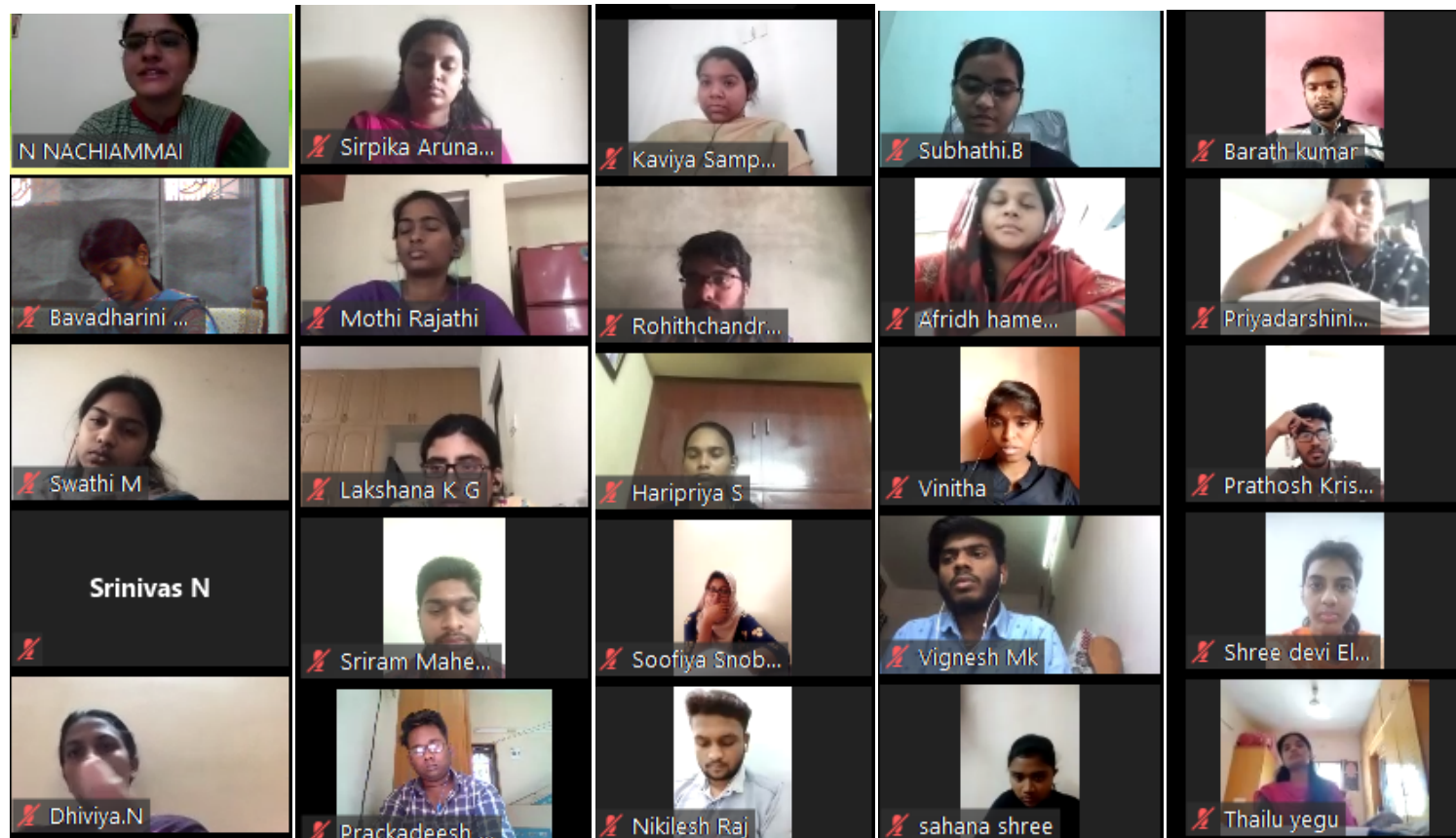
Chettinad
Dental College & Research Institute
Department of Oral & Maxillofacial Pathology



N NACHIAMMAI



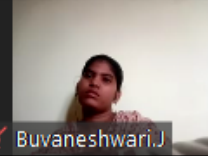

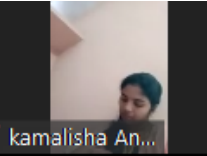
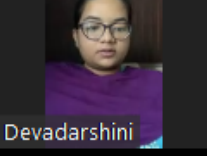
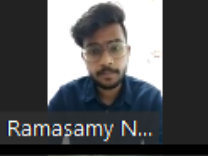

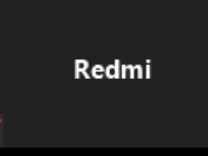

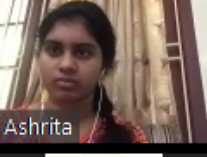

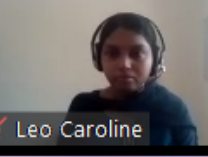
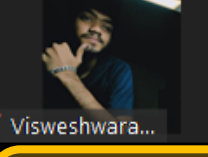


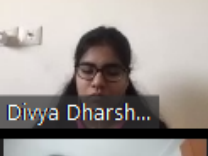


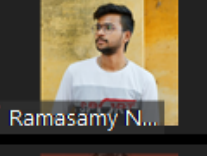
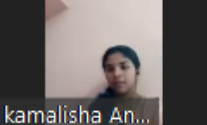
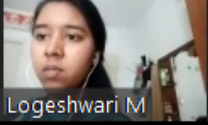

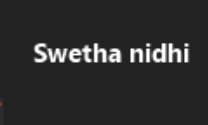

FACULTY: DR. NACHIAMMAI N PRESENTATION

PARTICIPANTS VIDEO TILES























































































FACULTY: DR. NACHIAMMAI N PRESENTATION

PARTICIPANTS VIDEO TILES

| | | | | |
|---|--|---|---|---|
|  Vaishnavi |  Vaishnavi |  Buvaneshwari J |  Kavya Maran |  kamalisha An... |
|  Devadarshini |  Ramasamy N... |  Ishwerya M |  Redmi |  KAAVYA BASKAR |
|  Ashrita |  Manigandan T |  Leo Caroline |  Visweshwara... |  Manigandan T |
|  Prathosh Kris... |  Divya Dharsh... |  Gayathri S A |  Revanth Kum... |  Ramasamy N... |
|  kamalisha An... |  Logeshwari M |  Mukilan S C |  Swetha nidhi |  Shanmugavel... |

























































FACULTY: DR. NACHIAMMAI N PRESENTATION

PARTICIPANTS ATTENDANCE

| | | | | | |
|---|---|---|---|---|---|
|  Kavya Maran |  |  Krithigaa Sivaraman |  |  Nithyasri |  |
|  Kowsalya.P |  |  Lakshana K G |  |  Niveditha R |  |
|  Krithigaa Sivaraman |  |  LaUreL VijiTha |  |  Pavithra G |  |
|  Lakshana K G |  |  Leo Caroline |  |  Pavithra Manohar |  |
|  LaUreL VijiTha |  |  Logeshwari M |  |  Prackadeesh PG |  |
|  Leo Caroline |  |  Mahamudha Ameerulla |  |  Prathosh Krishna |  |
|  Logeshwari M |  |  Manigandan T |  |  Priyadarshini Ganesan |  |
|  Mahamudha Ameerulla |  |  mathan rajan |  |  Priyadharshini A |  |
|  Manigandan T |  |  Mothi Rajathi |  |  RAKSHA RAMKUMAR |  |
|  mathan rajan |  |  Mukilan S C |  |  Ramasamy Narayanan |  |
|  Mothi Rajathi |  |  Nandini Nagarajan |  |  Redmi |  |
|  Mukilan S C |  |  Narendhar Sreedhran |  |  Revanth Kumar |  |
|  Nandini Nagarajan |  |  Nikilesh Raj |  |  Rohithchandru K |  |
|  Narendhar Sreedhran |  |  Nithyasri |  |  S.Santhini |  |

FACULTY: DR. NACHIAMMAI N PRESENTATION

PARTICIPANTS ATTENDANCE


| | | | |
|---|---|---|---|
|  sahana shree |  |  Srivishnu Janakiraman |  |
|  Sakthi Mani Murugan P |  |  Subhathi.B |  |
|  Sathish Muthukumar |  |  Supriya Sri Lakshmi |  |
|  Savitha S |  |  Suvetha Manoharan |  |
|  Shanmugavelu S |  |  Swathi M |  |
|  Shree devi Elangovan |  |  Swetha nidhi |  |
|  Sirpika Arunachalam |  |  Thailu yegu |  |
|  Sneha S |  |  Vaishali |  |
|  Sona Sri |  |  Vaishnavi |  |
|  Soofiya Snober |  |  Vigknes.S |  |
|  Sriharika Raavi |  |  Vignesh Mk |  |
|  Srinidhi .P |  |  Vinitha |  |
|  Srinivas N |  |  Visweshwaran S |  |
|  Sriram Mahesh |  |  Bency Joseph Raj |  |

CDCRI/OP/PG/2020/034

15.04.2020

DEPARTMENT OF ORAL PATHOLOGY AND MICROBIOLOGY

RECORD OF e CLASS

| | |
|---------------------------|--|
| PLATFORM |  https://us04web.zoom.us/j/73563030506 |
| DATE | 15.04.2020 |
| TIMING | 9.30 am to 10.30 am |
| SESSION | HIV |
| PRESENTING FACULTY | Dr. Harini Priya |
| UG PARTICIPANTS | CRI POSTED IN ORAL PATHOLOGY- 2 participants (Shanmuga velu, Revanth Kumar) |

FACULTY: DR. HARINI PRIYA PRESENTATION


SHARED SCREEN

9:42 AM Wed 15 Apr 735-6303-0506 12:44 51% 10:00 AM Wed 15 Apr 735-6303-0506 30:57 47%

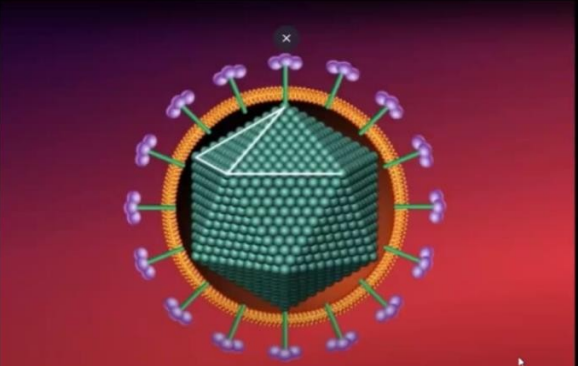
Leave Meeting Unmute Start Video Share Content Participants More Leave Meeting Unmute Start Video Share Content Participants More

VIRUS

Dr. Harini Priya, MDS
Oral & Maxillofacial Pathology
Date: 15.04.2020



HIV Life Cycle

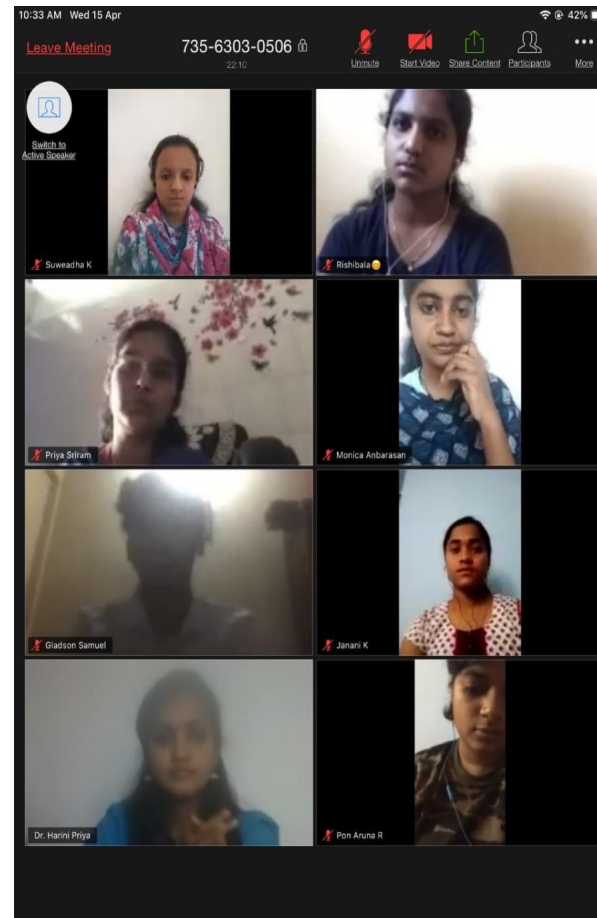
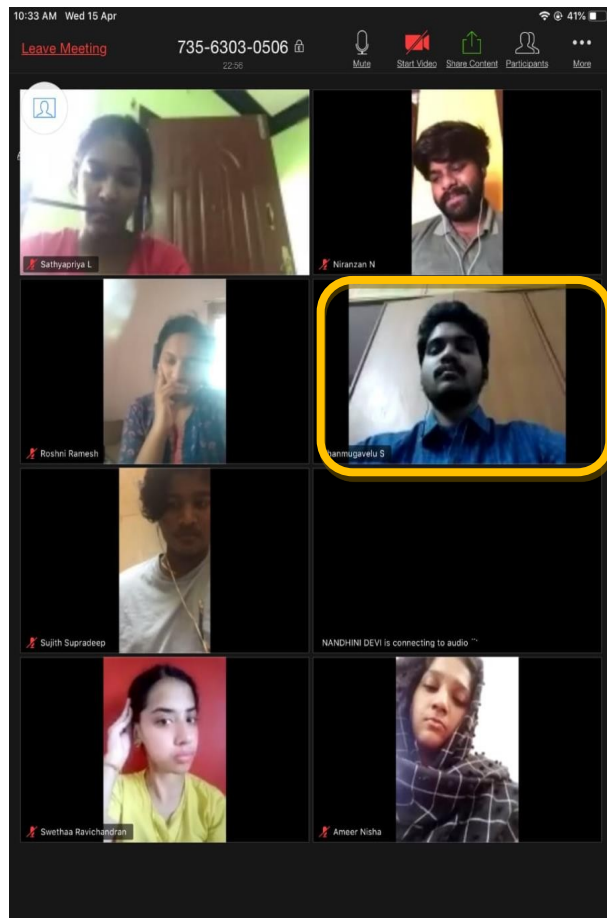


© 2013 Mechanisms in Medicine Inc.

Dr. Harini Priya Bhavana Priyanka


































































FACULTY: DR. HARINI PRIYA PRESENTATION

PARTICIPANTS VIDEO TILES



FACULTY: DR. HARINI PRIYA PRESENTATION

PARTICIPANTS VIDEO TILES


| Participants (95) | Participants (95) | Participants (94) | Participants (94) |
|---|---|---|--|
|  Akshya Ramanujam (me)  |  DEEPA NAGAPPAN  |  Krithika Gunasekaran  |  Rakshana gnana kamali  |
|  Dr. Harini Priya (Host)   |  Deepika Balamurugan  |  Lakshana Dhyaneswaran  |  Rekha Dillibabu21  |
|  Afreen Hassan  |  Dr. Prisilla  |  Lakshikha Sree  |  Revanth Kumar  |
|  Akarna R  |  Gayathri P  |  Lakshmi Priya  |  Rishibala 😊  |
|  Aktshaya K  |  Gayathri Sathiyamoorthy  |  Leo Caroline  |  Riyukta Talupur  |
|  AlaguPriyadharshni Kasina...  |  Gladson Samuel  |  Lincy Jenisha  |  Rohini Karthik  |
|  Ameer Nisha  |  Gokulakannan Ravi  |  Lisha Krishnasamy  |  Roshni Ramesh  |
|  Anandh S  |  Govartheni K A  |  Lovisha Seles  |  S.Sandhya Selvakumar  |
| Chat Invite | Chat Invite | Chat Invite | Chat Invite |

CDCRI/OP/2020/050

18.04.2020

DEPARTMENT OF ORAL PATHOLOGY AND MICROBIOLOGY

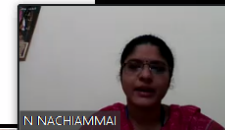
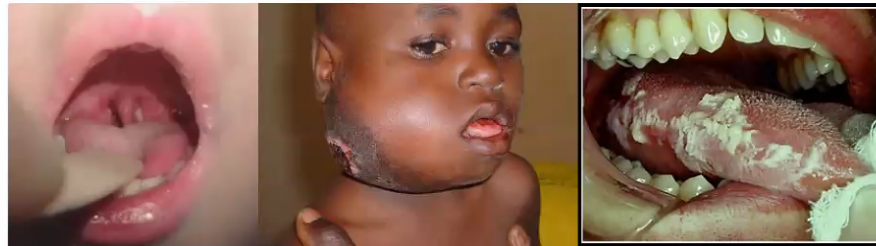
RECORD OF e CLASS

| | |
|--------------------|--|
| PLATFORM |  http://us04web.zoom.us/j/76579905521 |
| DATE | 18.04.2020 |
| TIMING | 8.30 am to 10.30 am |
| SESSION | VIRAL INFECTIONS OF ORAL CAVITY |
| PRESENTING FACULTY | Dr. N. NACHIAMMAI |
| UG PARTICIPANTS | CRI POSTED IN ORAL PATHOLOGY- 3 participants (Sonu, Subhashini, Vishanth) |

FACULTY: DR. NACHIAMMAI N PRESENTATION

SHARED SCREEN


VIRAL INFECTIONS OF ORAL CAVITY
PART-II


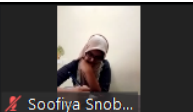
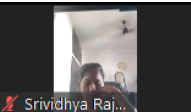

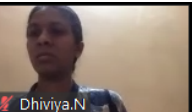



4/18/2020




FACULTY: DR. NACHIAMMAI N PRESENTATION

SHARED SCREEN










Record

| FEATURES | HERPETIC GINGIVOSTOMATITIS | CHICKEN POX |
|-------------------------------|---|--|
| VIRUS | HSV-1/HSV -2 | VZV |
| AGE GROUP | | |
| CLINICAL FEATURES/Site | Prodormal symptoms Symptomatic phase | |
| INVESTIGATION | Tzanck test Lipschutz bodies | |
| TREATMENT | ANTIVIRAL THERAPY | High risk patients |
| LATENCY | Herpes labialis, Intraoral Recurrent Herpes eczema herpeticum | Shingles, Zoster sine herpetae Ramsay Hunt Syndrome Post herpetic Neuralgia |

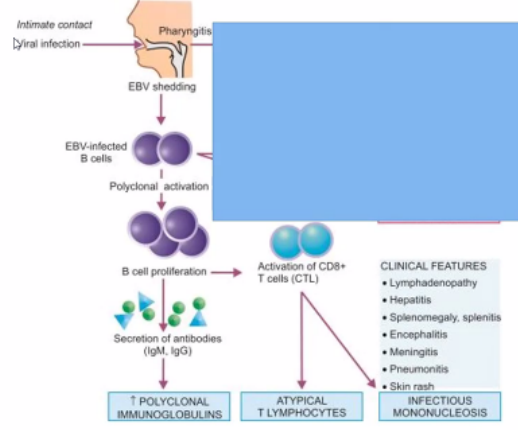



FACULTY: DR. NACHIAMMAI N PRESENTATION

SHARED SCREEN


Recording You are viewing N NACHIAMMAI's screen View Options

PATHOGENESIS



The diagram illustrates the pathogenesis of EBV infection. It begins with 'Intimate contact' and 'Oral infection' leading to 'Pharyngitis'. This is followed by 'EBV shedding', which leads to 'EBV-infected B cells'. These cells undergo 'Polyclonal activation', leading to 'B cell proliferation' and 'Secretion of antibodies (IgM, IgG)'. This results in '↑ POLYCLONAL IMMUNOGLOBULINS'. Simultaneously, there is 'Activation of CD8+ T cells (CTL)', which leads to 'ATYPICAL T LYMPHOCYTES' and 'INFECTION MONONUCLEOSIS'. A list of 'CLINICAL FEATURES' is provided: Lymphadenopathy, Hepatitis, Splenomegaly, splenitis, Encephalitis, Meningitis, Pneumonitis, and Skin rash.

4/18/2020

 **Chettinad**
Dental College & Research Institute
Department of Oral & Maxillofacial Pathology

Participants:

- Dharshini Per...
- Priyadarshini...
- mathan rajan
- Haripriya S
- Dhiviya.N
- jaya varsha

FACULTY: DR. NACHIAMMAI N PRESENTATION

SHARED SCREEN

INFECTIOUS MONONUCLEOSIS

SYNONYMS: Mono ; Glandular fever ; Kissing disease, Pfeiffer's disease, Filatov's disease

CAUSE : Epstein – Barr virus (EBV)

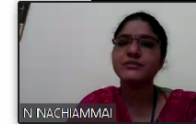
Acute self-limited illness usually seen in nonimmune young adults following primary infection with the EB virus.

Incubation period is 4 - 8 weeks.

TRANSMISSION : droplet and saliva

AGE GROUP : Children & Adults

4/18/2020



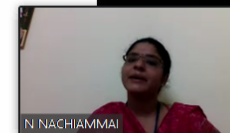
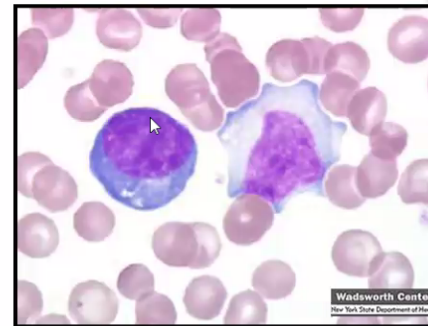
FACULTY: DR. NACHIAMMAI N PRESENTATION

SHARED SCREEN

You are viewing N NACHIAMMAI's screen View Options

LAB FINDINGS

1. Lymphocytosis
2. Atypical lymphocytes (Downey lymphocytes)
Oval, horse shoe-shaped or indented nuclei Basophilic, foamy vacuolated cytoplasm
3. Thrombocytopenia
4. Antibodies to EBV
5. Positive Paul-Bunnell test
6. Monospot test

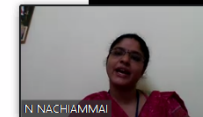
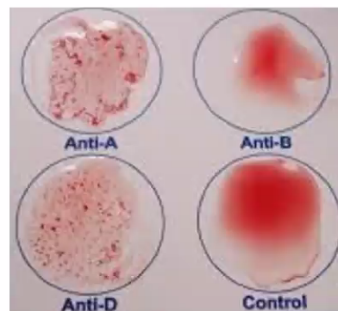


FACULTY: DR. NACHIAMMAI N PRESENTATION

SHARED SCREEN

Positive Paul-Bunnell test

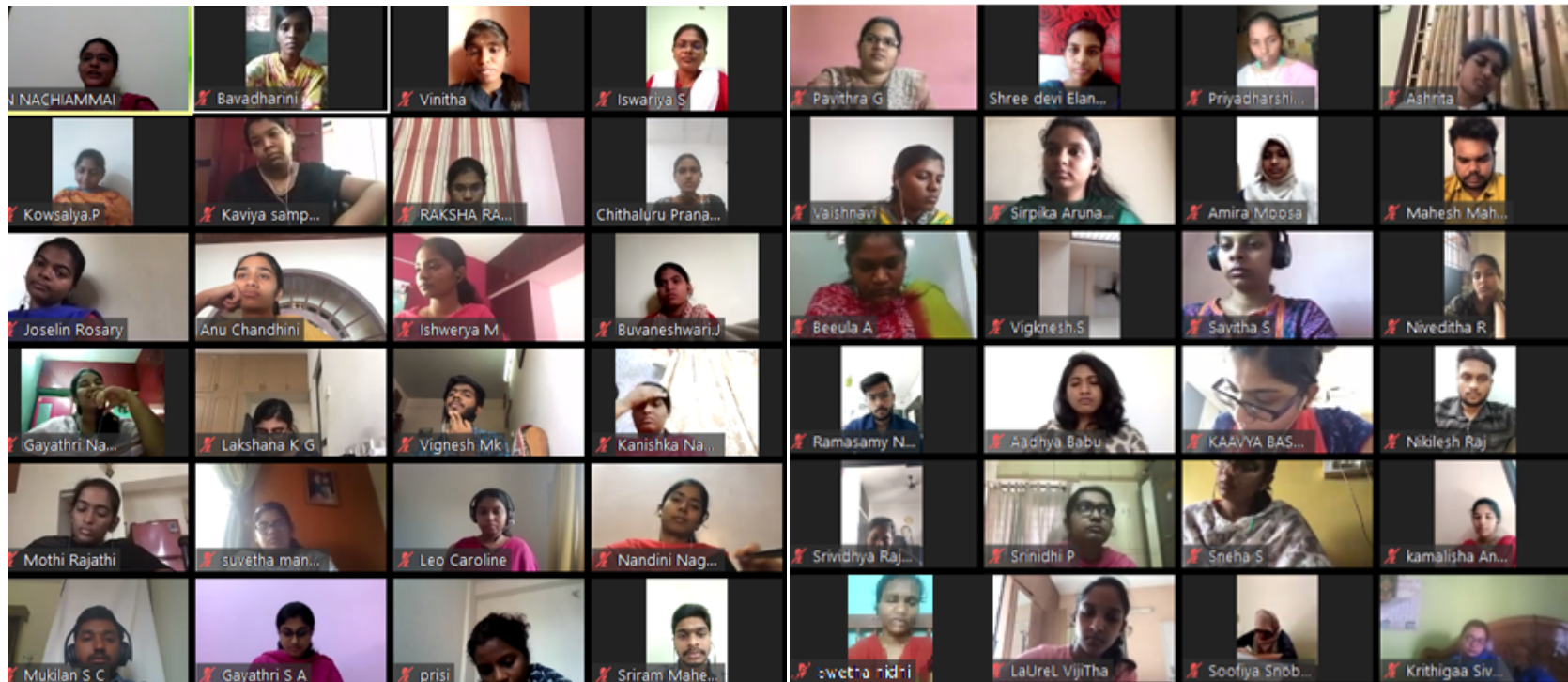
“Hetero” and “phile” are from the Greek, and mean “different” and “affinity”=
HETEROPHILE ANTIBODY



4/18/2020

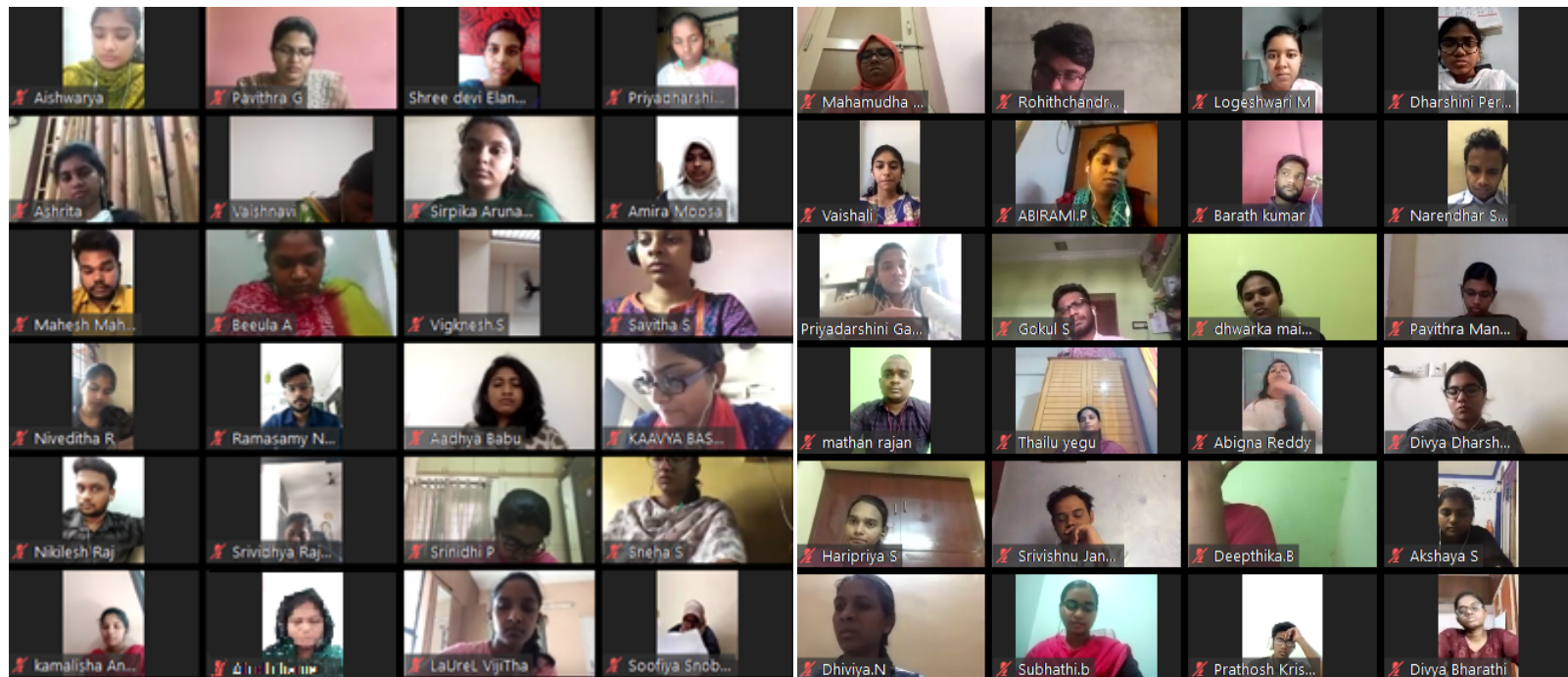
FACULTY: DR. NACHIAMMAI N PRESENTATION

PARTICIPANTS VIDEO TILES



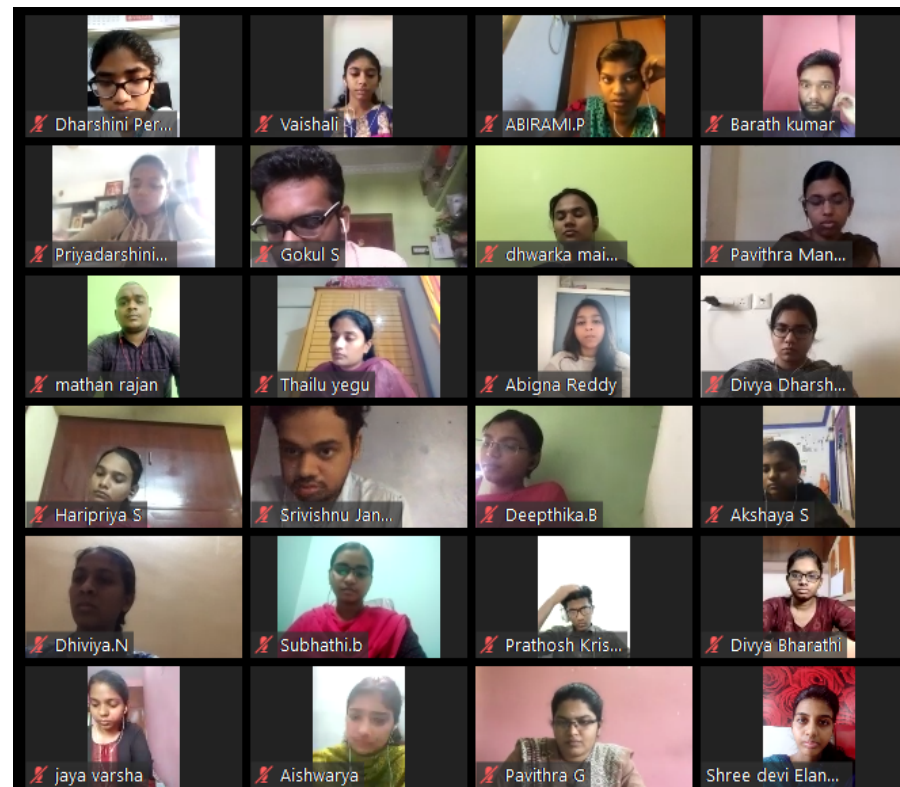
FACULTY: DR. NACHIAMMAI N PRESENTATION

PARTICIPANTS VIDEO TILES



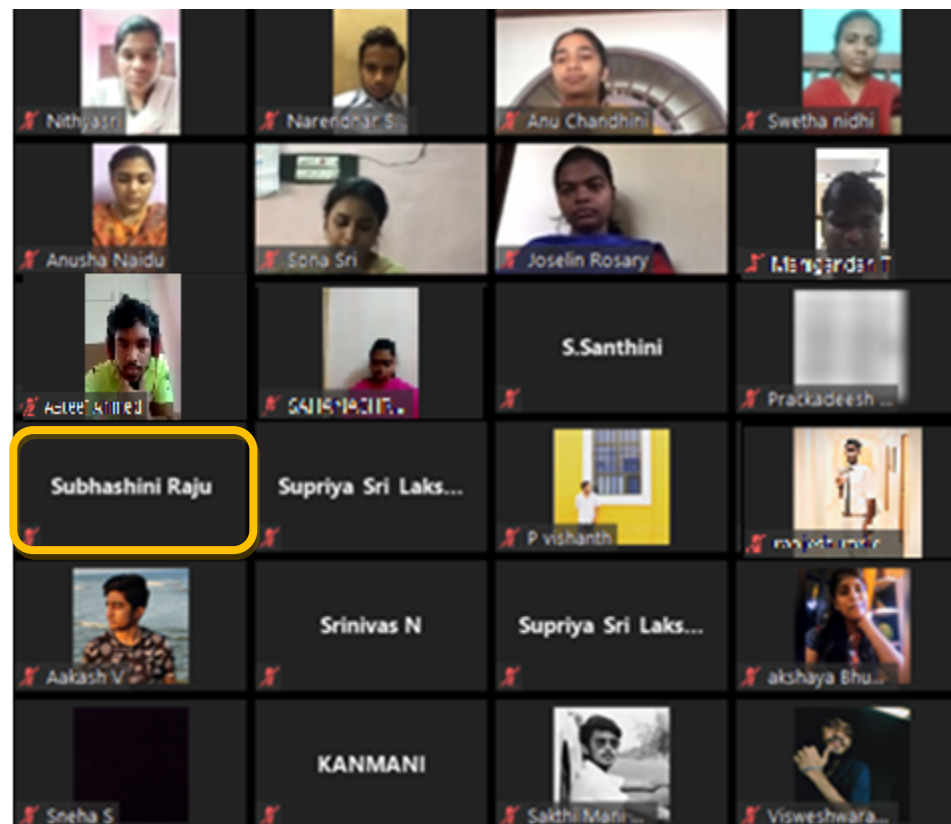
FACULTY: DR. NACHIAMMAI N PRESENTATION

PARTICIPANTS VIDEO TILES



FACULTY: DR. NACHIAMMAI N PRESENTATION

PARTICIPANTS VIDEO TILES























































































FACULTY: DR. NACHIAMMAI N PRESENTATION

PARTICIPANTS ATTENDANCE

| Participants (100) | | | |
|--------------------|------------------------|--|--|
| Find a participant | | | |
| B | Bavadharini | | |
| N | N NACHIAMMAI (Host) | | |
| PG | Priyadarshini Ganesan | | |
| P | Chithaluru Pranathi | | |
| | Gokul S | | |
| LK | Lakshana K G | | |
| | Thailu yegu | | |
| AB | Aadhya Babu | | |
| | Aakash V | | |
| AA | Aateef Ahmed | | |
| | Abigna Reddy | | |
| A | ABIRAMI,P | | |
| AH | Afridh hameedha.M | | |
| A | Aishwarya | | |
| A | Aishwarya | | |
| | akshaya Bhupalan | | |
| AS | Akshaya S | | |
| AM | Amira Moosa | | |
| AC | Anu Chandhini | | |
| AN | Anusha Naidu | | |
| A | Ashritha | | |
| BK | Barath kumar | | |
| BJ | Bency Joseph Raj | | |
| B | Buvaneshwari.J | | |
| D | Deepthika.B | | |
| D | Devadarshini | | |
| | Dharshini Periasamy | | |
| D | Dhiviya.N | | |
| | dhwarka mai jagatheesh | | |
| DB | Divya Bharathi | | |
| DD | Divya Dharshini | | |
| GN | Gayathri Namadevan | | |
| GS | Gayathri S A | | |
| | Gogula Krishnan | | |
| HS | Haripriya S | | |
| IM | Ishwerya M | | |
| IS | Iswariya S | | |
| J | jaya varsha | | |
| | Joselin Rosary | | |
| KB | KAANYA BASKAR | | |
| KA | kamalisha Anbarasu | | |
| | Kanishka Nandhini | | |

FACULTY: DR. NACHIAMMAI N PRESENTATION

PARTICIPANTS ATTENDANCE

| | | | | | |
|---|---|--|---|---|---|
|  KANMANI |  |  Narendhar Sreedhran |  |  S.Santhini |  |
|  Kaviya sampath |  |  Nikilesh Raj |  |  SAHANASHREE M |  |
|  Kavya Maran |  |  Nithyasri |  |  Sakthi Mani Murugan P |  |
|  Kowsalya.P |  |  Niveditha R |  |  Savitha S |  |
|  Krithigaa Sivaraman |  |  P vishanth |  |  Sirpika Arunachalam |  |
|  LaUreL VijiTha |  |  Pavithra G |  |  Sneha S |  |
|  Leo Caroline |  |  Pavithra Manohar |  |  Sneha S |  |
|  Logeshwari M |  |  Prackadeesh PG |  |  Sona Sri |  |
|  Mahesh Mahesh |  |  Prathosh Krishna |  |  Sonu |  |
|  Manigandan T |  |  prisi |  |  Soofiya Snober |  |
|  mathan rajan |  |  Priyadarshini A |  |  Srinidhi P |  |
|  Mothi Rajathi |  |  raajesh ravichandran |  |  Srinivas N |  |
|  Mukilan S C |  |  RAKSHA RAMKUMAR |  |  Sriram Mahesh |  |
|  Nandini Nagarajan |  |  Ramasamy Narayanan |  |  Srividhya Rajesh |  |

FACULTY: DR. NACHIAMMAI N PRESENTATION

PARTICIPANTS ATTENDANCE

| | | | |
|---|-----------------------|---|---|
|  | Srividhya Rajesh |  |  |
|  | Srivishnu Janakiraman |  |  |
|  | Subhashini Raju |  |  |
|  | Subhathi.b |  |  |
|  | Supriya Sri Lakshmi |  |  |
|  | Supriya Sri Lakshmi |  |  |
|  | suvetha manohran |  |  |
|  | Swathi M |  |  |
|  | Swetha nidhi |  |  |
|  | Vaishali |  |  |
|  | Vaishnavi |  |  |
|  | Vigkesh.S |  |  |
|  | Vignesh Mk |  |  |
|  | Vinitha |  |  |
|  | Visweshwaran S |  |  |