



DEPARTMENT OF PEDODONTICS AND PREVENTIVE DENTISTRY

SCHEDULE FOR INTERNS (6.7.2020-11.7.2020)

S.NO	DATE	TOPIC	FACULTY
1.	6.7.2020	NA	NA
2.	7.7.2020	NA	NA
3.	8.7.2020	NA	NA
4.	9.7.2020	Na	NA
5.	10.7.200	Pit & fissure sealants	Dr Joe Louis C Dr Daya Srinivasan Dr Senthil Eagappan Dr Divya Natarajan
6.	11.7.2020	Chair side Behaviour Management technique	Dr Joe Louis C Dr Daya Srinivasan Dr Senthil Eagappan Dr Divya Natarajan

10.7.2020

Divya N is inviting you to a scheduled Zoom meeting.

Topic: Sealants E clinic

Time: Jul 10, 2020 11:15 AM Mumbai, Kolkata, New Delhi

Join Zoom Meeting

<https://us04web.zoom.us/j/73848222965?pwd=eWJWRIhEZExwR2tJK29lUE9xeE0rZz09>

Meeting ID: 738 4822 2965

Password: p

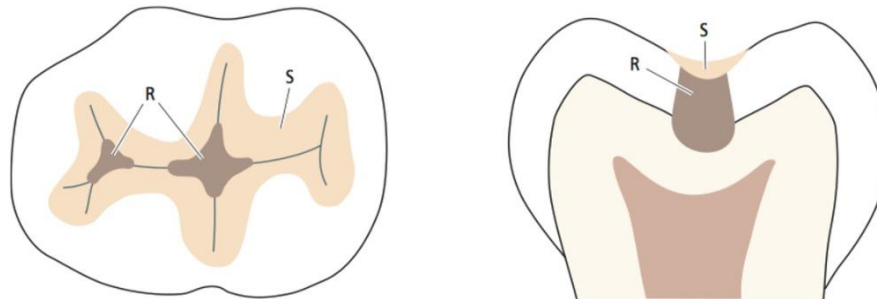


Figure 10-20 Preventive resin/GIC restoration; R = restorative material (resin or GIC), S = sealant.



Figure 2D. The tooth is rinsed for 20 seconds with an air-water spray and dried, leaving the dentin slightly moist.



Figure 2E. The cavity is coated with Single Bond Adhesive.

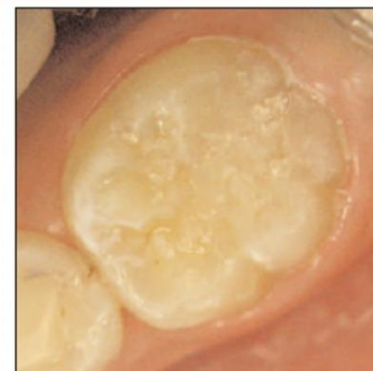
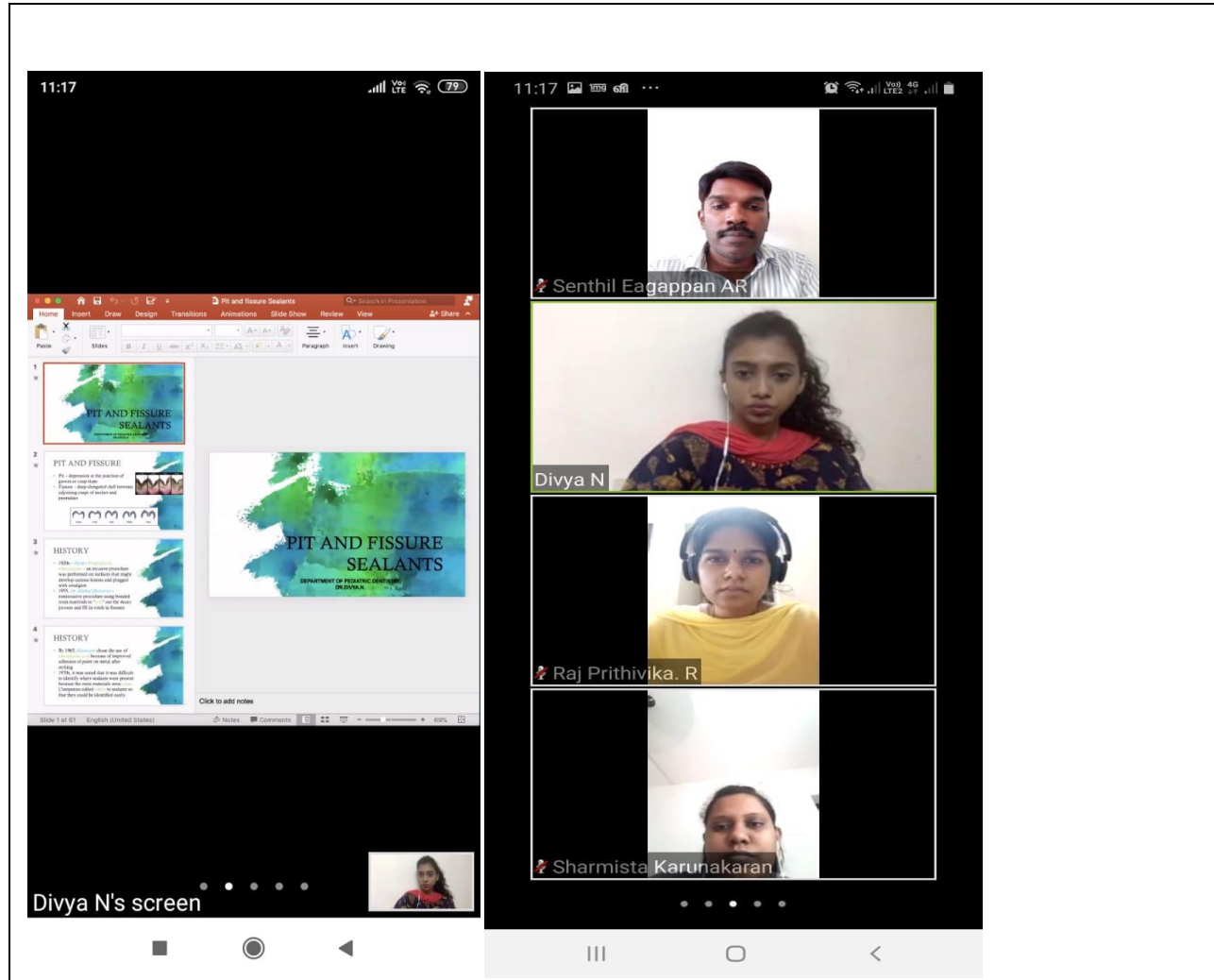


Figure 2F. The cavity is restored with a micro-hybrid resin composite.





The screenshot displays a Zoom meeting interface. On the left, a presentation titled "PIT AND FISSURE SEALANTS" is being shown. The presentation includes a title slide, a definition slide, a history slide, and a list of materials. The right side of the screen shows four participants in a grid view. The participants are Senthil Eagappan AR, Divya N, Raj Prithivika. R, and Sharmista Karunakaran. The bottom of the screen shows the Zoom mobile app interface with navigation icons.

PIT AND FISSURE SEALANTS

PIT AND FISSURE

The appearance of the cavities of enamel or dentin that are located in the pits and fissures of the teeth. These cavities are caused by the accumulation of food particles and bacteria, which leads to the formation of cavities.

HISTORY

1958 - First application of pit and fissure sealants was performed on the first tooth of a child.

1965 - The first commercial pit and fissure sealant was introduced.

1970 - The use of pit and fissure sealants became widespread.

1980 - The use of pit and fissure sealants became a standard procedure in pediatric dentistry.

1990 - The use of pit and fissure sealants became a standard procedure in general dentistry.

2000 - The use of pit and fissure sealants became a standard procedure in orthodontics.

2010 - The use of pit and fissure sealants became a standard procedure in periodontics.

2020 - The use of pit and fissure sealants became a standard procedure in endodontics.

Click to add notes

Slide 1 of 11 English (United States)

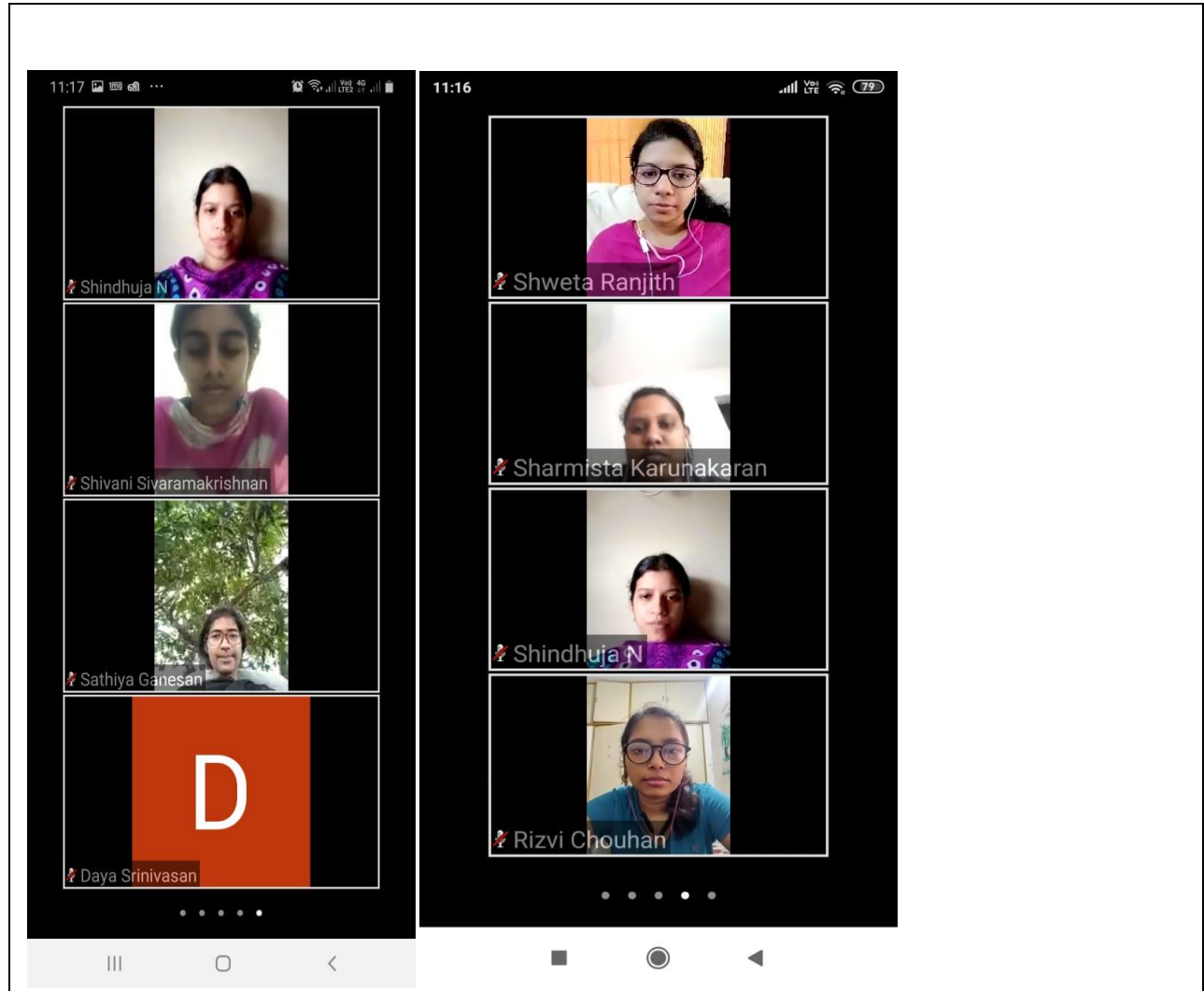
Divya N's screen

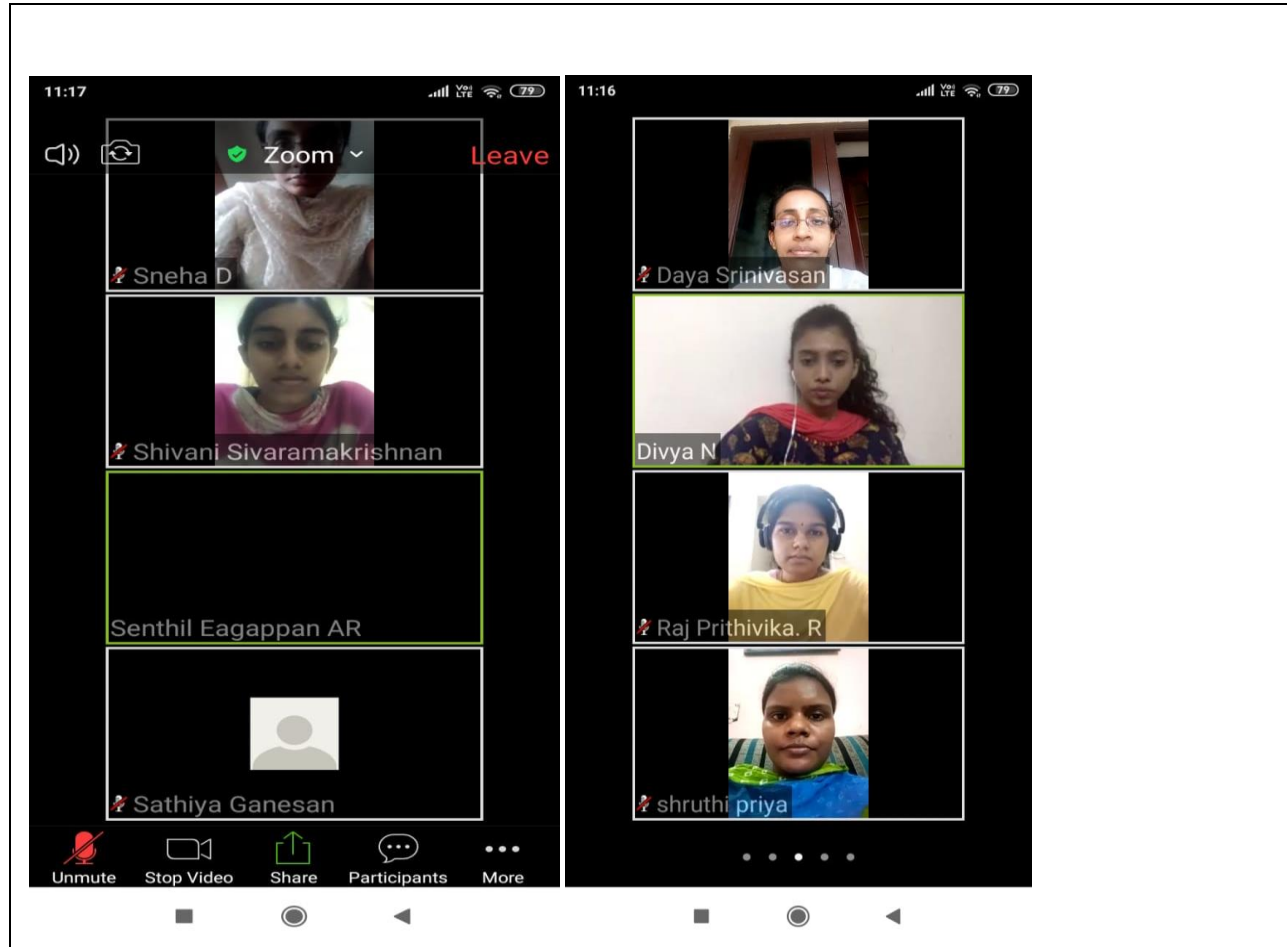
Senthil Eagappan AR

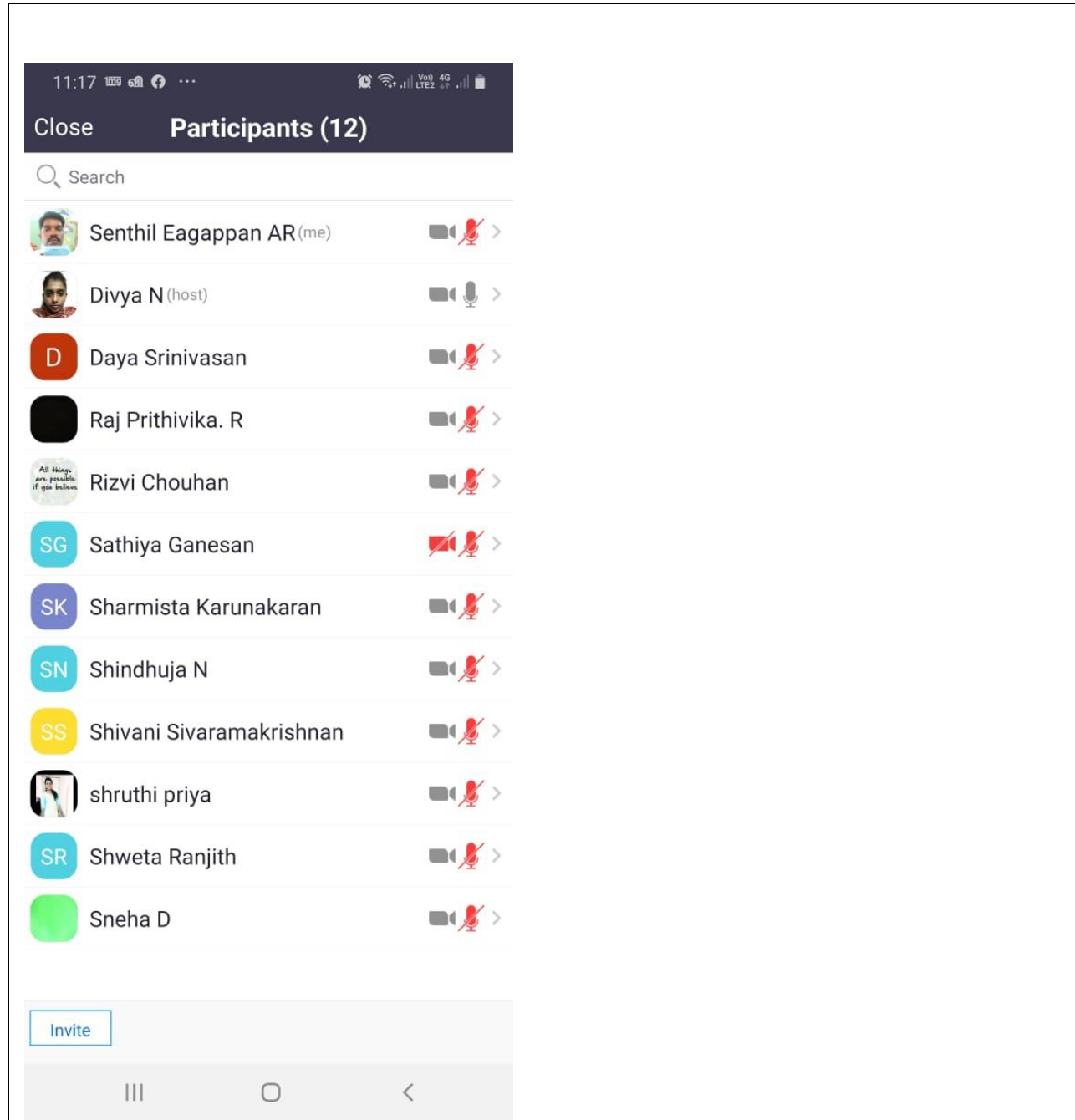
Divya N

Raj Prithivika. R

Sharmista Karunakaran







11.7.2020

Daya Srinivasan is inviting you to a scheduled Zoom meeting.

Topic: Daya Srinivasan's Zoom Meeting

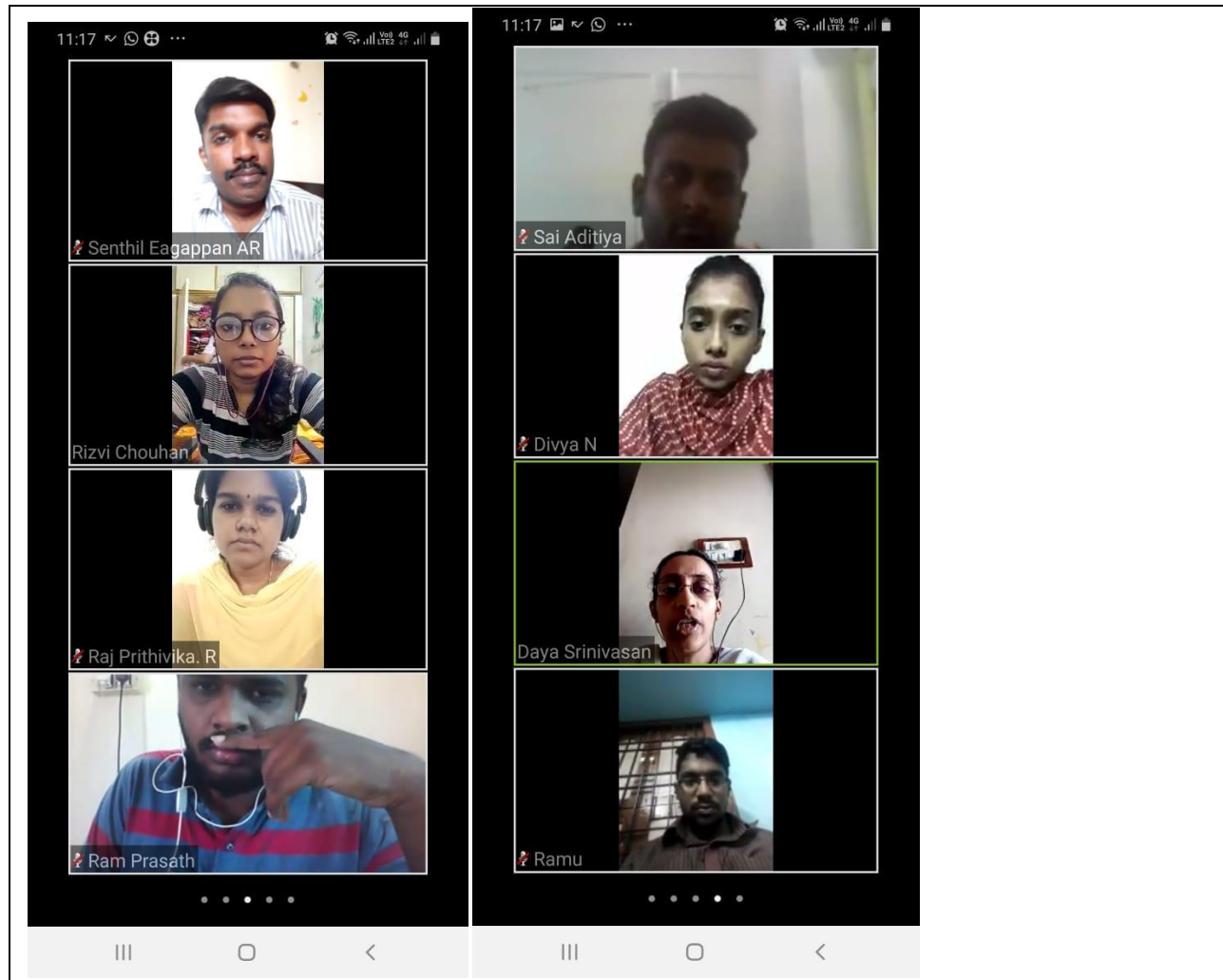
Time: Jul 4, 2020 10:00 AM India

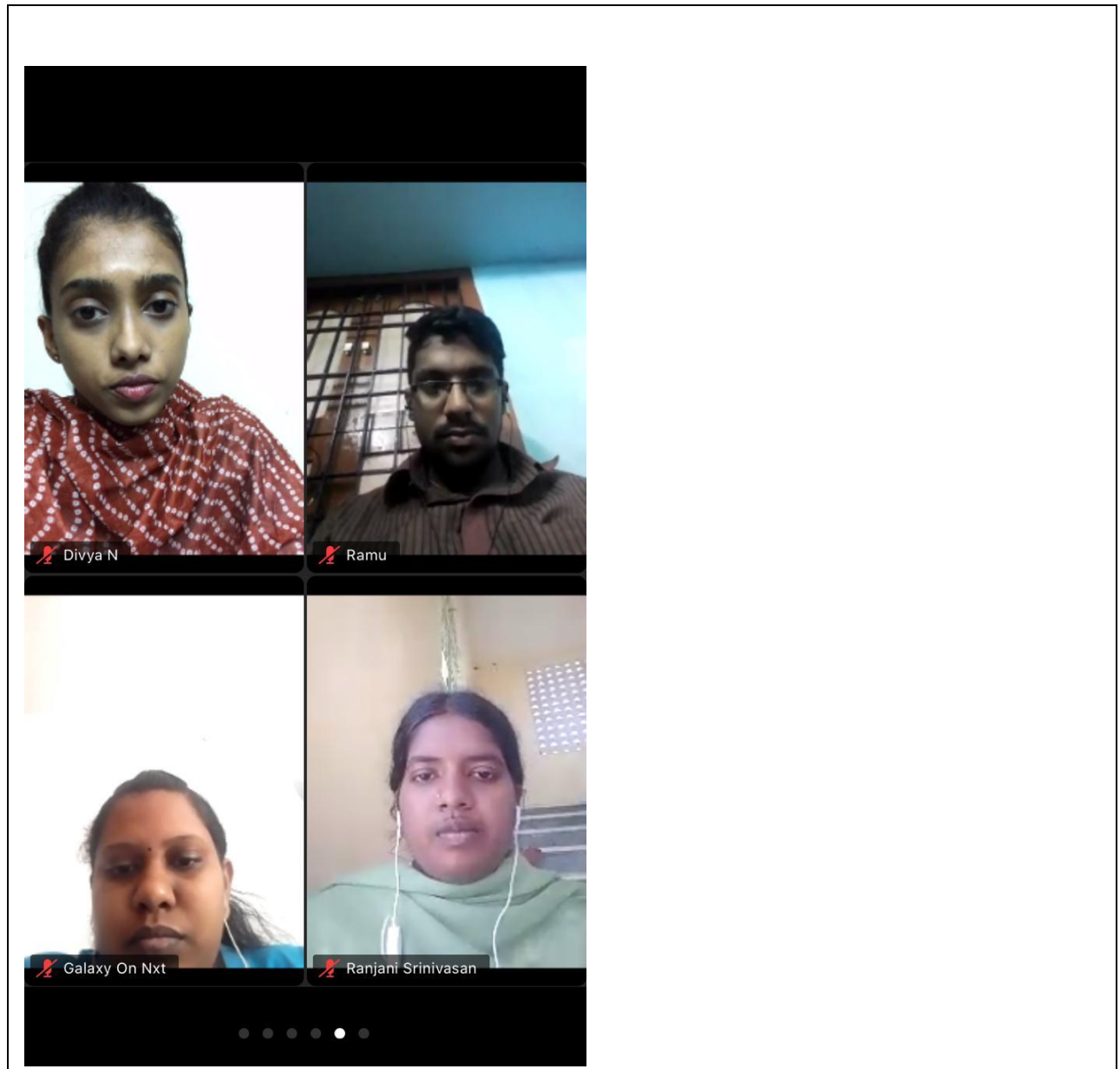
Join Zoom Meeting

https://us04web.zoom.us/j/6664598002?pwd=z_NJGfjZjxt-7i38QxP9jDM514c

Meeting ID: 666 459 8002

Password: pedo











11:18




Close




Participants (11)




Search




 Senthil Eagappan AR (me)   >




 Daya Srinivasan (host)   >




 Divya N   >




 Galaxy On Nxt   >




 Raj Prithivika. R   >




 Ram Prasath   >

 Ramu   >

 Ranjani Srinivasan   >

 Rizvi Chouhan   >

 Sai Aditiya   >

 sanjana   >

Invite

III

<

Email address *

rizvi.chouhan9@gmail.com

Write Your official name *

Rizvi.v.chouhan

The child follows dentist direction in shy and quiet manner. Can become uncooperative due to bad experience during treatment. The description describes which rating of Frankl Behaviour rating scale * 1 point

- ☐ Rating No:1
- ☒ Rating No:2
- ☐ Rating No:3
- ☐ Rating No: 4

Email address *

rizvi.chouhan9@gmail.com

Write Your official name *

Rizvi.v.chouhan

The child follows dentist direction in shy and quiet manner. Can become uncooperative due to bad experience during treatment. The description describes which rating of Frankl Behaviour rating scale * 1 point

- ☐ Rating No:1
- ☒ Rating No:2
- ☐ Rating No:3
- ☐ Rating No: 4

Email address *

ksharmistasree@gmail.com

Write Your official name *

K. Sharmista Sree

The child follows dentist direction in shy and quiet manner. Can become uncooperative due to bad experience during treatment. The description describes which rating of Frankl Behaviour rating scale * 1 point

- ☐ Rating No:1
- ☒ Rating No:2
- ☐ Rating No:3
- ☐ Rating No: 4