

E – Teaching/Learning Sessions for 4th year
BDS Department of Conservative Dentistry and
Endodontics

Theory Class and Clinical posting Discussion

Report from 20/04/2020 to 25/04/2020

S.No	Date and Time	Nature of Class and Topic	Faculty	Participated Students
1	20/04/2020	Clinical Posting discussion on access opening in anterior	Dr. Manjiri Honap	21
2	21/04/2020	Theory class – Diagnosis in Endodontics - Part II	Dr. Manjiri Honap	89
3	21/04/2020	Clinical Posting discussion on Biomimetic restorations	Dr. K. Senthil Kumar	25
4	22/04/2020	Clinical Posting discussion on Endo-Perio lesion	Dr. K. Sadaisva	25
5	23/04/2020	Theory Class on Biologic width	Dr. Sreeram S. R.	88
6	23/04/2020	Clinical Posting discussion on Post and Core	Dr. Anupama R.	19
7	24/04/2020	Clinical Posting discussion on Rubber dam isolation	Dr. Manjiri Honap	18
8	25-4-2020	Clinical Posting discussion on class II modifications	Dr. K. Senthil Kumar	19

Department of Conservative Dentistry & Endodontics

Attendance Report

Date: 20.04.2020

CRRI (2015-16 Batch)

Staff: Dr. Manjiri Honap

Timings: to 12:00 pm-12.40 pm

Manjiri Honap is inviting you
to a scheduled Zoom
meeting.

Clinical Posting – CRRI.

Time: Apr 20, 2020, 12:00 PM India.

Join Zoom meeting <https://us04web.zoom.us/j/78427863260>

Meeting ID: 78427863260

Password: None

No of students participated: 21



Endo K batch interns

Ch Dr., Ch Dr., Ch Dr., Ch Dr., Ch Dr., Ch D...



TODAY

Good morning all,
Today's schedule as follows. 8:21 am ✓✓

Date: 15-4-2020

Clinical posting - Interns

Discussion Topic: Rotary Endodontics

12.00 to 1.00 : Topic discussion through
zoom video meeting. 8:21 am ✓✓

zoom

**Join our Cloud HD Video Meeting
now**

Zoom is the leader in modern enter...
us04web.zoom.us

Manjiri Honap is inviting you to a scheduled
Zoom meeting.

Topic: 15-4-2020 INTERNS CLINICAL
POSTING DISCUSION
Time: Apr 15, 2020 12:00 PM India

Join Zoom Meeting

<https://us04web.zoom.us/j/72626025524>

Meeting ID: 726 2602 5524 8:21 am ✓✓

+91 86809 87563 ~sonujain

Ok ma'am

9:14 am

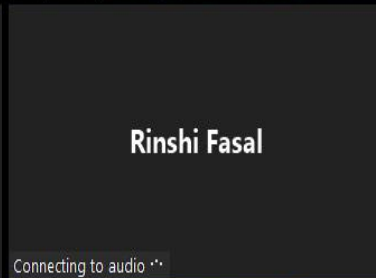

The meeting will start soon. 11:50 am ✓✓



Type a message



Recording...



Participants (7)

- Manjiri Honap (Host, me)
- Deepti JV
- Harini Karunakaran
- Senthil Kumar Kumarappan
- Srividhya Srinivasan
- Rinshi Fasal
- Shanmugavelu S

Invite Mute All Unmute All ...



Type here to search

11:58
20-04-2020

Manjiri Honap

Deepti JV

Shanmugavelu S

Dakshin D

Rinshi Fasal

Recording...

Deep caries management

Deepti JV

PG

Chettinad dental college and research institute

Mute Stop Video Security Manage Participants Chat Share Screen Pause/Stop Recording Reactions End Meeting

Participants (17)

Find a participant

- Manjiri Honap (Host, me)
- Deepti JV
- Shanmugavelu S
- Anupama R
- Dakshin D
- Harini Karunakaran
- Kalaiarasi Murugesan
- POOJA LAKSHMANAN
- Revanth Kumar
- Rinshi Fasal
- Sadasiva Kadandale
- Saishruthi
- Senthil Kumar Kumarappan
- Shwetha Ramachandran

Invite Mute All Unmute All ...

12:04
20-04-2020

Harini Karunaka...
Senthil Kuma...
Srividhya Sriniva...
Kalaiaarasi M...
Sriram pugalenth...

Recording...

Deep caries management

Deepti JV
PG
Chettinad dental college and research institute

Mute Stop Video Security Manage Participants Chat Share Screen Pause/Stop Recording Reactions End Meeting

Participants (13)

Find a participant

- Manjiri Honap (Host, me)
- Deepti JV
- Dakshin D
- Shanmugavelu S
- Srividhya Srinivasan
- Anupama R
- Harini Karunakaran
- Kalaiaarasi Murugesan
- Revanth Kumar
- Rinshi Fasal
- Senthil Kumar Kumarappan
- Sriharika Raavi
- Sriram pugalenth...

Invite

Mute All

Unmute All

...



12:01

20-04-2020

ENG

6



Deepti JV



Shanmugavelu S

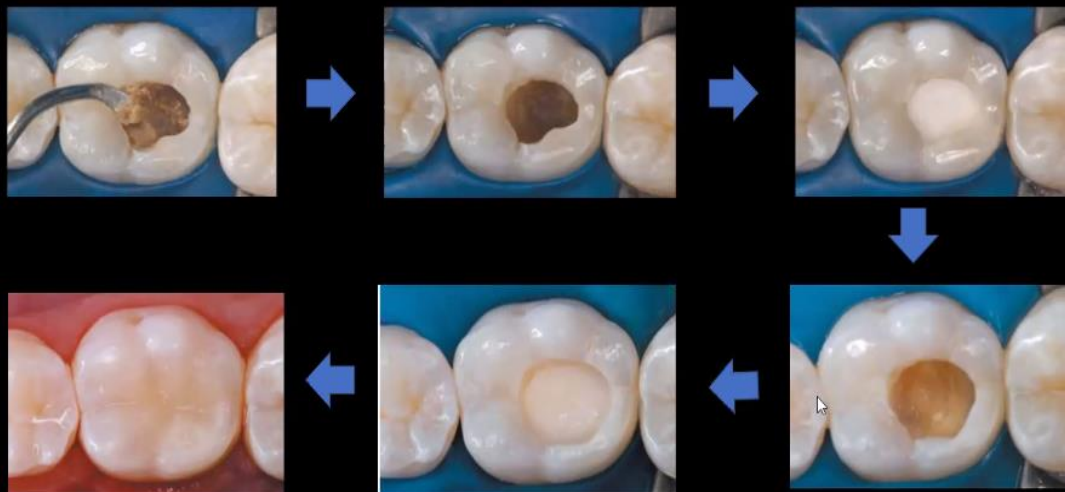
Dakshin D

Rinshi Fasal



Recording...

INDIRECT PULP CAPPING- clinical technique



Mute



Stop Video



Security



Manage Participants



Chat



Share Screen



Pause/Stop Recording



Reactions

End Meeting

Participants (20)

Find a participant



Manjiri Honap (Host, me)



Deepti JV



Shanmugavelu S



Anupama R



Dakshin D



Harini Karunakaran



POOJA LAKSHMANAN



rameez taj



Revanth Kumar



Revathy



Rinshi Fasal



Sadasiva Kadandale



Saishruthi



sankar vishwanath

Invite

Mute All

Unmute All

...

Type here to search

12:09
20-04-2020



Deepti JV



Shanmugavelu S

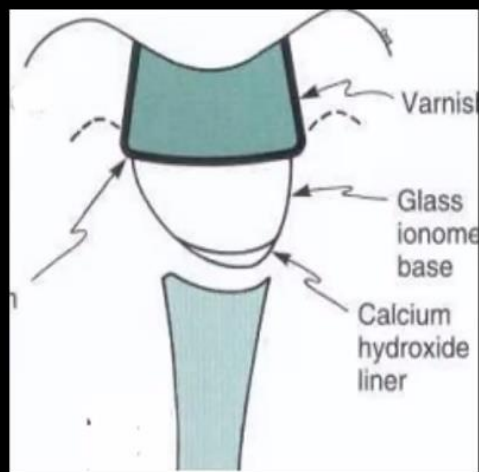
Dakshin D

Rinshi Fasal



Recording... || ■

Indirect pulp capping



Participants (19)

Find a participant

Manjiri Honap (Host, me)

Deepti JV

Shanmugavelu S

Anupama R

Dakshin D

Harini Karunakaran

POOJA LAKSHMANAN

rameez taj

Revanth Kumar

Revathy

Rinshi Fasal

Sadasiva Kadandale

Saishruthi

Senthil Kumar Kumarappan

Invite

Mute All

Unmute All

...

Mute Start Video

Security

Manage Participants

Chat

Share Screen

Pause/Stop Recording

Reactions

End Meeting

Type here to search

12:08
20-04-2020



Manjiri Honap

Deepti JV



Shanmugavelu S

Dakshin D

Rinshi Fasal



Recording... || ■

Infected dentin



- Superficial layer
- High concentration of bacteria
- Irreversibly denatured collagen
- Yellow, soft and wet
- Can be removed using a spoon excavator
- Has to be removed (exception -If too close to the pulp)

Affected dentin



- Deeper layer
- Does not contain bacteria
- Reversibly denatured collagen
- Darker, harder and drier
- Cannot be removed using a spoon excavator
- Need not be removed

Participants (19)

Find a participant

- Manjiri Honap (Host, me)
- DJ Deepti JV
- Shanmugavelu S
- AR Anupama R
- DD Dakshin D
- HK Harini Karunakaran
- POOJA LAKSHMANAN
- RT rameez taj
- Revanth Kumar
- RF Rinshi Fasal
- Sadasiva Kadandale
- S Saishruthi
- SV sankar vishwanath
- Senthil Kumar Kumarappan

Invite

Mute All

Unmute All

...

End Meeting

Mute Stop Video Security Manage Participants Chat Share Screen Pause/Stop Recording Reactions

Type here to search



12:06
20-04-2020 ENG

Manjiri Honap

Deepti JV

Shanmugavelu S

Dakshin D

Rinshi Fasal

Recording...

Case selection criteria

- Subjective evaluation of the region containing the carious lesion, by questioning the patient on the area in focus, intensity, duration, stimulus, relief, and spontaneity: **No signs of "irreversible pulpitis"** should be present, which in clinical terms means no unbearable pain and no disturbed night sleep.
- Objective examination of extra- and intraoral on soft and hard tissues. **The pulp should react normal on pulp testing**, without lingering or persistent prolonged pain following thermal testing. There should be **no signs of swelling, palpation, percussion, or mobility** (mobility due to periodontal bone loss excluded).

Mute Start Video Security Manage Participants Chat Share Screen Pause/Stop Recording Reactions End Meeting

Type here to search

Participants (19)

Find a participant

- Manjiri Honap (Host, me)
- DJ Deepti JV
- Shanmugavelu S
- AR Anupama R
- DD Dakshin D
- HK Harini Karunakaran
- Kalaiarasi Murugesan
- POOJA LAKSHMANAN
- Revanth Kumar
- RF Rinshi Fasal
- Sadasiva Kadandale
- S Saishruthi
- Senthil Kumar Kumarappan
- SR Shwetha Ramachandran

Invite

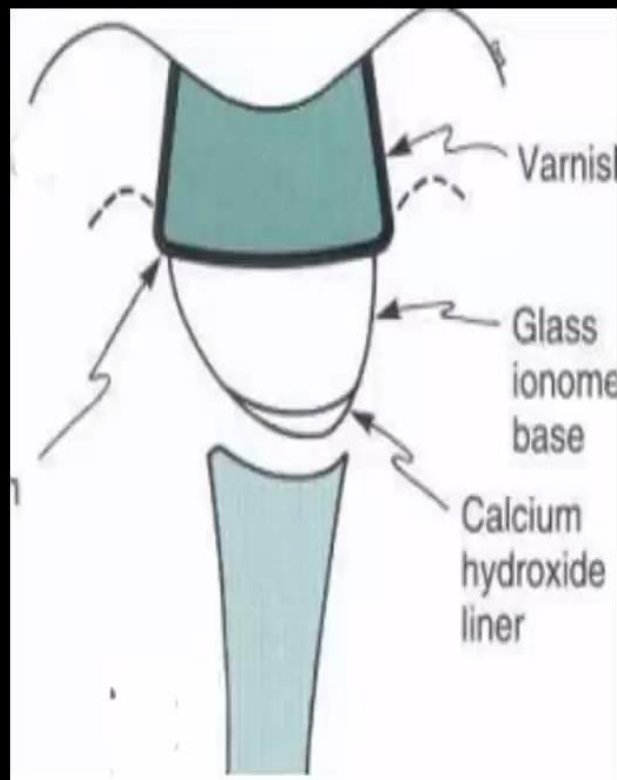
Mute All

Unmute All

...

12:05
20-04-2020

Indirect pulp capping




Manjiri Honap


Deepti JV

Shanmugavelu S

Senthil Kumar



Deepti JV



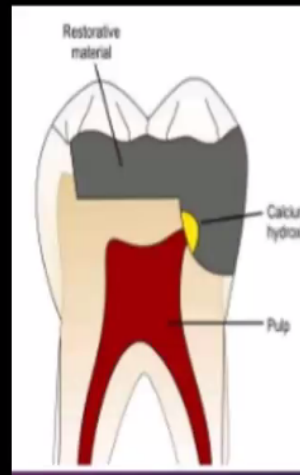
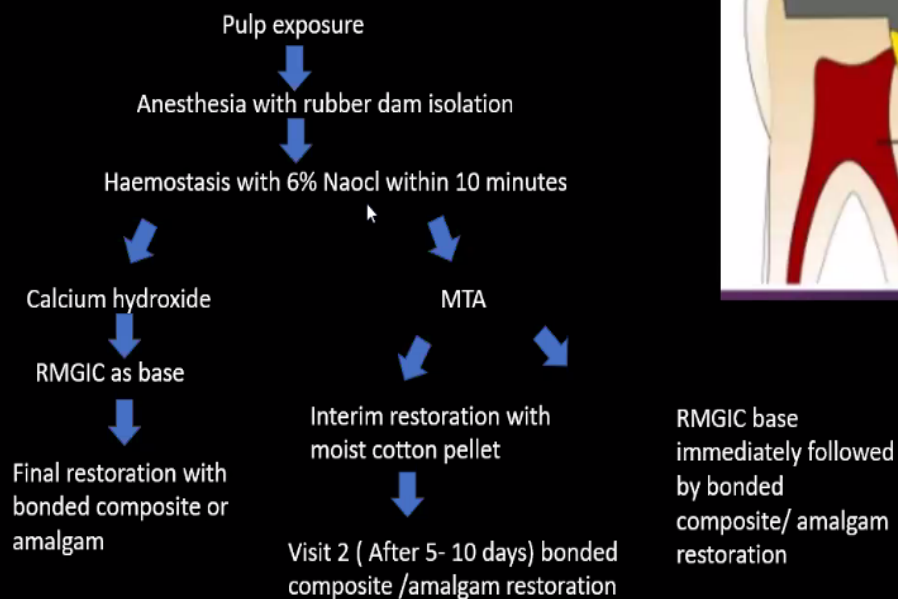
Shanmugavelu S

Dakshin D

Rinshi Fasal

Recording...

Clinical technique



Participants (21)

Find a participant

- Manjiri Honap (Host, me)
- DJ Deepti JV
- Shanmugavelu S
- AR Anupama R
- DD Dakshin D
- HK Harini Karunakaran
- Kalaiaarasi Murugesan
- POOJA LAKSHMANAN
- RT rameez taj
- Revanth Kumar
- R Revathy
- RF Rinshi Fasal
- Sadasiva Kadandale
- S Saishruthi

Invite Mute All Unmute All ...



Mute



Stop Video



Security



Manage Participants



Chat



Share Screen



Pause/Stop Recording



Reactions

End Meeting



Type here to search



12:11

20-04-2020



Department of Conservative Dentistry & Endodontics

Attendance Report

Date: 21.04.2020

IV B.D.S. (2016-17 Batch)

Staff: Dr. Manjiri Honap

Timings: 8.30 am to 9:30am

Manjiri Honap

is inviting you to a scheduled Zoom meeting.

Theory class – IV B.D.S.

Time: Apr 21, 2020, 8:30AM India.

Join Zoom meeting <https://us04web.zoom.us/j/76541185230>

Meeting ID: 76541185230

Password: None

No of students participated: 89

9:17

VWIFI



IV year Endo(2019-20)

Ch, Ch Adithi, Ch Balan S, Ch Dr., Ch Dr.,...



Ch Final Yr Prashant

Forwarded

**Endo lecture on
16.04.20**



Endo lecture on 16.0...



11 pages • 1.2 MB • PDF

10:16 am

YESTERDAY

zoom

**Join our Cloud HD Video Meeting
now**

Zoom is the leader in modern enter...
us04web.zoom.us

Manjiri Honap is inviting you to a scheduled
Zoom meeting.

Topic: IV BDS THEORY CLASS - DIAGNOSIS
IN ENDODONTICS - LECTURE PART 2
Time: Apr 21, 2020 08:30 AM India

Join Zoom Meeting

<https://us04web.zoom.us/j/76541185230>

Meeting ID: **765 4118 5230**

4:01 pm ✓✓

You

We will continue in the next class.

Good evening all, we will continue our
remaining discussion in tomorrow's lecture

4:02 pm ✓✓



Type a message






Chettinad
Dental College & Research Institute

DIAGNOSIS IN ENDODONTICS LECTURE PART II

Class By
Dr. Manjiri Honap
Department of Conservative
Dentistry and Endodontics



Manjiri Honap



Senthil Kumar Kumarap...



Connecting to audio ...

Anusha. R

Microsoft PowerPoint interface showing a presentation titled "DIAGNOSIS IN ENDODONTICS LECTURE PART II". The presentation is being shared via a video conference (Zoom) with participants Manjiri Honap, Anusha. R, and M.Lakshmipriya.

Slide 1 of 48:

- DIAGNOSIS IN ENDODONTICS LECTURE PART II**
- Class By
Dr.Manjiri Honap
Department of Conservative Dentistry and Endodontics

Slide 2 (RECAP):

- Diagnosis
- Diagnostic method
- Medical history
- Dental history
- Subjective symptoms
- Clinical observations
- Clinical tests

Slide 3 (Dental history):

- Chief complaint & its history
- When was it last treated?
- Pulp capping? Pulpotomy/ledge
- Restoration in the same
- Sharp blow accident
- Swelling/ gum boil
- Drainage

Slide 4 (Subjective symptoms):

- Is the pain well localized?
- What type? (Sharp/ dull)
- Throbbing?
- Intermittent/ Continuous?
- Associated to cold, heat, pressure

Video Conference Participants:

- Manjiri Honap
- Anusha. R
- M.Lakshmipriya

System Information:

- Slide 1 of 48
- Office Theme
- English (India)
- 76%
- 08:29
- 21-04-2020

Logesh Ram joined the meeting

The slide features a light beige background with a subtle geometric pattern of overlapping squares. On the right side, there is a red rectangular header containing a logo with three interlocking puzzle pieces in blue, green, and yellow, followed by the text 'Chettinad Dental College & Research Institute'. Below the header, the title 'DIAGNOSIS IN ENDODONTICS LECTURE PART II' is written in bold blue capital letters. Underneath the title, the text 'Class By Dr. Manjiri Honap' and 'Department of Conservative Dentistry and Endodontics' is displayed in a smaller black font.

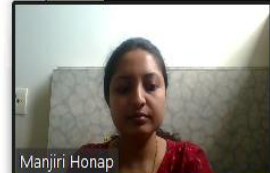
Chettinad
Dental College & Research Institute

**DIAGNOSIS IN
ENDODONTICS
LECTURE PART II**

Class By
Dr. Manjiri Honap
Department of Conservative
Dentistry and Endodontics

Manjiri Honap's screen





Santra Joseph

Neha Naomi



























Dhanesh Bala

Close

Participants (89)

Q Search

- | | | |
|---|-----------------------|---|
| AR | Anupama R (me) |   |
|  | Manjiri Honap (Host) |    |
| NN | Neha Naomi |   |
| AM | Aakifa M |   |
|  | Aamina Afra |   |
|  | Achsa Evangelin |   |
| AK | Adithi Karthik |   |
|  | agalya Panneer selvam |   |
|  | Akshayaa Shankar |   |

Chat

Invite

Close

Participants (89)



Surya Nandakumar



Tamil Selvan M D



Thouseef Ahmed



V Priyanga



Varshini Venkat



Vikneshwari Jayabalan



vikraman j



Vishalini Mohan



Vishnu Kumar



Yuvarani Muthu Kumar



Chat

Invite

Close

Participants (89)

R

Ramu



RS

Ranjani Srinivasan



Sadasiva Kadandale



Sai Aditiya



S

sanjana



SJ

Santra Joseph



SG

Sathiya Ganesan



Senthil Kumar Kumarappan



SN

Shindhuja N



SS

Shivani Sivaramakrishnan



Chat

Invite

Close

Participants (89)

PH

Pavithra Harikrishnan



PL

Pavithra lakshmi N



PR

Pavithra Rajkumar



Pavithra RathinaSwamy



P

Prabhavathi.s



P

prasanth



Priya Darshini



Ragavi vijayan



R

Rakshanaa Jeevan



Ram Prasath



Chat

Invite

[Close](#)

Participants (89)



Madhu Bala Sermarajan



MS

maha srinithi



MJ

Meghana Jayadev



MB

Munira Begam



NF

Naafia Fathima



Namarrthaa Sre



nawin Subhaganesh



Nehrthika Kumaresan



PK

Padmajaa Krishnan



Padmajee Selvaraj



[Chat](#)

[Invite](#)

Close

Participants (89)



shruthi priya



SR

Shweta Ranjith



S

Sneha.D



SS

Sophia srikanth



Sowmya Natarajan



Sreeram SR



SS

Sruthi S



SK

Suba Keerthi



Subashini Natarajan



SV

Sureka Varatharaj



Chat

Invite

Close

Participants (89)



Gowtham PD



Harini Prabha



Harish P



Harish Raghav



Hema Suresh



Janani



Jaya Kumar



Jayabalan C



Jineesh M



Johnvee S

























Chat

Invite

Close

Participants (89)

AR	Anusha. R	 
AS	Archana . S	 
AA	Arunachalesh Anbazhagan	 
a	Ateeq Ahamed	 
BI	Balaji's iPhone	 
	Balan Edward	 
CI	Chandhni's iPhone	 
	Deepika Ramachandra Murali	 
	Dhanesh Bala	 
GB	Gautham B	 

Chat

Invite

Close

Participants (89)

KR	Kadambari Ramaswamy		
KM	Kanchana Mala		
	Kauvya Karunanidhi		
	Kishan Kumar		
KR	Kudiarasi Rajendran		
	Lakshika Sree		
LC	Lalitha Choudhary		
LR	Logesh Ram		
	M Abinandhan		
M	M.Lakshmipriya		

Chat

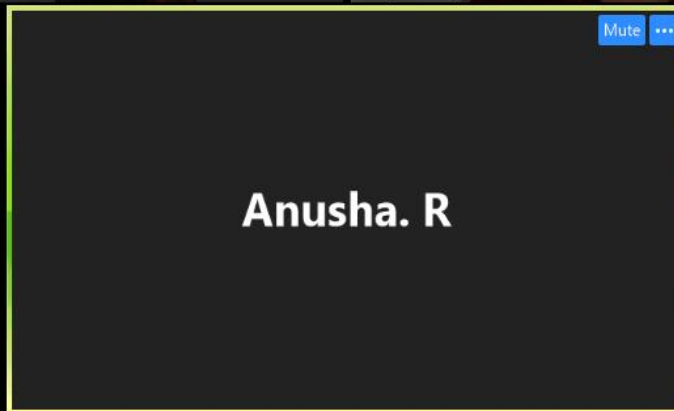
Invite



agalya Panneer selvam is connecting to audio -..



Manjiri Honap



REC



REC





765-4118-5230



Leave



Anupama R



Manjiri Honap



Priya Darshini



Ranjani Srinivasan



Unmute



Stop Video



Share Content



Participants

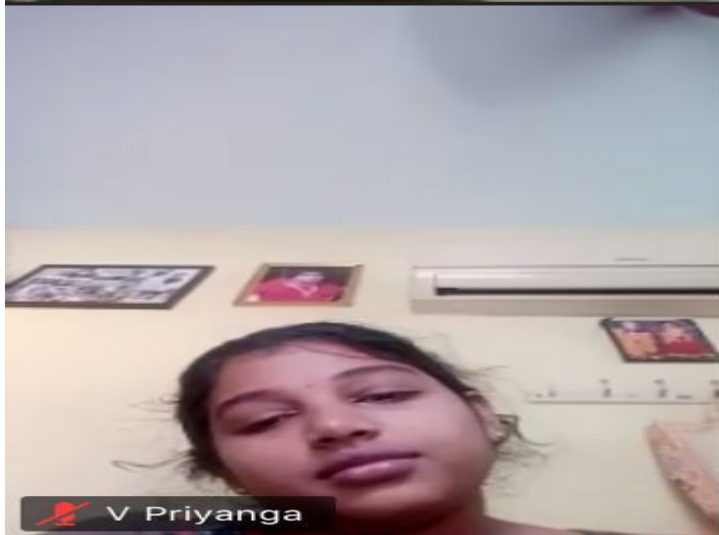


More

REC



REC



M Abinandhan joined the meeting



Department of Conservative Dentistry & Endodontics

Attendance Report

Date: 21.04.2020

IV B.D.S. (2016-17 Batch)

Staff: Dr.K.Senthil Kumar

Timings: to 11:15 am-11.55 am

Senthil Kumar is inviting you
to a scheduled Zoom meeting.

Clinical Posting – IV B.D.S.

Time: Apr 21, 2020, 11:15 AM India.

Join Zoom meeting

https://us04web.zoom.us/j/3225943888?pwd=jqQZS9-emwM6ETzbY4dOBip_EdB4Aqdx

Password: 21042020

No of students participated: 21

9:18




VWIFI 1



Endo final year A batch

Ch Adithi, Ch Akifa, Ch Dr., Ch Dr., Ch Dr.,...



Agents for Pulp Protection

Topics covered: Agents for pulp protection, Classification, Varnishes, Liners & Bases a...
www.youtube.com

<https://youtu.be/U90nUm6miN8>

8:53 am

K Senthil Kumar

zoom

Join our Cloud HD Video Meeting now

Zoom is the leader in modern enter...
us04web.zoom.us

Senthil Kumar Kumarappan is inviting you to a scheduled Zoom meeting.

Topic: Final year Posting Discusion
Time: Apr 21, 2020 11:15 AM Mumbai, Kolkata, New Delhi

Join Zoom Meeting

https://us04web.zoom.us/j/3225943888?pwd=jqQZS9-emwM6ETzbY4dOBip_EdB4Aqdx

Meeting ID: 322 594 3888

Password: 21042020

9:06 am

Janani Final Yr

Okay sir 9:10 am

+91 86109 63240 ~Harini💜

Okay Sir 9:11 am



Type a message



9:18



WiFi



Endo final year A batch

Ch Adithi, Ch Akifa, Ch Dr., Ch Dr., Ch Dr.,...




K Senthil Kumar

Good morning all, today topic would be Biomimetic management of grossly decayed tooth. Also sharing a video pulp protection which is related to the topic. Please do watch it.

Following which we will have discussion in ZOOM at 11.15AM

8:52 am

K Senthil Kumar



Agents for Pulp Protection

Topics covered: Agents for pulp protection, Classification, Varnishes, Liners & Bases a...
www.youtube.com

<https://youtu.be/U90nUm6miN8>

8:53 am

K Senthil Kumar



Join our Cloud HD Video Meeting now

Zoom is the leader in modern enter...
us04web.zoom.us

Senthil Kumar Kumarappan is inviting you to a scheduled Zoom meeting.



Type a message




11:21



VWIFI 1



Recording

**Chettinad**
Dental College & Research Institute

Biomimetic
Approach
In
Management
of Grossly
Decayed Tooth

Dr. K Senthil Kumar
Chettinad Dental College
And Research Institute

Senthil Kumar Kumarappan's screen



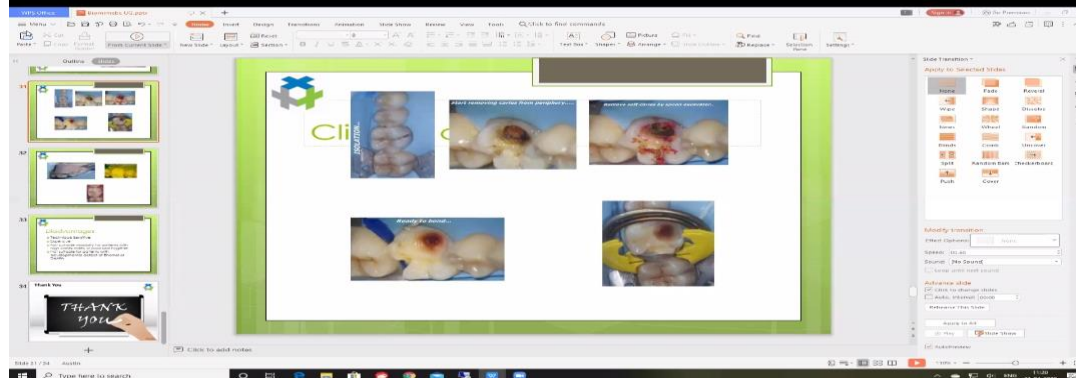
11:21



VoWiFi



Recording



Senthil Kumar Kumarappan's screen



11:19

V-WiFi 1

Recording



Senthil Kumar Kumarappan



11:26

VWiFi




322-594-3888

Leave


Password: 21042020

Recording



Advantages of Biomimetic Approach

- Prevents unnecessary root canals
- Minimizes shrinkage and stress
- Tooth conserving dentistry
- Based on advanced adhesive materials



Unmute

Start Video

Share

Participants

More

11:28

VQWIFI



322-594-3888

Password: 21042020

Leave

Recording



Unmute

Stop Video

Share

Participants


































More

11:26

VWIFI

Close

Participants (21)

- | | | |
|---|-------------------------|---|
| A | Anusha.R |   > |
| A. | Archana . S |   > |
|  | Arunachalesh Anbazhagan |   > |
| D | Dharunya |   > |
|  | Harini Prabha |   > |
| J | Janani |   > |
|  | M Abinandhan |   > |
|  | Padmajee Selvaraj |   > |
|  | Sadasiva Kadandale |   > |
| SV | sankar vishwanath |    > |
|  | Sreeram SR |   > |
|  | Thouseef Ahmed |   > |
| AM | Aakifa M |  > |

Invite

Close

Participants (21)

 Search

Manjiri Honap (me)



Senthil Kumar Kumarappan (host)



Aamina Afra



Achsah Evangelin



Adithi Karthik



agalya Panneer selvam



Akshayaa Shankar



Anupama R



Anusha.R



Archana . S



Arunachalesh Anbazhagan



Dharunya

[Invite](#)

11:26



VWiFi



322-594-3888

Password: 21042020

Leave

Recording

Manjiri Honap



Senthil Kumar Kumarappan



Janani



Aamina Afra

Unmute

Stop Video

Share


Participants

More


11:31




VWiFi 1



 Recording

 Anupama R



 Padmajee Selvaraj



11:30



VFWIFI1



Recording

Dharunya



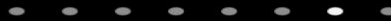
Sreeram SR



Sadasiva Kadandale



Adithi Karthik



11:26



VWiFi 1



 Recording



 Archana . S



 Thouseef Ahmed



 M Abinandhan



 Dharunya



11:26



V-WIFI 1



Recording

Padmajee Selvaraj

Akshayaa Shankar

Harini Prabha

sankar vishwanath



11:26

VWiFi 1



Recording

Connecting to audio ...



Anusha.R



agalya Panneer selvam



Achsah Evangelin



1:56

VWiFi



Endo final year A batch

Ch Adithi, Ch Akifa, Ch Dr., Ch Dr., Ch Dr.,...



+91 73737 19197

~Aamina Afra 🧑

Absentees on 21.4.2020

Regular batch : NIL

Supple batch : NIL

11:56 am

Ch Dr k Senthil Kumar Sir

Today's assignment

Short notes

- 1) Ceramic inlays and onlays
- 2) Universal bonding agents
- 3) Resin cements
- 4) Indirect composite restoration

11:59 am

Ch Akifa Final Yr



Message deleted



aakifa-endo assignm...




7 pages • 4.3 MB • PDF

5:03 pm

+91 86109 63240

~Harini 💜



A. Harini- endo assig...



9 pages • 2.4 MB • PDF

5:14 pm

+91 73584 12576

~Akshayaa Shankar

21/4/2020



Type a message



ENDO - ASSIGNMENT

Atakpeta
21/11/20.

1.) Ceramic Inlays and Onlays

Inlays:

Inlays is fixed intracoronal restoration a dental restoration made outside of a tooth to correspond to the form of the prepared cavity, which is then fitted into the tooth.

Ceramic inlay is a ceramic intracoronal restoration.

Onlays: is a partial-coverage restoration that restores one or more cusps and adjoining occlusal surface or the entire occlusal surface and is retained by mechanical or adhesive means.

Indication :-

- when an esthetic restoration is required in a posterior tooth and the size of the defect is beyond what can predict be restored with composite resin, but small enough not to warrant a complete crown, a ceramic inlay or onlay is indicated.

- In general, when cuspal coverage is required for restoration of a tooth coverage is indicated when cusp thickness is 2mm for vital and 3mm for non-vital tooth.

Scanned with CamScanner

Direct composite resin is the best choice for class 1 and small size class 2 in which the proximal cavity does not reach to the transitional line.

Department of Conservative Dentistry & Endodontics

Attendance Report

Date: 22.04.2020

IV B.D.S. (2016-17 Batch)

Staff: Dr. K. Sadasiva

Timings: to 11:15 am - 11:55 am

Sadasiva

is inviting you to a scheduled
Zoom meeting.

Clinical Posting – IV B.D.S.

Time: Apr 22, 2020, 11:15 AM India.

Join Zoom meeting

<https://us04web.zoom.us/j/76824037685?pwd=bDVDWHZmMmhZNTBvVlBjSncvUzNPdz09>

Meeting id: 76824037685

Password: 8WEv9Y

No of students participated: 25

8:56

VoWiFi



Endo final year A batch

Ch Dr. is typing...



TODAY

Ch Dr. Sadashiva Sir

zoom

Join our Cloud HD Video Meeting
now

Zoom is the leader in modern enter...
us04web.zoom.us

Sadasiva Kadandale is inviting you to a
scheduled Zoom meeting.

Topic: Endoperio lesions

Time: Apr 22, 2020 11:15 AM Mumbai,
Kolkata, New Delhi

Join Zoom Meeting

[https://us04web.zoom.us/j/76824037685
?pwd=bDVDWHZmMmhZNTBvVIBjSncvUz
NPdz09](https://us04web.zoom.us/j/76824037685?pwd=bDVDWHZmMmhZNTBvVIBjSncvUzNPdz09)

Meeting ID: 768 2403 7685

Password: 8WEv9Y

8:29 am

1 UNREAD MESSAGE

Ch Dr. Sadashiva Sir



ENDO -PERIO LESIO...



57 slides • 9.2 MB • PPTX

8:55 am



Type a message



8:57

VWiFi



Endo final year A batch

tap here for group info



Sadasiva Kadandale is inviting you to a scheduled Zoom meeting.

Topic: Endoperio lesions

Time: Apr 22, 2020 11:15 AM Mumbai, Kolkata, New Delhi

Join Zoom Meeting

<https://us04web.zoom.us/j/76824037685?pwd=bDVDWHZmMmhZNTBvVIBjSncvUzNPdz09>

Meeting ID: 768 2403 7685

Password: 8WEv9Y

8:29 am

Ch Dr. Sadashiva Sir



ENDO -PERIO LESIO...



57 slides • 9.2 MB • PPTX

8:55 am

1 UNREAD MESSAGE

Ch Dr. Sadashiva Sir

Pls go thro that ppt presentations of mgt of endo period lesions ,attend the meeting ,questions will be given ,assignment should be submitted by 2pm
Thanks all

8:57 am









Type a message



Close

Participants (19)

 Search

- | | | |
|---|---------------------------|---|
|  | Manjiri Honap (me) |   > |
|  | Sadasiva Kadandale (host) |   > |
|  | Aakifa M |   > |
|  | Aamina Afra |   > |
|  | Achsah Evangelin |   > |
|  | Adithi Karthik |   > |
|  | agalya Panneer selvam |   > |
|  | Akshayaa Shankar |   > |
|  | Anupama R |   > |
|  | Anusha. R |   > |
|  | Archana . S |   > |
|  | Arunachalesh Anbazhagan |   > |
|  | |   > |

[Invite](#)

Close

Participants (19)



agalya Panneer selvam



Akshayaa Shankar



Anupama R



Anusha. R



Archana . S



Arunachalesh Anbazhagan



Dr Sreeram S.R



Harini Prabha



Janani



M Abinandhan



Padmajee Selvaraj



Senthil Kumar Kumarappan



Thouseef Ahmed



Invite

11:18

VWiFi



768-2403-7685

Password: 8WEv9Y

Leave

Recording

 **Chettinad**
Dental College & Research Institute

ENDO –PERIO LESIONS- DIAGNOSIS, TREATMENT PLANNING, PROGNOSIS, FAILURES-case reports

Dr. Sadasiva., M.D.S.,
Professor, Chettinad Dental College,
Chennai




Unmute


Start Video


Share


Participants


More

11:25

VWiFi



768-2403-7685

Password: 8WEv9Y

Leave

Recording

CLINICAL DIAGNOSTIC PROCEDURES

There are several signs and symptoms of pulpal and periodontal lesions that allow them to be distinguished.

1. Pain
2. Swelling
3. Periodontal probing
4. Tooth mobility
5. Percussion on palpation
6. Pulp vitality tests, including thermal, electric
7. Preparation of the test cavity
8. Radiographic interpretation.



Unmute

Start Video

Share

Participants

More

11:24



VFWIFI1



Recording

Janani



Senthil Kumar Kumarappan




11:24



V-WIFI 1



Recording



11:24



V&WIFI 1



Recording


Aamina Afra



Adithi Karthik



Thouseef Ahmed



Aakifa M



11:24

V-WiFi 1



Recording

Akshayaa Shankar



Anusha. R



Harini Prabha



Padmajee Selvaraj



11:24



VWiFi 1



768-2403-7685

Password: 8WEv9Y

Leave

Recording

Manjiri Honap



Sadasiva Kadandale



agalya Panneer selvam



Archana . S

Unmute

Start Video

Share


Participants

More

11:19



VFWIFI1



Manjiri Honap

Recording



Sadasiva Kadandale

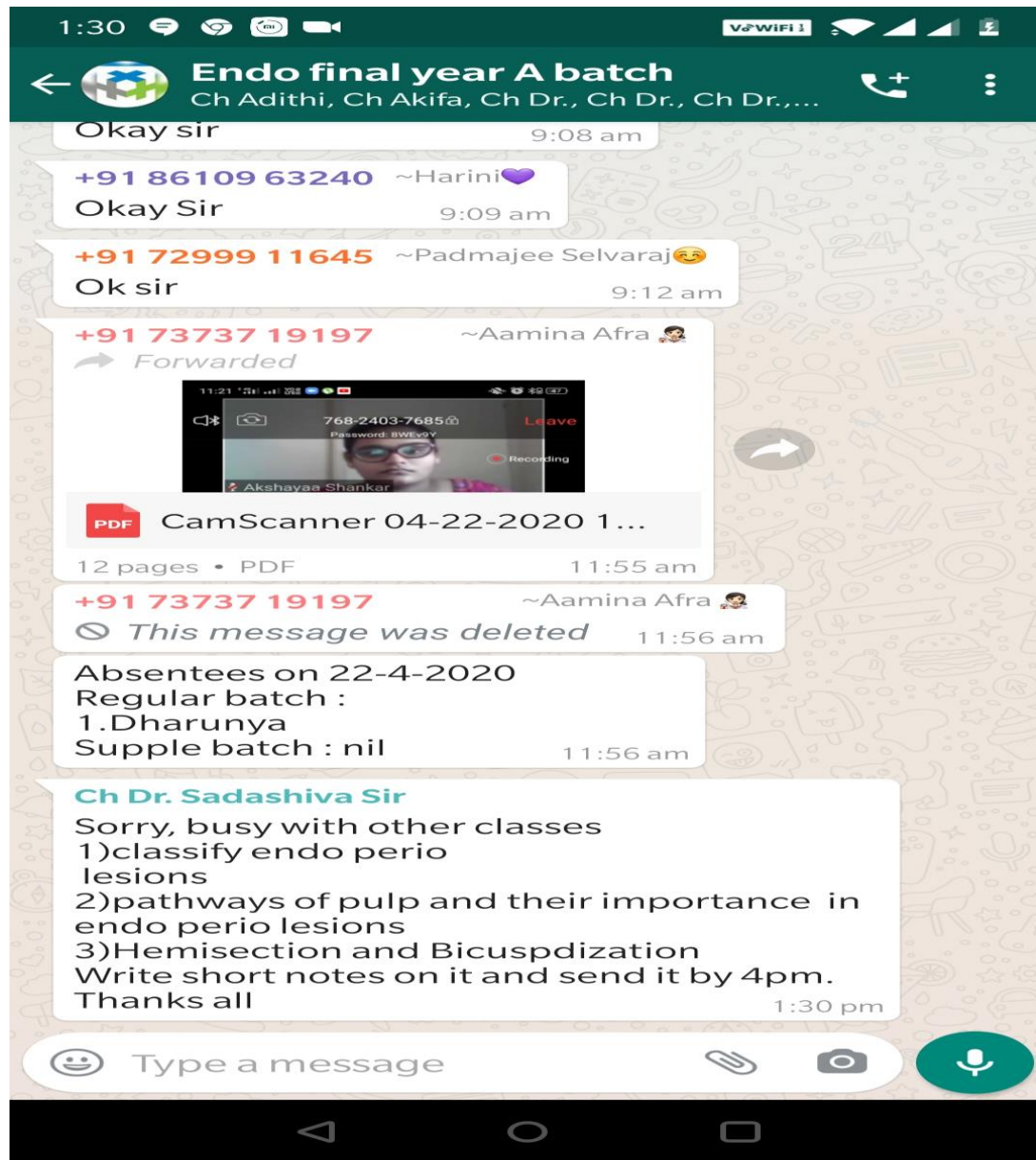


Aamina Afra



agalya Panneer selvam





22/4/2020.

1. Classify endo perio lesions

- According to weine.

class I → Tooth with symptoms clinically and radiographically simulate periodontal disease but are in fact due to pulpal inflammation and necrosis

class II → Tooth has both pulpal (or) periapical disease and periodontal disease concomitantly

class III → Tooth that has no pulpal problem but requires endodontic therapy plus root amputation to gain periodontal healing.

class IV → Tooth that clinically and radiographically simulates pulpal (or) periodontal disease but in fact has periodontal disease.

PERMI NOTE 5 PRO

Scanned with CamScanner

(Prose)

1 → Lesions that require endodontic procedure

2 → Lesions that require periodontal



Tools



Mobile View



Share



PDF to DOC

Department of Conservative Dentistry & Endodontics

Attendance Report

Date: 23.04.2020

IV B.D.S. (2016-17 Batch)

Staff: Dr. Sreeram S. R.

Timings: 9.45 am to 10:25 am

Sreeram is inviting you to a scheduled Zoom meeting.

Theory class – IV B.D.S.

Time: Apr 23, 2020, 9:45 AM India.

Join Zoom meeting

<https://us04web.zoom.us/j/73081705949?pwd=T3RMRk9QOFRG>

K2lzV1RXdzJJK0Jkdz09

Meeting ID: 3081705949

Password: chettinad

No of students participated: 88

6:25 am

Ch Dr. Sreeram Sir

zoom

**Join our Cloud HD Video Meeting
now**

Zoom is the leader in modern enter...
us04web.zoom.us

Dr Sreeram SR is inviting you to a scheduled Zoom meeting.

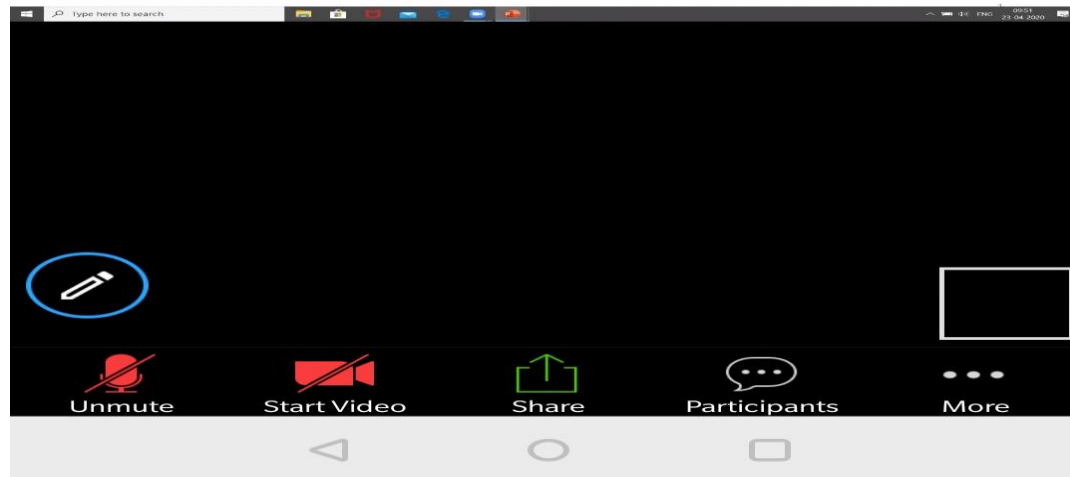

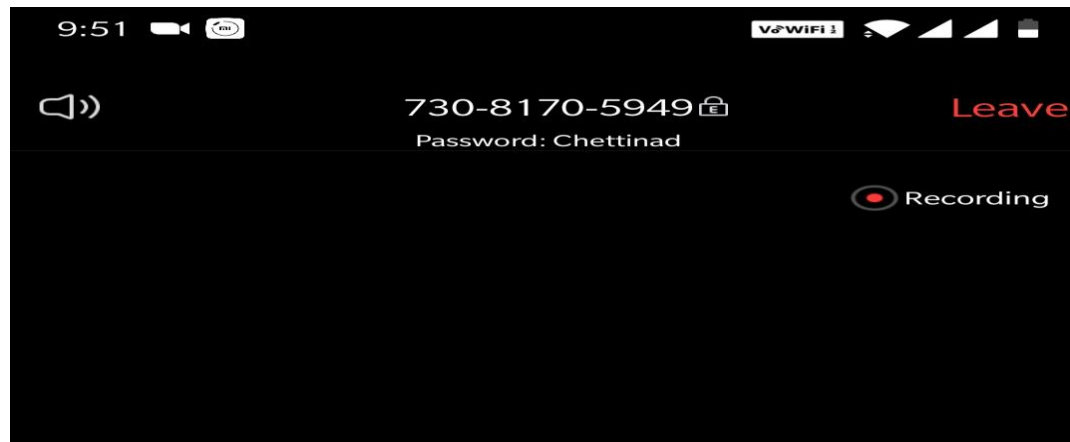
Topic: Working Width - BDS - Final Yr
Time: Apr 23, 2020 09:45 AM India

Join Zoom Meeting

<https://us04web.zoom.us/j/73081705949?pwd=T3RMRk9QOFRGK2lzV1RXdzJJK0Jkdz09>

Meeting ID: **730 8170 5949**
Password: Chettinad

6:26 am



9:50



VWIFI



730-8170-5949



Leave

Password: Chettinad



Working Width (Compatibility Model) - Researcher

File Home Insert Drawing Transitions Animations Slide Show Review View Help Tell me what you want to do

Clipboard Copy Cut Paste Font Color Paragraph Styles Background Color Shape Fill Shape Outline Shape Effects

1 Working Width

2

3

4

5

6

Click to add notes

Chettinad
Dental College & Research Institute
Dept of Conservative Dentistry & Endodontics

Working Width

Dr Sreeram SR

Slide 1 of 6 English (United States) Accessibility: Unavailable

Type here to search



Unmute



Start Video



Share



Participants



More



9:54






























V&WIFI



Close

Participants (88)

SK	Suba Keerthi	  >
	Subashini Natarajan	  >
SV	Sureka Varatharaj	  >
	Surya Nandakumar	  >
TS	Tamil Selvan M D	  >
V	V.priyanga	  >
VV	Varshini Venkat	  >
VJ	Vikneshwari Jayabalan	  >
VJ	Vikraman J	  >
VM	Vishalini Mohan	  >
	Vishnu Kumar	  >
Y	Yuvarani Muthu Kumar	  >
	Sai Aditiya	 >

Invite

9:54










































VWiFi



Close

Participants (88)
































- | | | |
|---|--------------------------|---|
|  | Santra Joseph |   > |
|  | Sathiya Ganesan |   > |
|  | Senthil Kumar Kumarappan |   > |
|  | Shindhuja N |   > |
|  | Shivani Sivaramakrishnan |   > |
|  | shruthi priya |   > |
|  | Shweta Ranjith |   > |
|  | Sneha.D |   > |
|  | Sophia srikanth |   > |
|  | Sowmya Natarajan |   > |
|  | Sruthi S |   > |
|  | Suba Keerthi |   > |
|  | Subashini Natarajan |   > |

Invite



Close

Participants (88)

PL	Pavithra lakshmi N	 	>
PR	Pavithra Rajkumar	 	>
	Pavithra RathinaSwamy	 	>
P	Prabhavathi.s	 	>
P	prasanth	 	>
	Priya Darshini	 	>
	Ragavi vijayan	 	>
R	Rakshanaa Jeevan	 	>
	Ram Prasath	 	>
R	Ramu	 	>
RS	Ranjani Srinivasan	 	>
	Sadasiva Kadandale	 	>
S	sanjana	 	>

[Invite](#)

9:54



VWIFI 1



Close

Participants (88)



Madhu Bala Sermarajan



Maha srinithi Selvaraj



Manu Unnikrishnan



Meghana Jayadev



Munira Begam



Naafia Fathima



Namarrthaa Sre



nawin Subhaganesh



Neha Naomi



Nehrthika Kumaresan



Padmajaa Krishnan



Padmajee Selvaraj



Pavithra Harikrishnan



Invite



9:53



V-WiFi 1



Close

Participants (88)



Jayabalan C



Jineesh M



Johnvee S



Kadambari Ramaswamy



Kanchana Mala



Kauvya Karunanidhi



Kishan Kumar



Kudiarasi Rajendran



Lakshika Sree



Lalitha Choudhary



Logesh Ram



M Abinandhan



M.Lakshmipriya



Invite

9:53



VWIFI 1



Close

Participants (88)



Balan Edward



Chandhni's iPhone



Deepika Ramachandra Murali



Dhanesh Bala



Dharunya



Gautham B



Gowtham PD



Harini Prabha



Harish P



Harish Raghav



Hema Suresh



Janani



Jaya Kumar



Invite



Close

Participants (88)

 Search

Manjiri Honap (me)



Dr Sreeram SR (host)



Aakifa M



Achsah Evangelin



Adithi Karthik



agalya Panneer selvam



Akshayaa Shankar



Anupama R



Anusha.R



Archana . S



Arunachalesh Anbazhagan



Ateeq Ahamed

[Invite](#)

9:51



VWiFi



Recording



9:53



V&WIFI 1



Recording

M Abinandhan



Pavithra Harikrishnan



agalya Panneer selvam



shruthi priya



9:53



V-WIFI 1



Recording

 Anupama R



 Gautham B



 Shivani Sivaramakrishnan



 Vikraman J



9:53



VFWIFI 1



Recording



Ramu



Sathiya Ganesan



Achsa Evangelin



Varshini Venkat



9:53



V&WIFI 1



 Recording





 prasanth



 Manu Unnikrishnan



 Balan Edward

 Sowmya Natarajan



9:53



V&WIFI 1



Recording


 Santra Joseph



 Padmajee Selvaraj



 Senthil Kumar Kumarappan



 sanjana



9:53



V-WIFI 1



Janani

Recording



Aakifa M



Ragavi vijayan



Jineesh M



9:52



V&WIFI



Recording

Hema Suresh



Pavithra RathinaSwamy



Dharunya



Harini Prabha



9:52



VWIFI 1



Harish P

Recording



Surya Nandakumar



Deepika Ramachandra Murali



Pavithra Rajkumar



9:52



VWIFI 1



Shweta Ranjith



Suba Keerthi



Subashini Natarajan



Padmajee Selvaraj



9:52



VWiFi 1



Recording

nawin Subhaganesh



Arunachalesh Anbazhagan



sanjana



Neha Naomi



9:52



V-WIFI 1



Vishnu Kumar

Recording



Vishalini Mohan



Adithi Karthik



Prabhavathi.s



9:52



VWiFi 1



shruthi priya joined

Recording

Jaya Kumar



Kishan Kumar



Tamil Selvan M D



Sophia srikanth



9:52



VWiFi 1



Recording

Akshayaa Shankar



Namarrthaa Sre



Nehrthika Kumaresan



Sneha.D



9:52



VWiFi 1



Recording

 Archana . S



 Jayabalan C



 Yuvarani Muthu Kumar



 Kanchana Mala



9:52



V-WIFI 1



 Dhanesh Bala

 Recording



 Gowtham PD



 Vikneshwari Jayabalan



 Naafia Fathima



9:52



VWIFI 1



Pavithra Harikrishnan joined



Recording

Ram Prasath



Harish Raghav




Ateeq Ahamed



Meghana Jayadev



9:52



VWiFi



Kauvya Karunanidhi



Kudiarasi Rajendran



Kadambari Ramaswamy



Sadasiva Kadandale



9:51



V@WiFi 1



Anusha.R



Dr Sreeram SR



V.priyanga



Priya Darshini



9:51



VWiFi 1




 Sruthi S

 Recording

 Madhu Bala Sermarajan

 Munira Begam

 Lalitha Choudhary



9:51



V&WIFI 1



Recording

Padmajaa Krishnan



Logesh Ram



Sai Aditiya



M. Lakshmipriya



9:51



VWIFI 1



Ragavi vijayan left

Recording

Lakshika Sree

Chandhni's iPhone

Maha srinithi Selvaraj

Shindhuja N

Department of Conservative Dentistry & Endodontics

Attendance Report

Date: 23.04.2020

IV B.D.S. (2016-17 Batch)

Staff: Dr. Anupama R.

Timings: to 11:15 am-11.55 am

Anupama is inviting you to a
scheduled Zoom meeting.

Clinical Posting – IV B.D.S.

Time: Apr 23, 2020, 11:15 AM India.

Join Zoom meeting <https://us04web.zoom.us/j/6107038974>

Meeting Id: 6107038974

Password: None

No of students participated: 19

10:39

VWiFi



Endo final year A batch

Ch Adithi, Ch Akifa, Ch Dr k Senthil, Ch Dr...



Ch Dr. Anupama Mam

Good morning all 8:16 am

Date: 23-4-2020

Clinical posting - Final year

Discussion Topic: Post & core

10.40am : videos will be shared

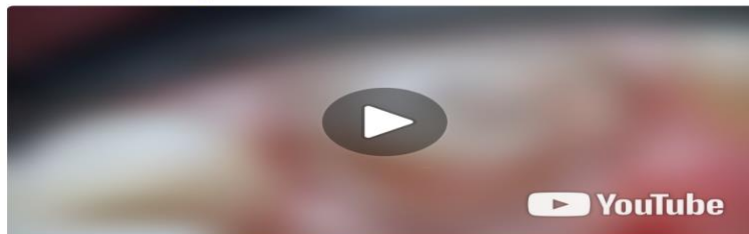
11.15 am: Topic discussion through zoom video meeting.

12.15 to 1.15: Self study

1.30 to 3.00 test

8:16 am

Ch Dr. Anupama Mam



Complete crown and post #9 pt 1

Start to finish direct post and core with crown prep tooth #9 using Zeiss micr...
www.youtube.com

https://youtu.be/Dtmfy_EpMcw

10:37 am



Type a message



10:39

VWiFi



Endo final year A batch

Ch Adithi, Ch Akifa, Ch Dr k Senthil, Ch Dr...



YouTube

Complete crown and post #9 pt 1

Start to finish direct post and core with crown prep tooth #9 using Zeiss micr...
www.youtube.com

https://youtu.be/Dtmfy_EpMcw

10:37 am

1 UNREAD MESSAGE

Ch Dr. Anupama Mam

zoom

Join our Cloud HD Video Meeting now

Zoom is the leader in modern enter...
us04web.zoom.us

Anupama R is inviting you to a scheduled Zoom meeting.

Topic - final yr posting - post & core
Time: Apr 23, 2020 11:15 AM Mumbai, Kolkata, New Delhi

Join Zoom Meeting

<https://us04web.zoom.us/j/6107038974>

Meeting ID: 610 703 8974

10:39 am



Type a message





Post and core

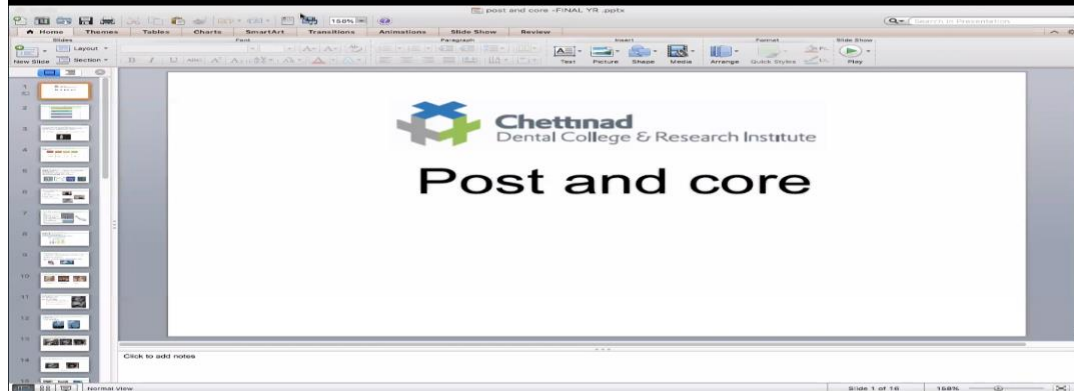
11:16

VOLTE



610-703-8974

Leave



Unmute

Start Video

Share

Participants

More



Restorative Treatment Planning

Post: Rigid restorative material placed inside root of nonvital teeth for retention of core and to transmit forces on the core to root. - Ramya Raghu

Core: Coronal aspect of post which replaces missing tooth structure.





store Endodontically Treated Teeth ?

Compromised structural integrity.

Changes in dentin physical characteristics and moisture loss.

Esthetic considerations.

Biomechanical changes

1:11

Scan Apr 23, 2020

VoWiFi

4G JIO 4G VoLTE

11:28

14%

Close

Participants (19)

Search

J

Janani (me)

>

AR

Anupama R (host)

>

AM

Aakifa M

>

Aamina Afra

>

Achsah Evangelin

>

AK

Adithi Karthik

>

agalya Panneer selvam

>

Akshayaa Shankar

>

A

Anusha.R

>

A.

Archana . S

>

Chats

Invite


4G JIO 4G VoLTE 11:28 14%

Close

Participants (19)


A


Anusha.R




A.

Archana . S







Arunachalesh Anbazhagan




D


Dharunya







Harini Prabha







M Abinandhan







Manjiri Honap







Padmajee Selvaraj







Sadasiva Kadandale






Senthil Kumar Kumarappan





Thouseef Ahmed



Chats

Invite

11:18



V-WiFi 1



Manjiri Honap

Recording




Archana . S



Akshayaa Shankar



Arunachalesh Anbazhagan



11:19



V-WiFi 1



Recording



11:19



V-WiFi 1



Thouseef Ahmed

Recording



Harini Prabha



Senthil Kumar Kumarappan



M Abinandhan



11:19



V-WiFi 1




 Recording



 Adithi Karthik



 Sadasiva Kadandale

A R

Anupama R



 Aakifa M



11:19



VFWIFI1



 Anusha.R		
 Padmajee Selvaraj		
 Janani		
 Aamina Afra		



11:19

V-WIFI

M Abinandhan joined

610-703-8974

Leave



Recording

Anusha.R



Padmajee Selvaraj



Janani



Aamina Afra



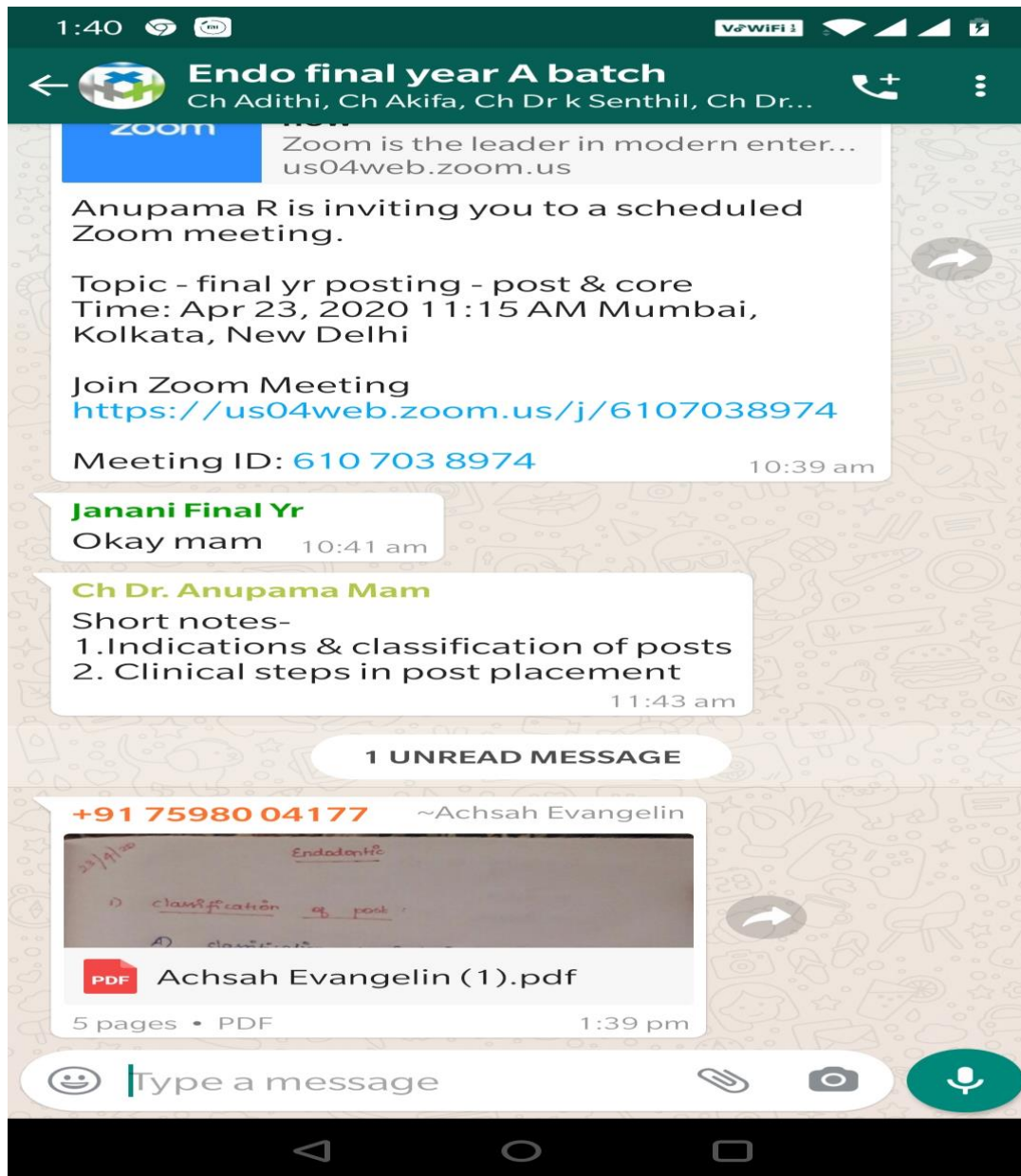
Unmute

Start Video

Share

Participants

More



23/9/20

Endodontic1) classification of post :

A) classification of Cast Post :

(i) According to type of alloy :

- Gold alloy
- chrome - cobalt alloy
- Nickel - chromium alloy

(ii) According to number of post

- single post
- Multiple post
 - * one piece post
 - * Two piece post

B) classification of prefabricated post

(i) According to taper

- parallel
- Tapered
- Parallel tapered

(ii) According to surface character

- smooth
- serrated

Department of Conservative Dentistry & Endodontics

Attendance Report

Date: 24.04.2020

IV B.D.S. (2016-17 Batch)

Staff: Dr. Manjiri Honap

Timings: to 11:15 am-11.55 am

Manjiri Honap is inviting you
to a scheduled Zoom meeting.

Clinical Posting – IV B.D.S.

Time: Apr 24, 2020, 11:15 AM India.

Join Zoom meeting <https://us04web.zoom.us/j/74382808490>

Meeting Id: 74382808490

Password: None

No of students participated: 18

2:00



Endo final year A batch

Ch Adithi, Ch Akifa, Ch Dr k Senthil, Ch Dr...



Good morning all, today's schedule is as follows

7:54 am ✓

Date: 24-4-2020

Clinical posting - Final year

Discussion Topic: Rubber dam isolation

8.40am : videos will be shared

11.15 am: Topic discussion through zoom video meeting.

12.15 to 1.15: Self study

1.30 to 3.00 test

7:54 am ✓

zoom

Join our Cloud HD Video Meeting now

Zoom is the leader in modern enter...
us04web.zoom.us

Manjiri Honap is inviting you to a scheduled Zoom meeting.

Topic: IV BDS CLINICAL POSTING - RUBBER DAM ISOLATION
Time: Apr 24, 2020 11:15 AM India

Join Zoom Meeting

<https://us04web.zoom.us/j/74382808490>

Meeting ID: 743 8280 8490

7:55 am ✓



Type a message



2:01



Endo final year A batch

Ch Adithi, Ch Akifa, Ch Dr k Senthil, Ch Dr...

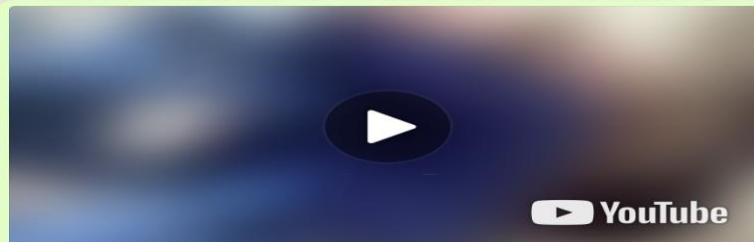


Easy Rubber dam for Class II restorations - 3 METHODS

Split -dam technique for Class II restoratio...
www.youtube.com

https://youtu.be/Cqdor_8w4i4

8:32 am ✓



Rubber Dam Placement HUCD 2015

This is a detailed Description of how to properly place a dental rubber dam.
www.youtube.com

<https://youtu.be/JasLd87d-4o>

8:32 am ✓

Ch Adithi Final Yr

ⓘ This message was deleted

11:23 am



Type a message



2:01



Endo final year A batch

Ch Adithi, Ch Akifa, Ch Dr k Senthil, Ch Dr...



Meeting ID: 745 8260 8490

7:55 am ✓

+91 72999 11645

~Padmajee Selvaraj 😊

Good morning mam.. Ok mam

8:32 am




Rubber Dam Placement for Anterior & Posterior Teeth

Check out this video on rubber dam appli...
www.youtube.com

https://youtu.be/oUWmC_6dWoo

8:32 am ✓



Rubber Dam - PART 4: Application

This video is about Rubber Dam - PART 4:
Application
www.youtube.com

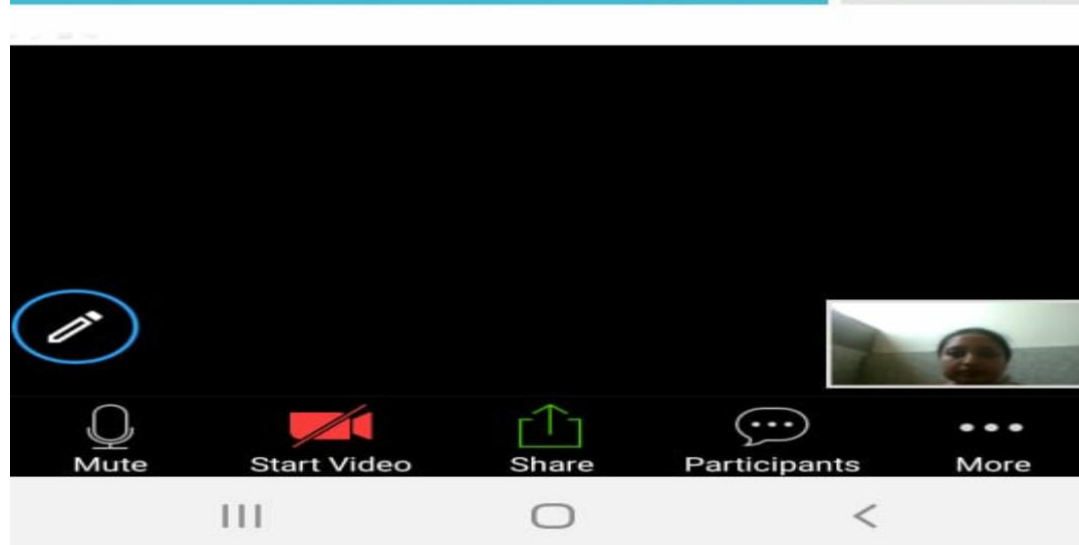


<https://youtu.be/w-VesKyomOU>

8:32 am ✓



Type a message





RUBBER DAM ISOLATION A DRY PATH TO SUCCESS

Dr. Manjiri Honap

Department of Conservative Dentistry & Endodontics



5:08



Ch Dr. Anupama Mam

Today, 11:32 am



REC



RUBBER DAM ISOLATION A DRY PATH TO SUCCESS

Dr. Manjiri Honap

Department of Conservative Dentistry & Endodontics



5:08



Ch Dr. Anupama Mam

Today, 11:32 am



REC



Rubber dam armamentarium

Rubber dam Forceps

Rubber dam
retainer/Clamp



Rubber dam punch

Rubber dam sheet

Rubber dam Frame

11:30

... 4G LTE 65

Close

Participants (18)

	Anupama R	  >
	Anusha.R	  >
	Archana . S	  >
	Arunachalesh Anbazhagan	  >
	Dharunya	  >
	Harini Prabha	  >
	Janani	  >
	M Abinandhan	  >
	Mathangi Karthik	  >
	Sadasiva Kadandale	  >
	Senthil Kumar Kumarappan	  >
	Thouseef Ahmed	  >

Chats

Invite


































11:30

4G LTE 65

Close

Participants (18)

Search

- | | | |
|---|-------------------------|---|
|  | Padmajee Selvaraj (me) |   > |
|  | Manjiri Honap (host) |   > |
|  | Aakifa M |   > |
|  | Aamina Afra |   > |
|  | Achsah Evangelin |   > |
|  | Akshayaa Shankar |   > |
|  | Anupama R |   > |
|  | Anusha.R |   > |
|  | Archana . S |   > |
|  | Arunachalesh Anbazhagan |   > |
|  | Dharunya |   > |

Chats

Invite

5:08



Ch Dr. Anupama Mam

Today, 11:32 am



REC



11:16

VoWiFi LTE1 53%



743-8280-8490

Leave

Recording

Sadasiva Kadandale



Senthil Kumar Kumarappan



Manjiri Honap



Aamina Afra



Mute



Stop Video



Share



Participants



More



11:48



Janani joined
Ch Dr. Sadashiva Sir
13 minutes ago 743-8280-8490



Leave

Recording

Sadasiva Kadandale

Achsah Evangelin

Padmajee Selvaraj

Senthil Kumar Kumarappan

24.4.2020, final yr postings

Unmute

Stop Video

Share

Participants

More

Recording...

Remaining Meeting Time: 07:50 | Upgrade to Pro

Janani

Manjiri Honap

Aakifa M

M Abinandhan

Achsah Evangelin

Zoom Group Chat

From Anupama R to Me: (Privately) 11:18 AM
u wanna switch on the video.. so that I
can take screen shot with first slide

To: Anupama R (Privately)

Type message here...



Type here to search



2:00



Endo final year A batch

Ch Adithi, Ch Akifa, Ch Dr k Senthil, Ch Dr...



...for isolation, write advantages and disadvantages of each method.

11:51 am ✓

Short notes

1- Rubber dam kit

11:51 am ✓

2- Different methods of application of rubber dam

11:51 am ✓

+91 72999 11645

~Padmajee Selvaraj 🙄

🗑 This message was deleted

11:55 am

Absentees on 24-04-2020

Regular Batch: Agalya

Supplementary batch: Nil

11:56 am

+91 72999 11645

~Padmajee Selvar...



Endo 24-4-2020.pdf


16 pages • PDF

12:09 pm

1 UNREAD MESSAGE

+91 98405 91797

~AR



24.4.20 endo pdf Anusha.pdf

10 pages • PDF

2:00 pm



Type a message



24/04/2020

* Rubber dam Isolation

SYNOPSIS

History

Advantage

Disadvantage

Armamentarium

Methods

Errors

Recent Advancement

History*

SC Barnum introduced rubber dam in the year 1864

Advantage:-

- * A dry, clean operating field
- * Improved access and visibility
- * Potentially improved properties of dental materials
- * Protection of patient and the operator
- * Operating efficiency

1

Scanned with CamScanner

Disadvantage:-

- * Teeth that have not erupted sufficiently to support a retainer



Tools



Mobile View



Share



PDF to DOC

Department of Conservative Dentistry & Endodontics

Attendance Report

Date: 25.04.2020

IV B.D.S. (2016-17 Batch)

Staff: Dr.K. Senthil Kumar

Timings: to 11:15 am-11.55 am

Senthil Kumar is inviting you
to a scheduled Zoom meeting.

Clinical Posting – IV B.D.S.

Time: Apr 25, 2020, 11:15 AM India.

<https://us04web.zoom.us/j/3225943888?pwd=jqAZS9-emwPX EaUFWtcC-efZzTAEWPKg>

Meeting Id: 3225943888

Password: 25042020

No of students participated: 19

TODAY

Ch Dr k Senthil Kumar Sir

Good morning all, today's topic for discussion will be Modified Cavity Preparation. We will have zoom presentation and discussion at 11.15Am

8:54 am

Ch Dr k Senthil Kumar Sir

zoom

Join our Cloud HD Video Meeting now

Zoom is the leader in modern enter...
us04web.zoom.us

Senthil Kumar Kumarappan is inviting you to a scheduled Zoom meeting.

Topic: Final year posting discussion
Time: Apr 25, 2020 11:15 AM Mumbai, Kolkata, New Delhi

Join Zoom Meeting

<https://us04web.zoom.us/j/3225943888?pwd=jqAZS9-emwPX EaUFWtcC-efZzTAEWPKg>

Meeting ID: 322 594 3888
Password: 25042020

8:55 am

+91 75980 04177 ~Achsah Evangelin

Okay sir

9:36 am



Type a message



11:25



VWiFi



Close

Participants (19)



Akshayaa Shankar



Anupama R



Anusha.R



Archana . S



Arunachalesh Anbazhagan



Dharunya



Harini Prabha



Janani



M Abinandhan



Padmajee Selvaraj



Sadasiva Kadandale



Thouseef Ahmed



Dr Sreeram S.R



Invite

11:25

VWiFi

Close

Participants (19)

Search



Manjiri Honap (me)



Senthil Kumar Kumarappan (host)



Aakifa M



Achsaah Evangelin



Adithi Karthik



agalya Panneer selvam



Akshayaa Shankar



Anupama R



Anusha.R



Archana . S



Arunachalesh Anbazhagan



Dharunya



Invite



322-594-3888

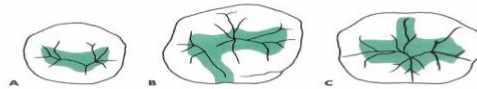
Password: 25042020

Leave

 Recording

Buccal/Lingual Extn.

- Extn. of the cavity preparation into the buccal or lingual grooves



Unmute



Start Video



Share



Participants



More

11:26



V-WIFI 1



 Recording



MODIFICATIONS IN CLASS II CAVITY DESIGN FOR AMALGAM RESTORATIONS

Modifications are based on the following factors:

- Extent of caries
- Location of the proximal caries and relationship of the adjoining teeth
- Esthetic considerations
- Involvement of several surfaces of the same tooth
- Prosthetic considerations

Senthil Kumar Kumarappan's screen



11:26

VWiFi 1

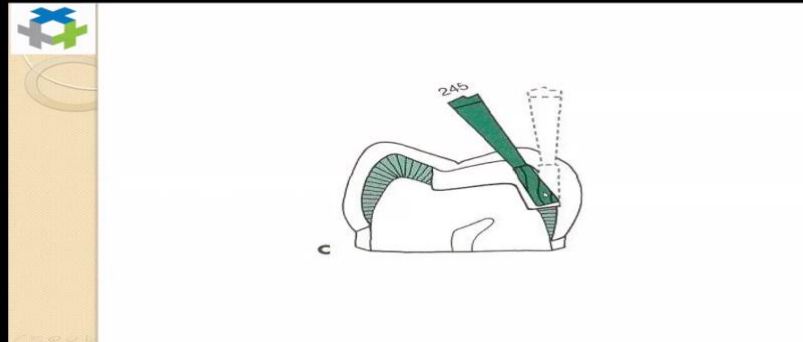


322-594-3888

Leave

Password: 25042020

Recording



Unmute

Start Video

Share

Participants

More




322-594-3888

Password: 25042020

Leave

 Recording

- Cavity preparation in lower premolars
 - size of pulp chambers,
 - lingual cusps, and
 - direction of pulpal walls.


Unmute
Start Video
Share
Participants
More

11:20

V-WiFi 1



322-594-3888

Leave

Password: 25042020

Recording



Class I

- Cavity prep in lower premolars
- Buccal/Lingual extension
- Deep cavity Preparation



Unmute



Start Video



Share



Participants



More

11:20



VWiFi



322-594-3888



Leave

Password: 25042020



Zoom Meeting

Chettinad Dental College & Research Institute

Modifications in Cavity Preparation

1. Introduction

2. Objectives

3. Cavity preparation is a basic procedure in restorative dentistry. It involves the removal of decayed, carious, or defective tissue from the tooth structure to create a cavity preparation for the placement of a restorative material.

4. Basic cavity preparation steps:

1. Isolation
2. Removal of decayed tissue
3. Removal of defective tissue
4. Preparation of the cavity preparation
5. Placement of the restorative material

5. Conclusion

6. References

7. Questions

8. Answers

9. Summary

10. Quiz

11. Feedback

12. End of Meeting



Unmute



Start Video



Share



Participants



More

11:18



V-WIFI 1



Signal strength icon Senthil Kumar Kumarappan



11:25



VWIFI




Recording

Manjiri Honap



Senthil Kumar Kumarappan



Adithi Karthik




agalya Panneer selvam




11:25



VWiFi 1




Anupama R



Aakifa M



Thouseef Ahmed



Janani



11:25



VWiFi 1



Recording

Harini Prabha



Padmaje Selvaraj



M Abinandhan



Akshayaa Shankar



11:25




VWiFi 1



Recording

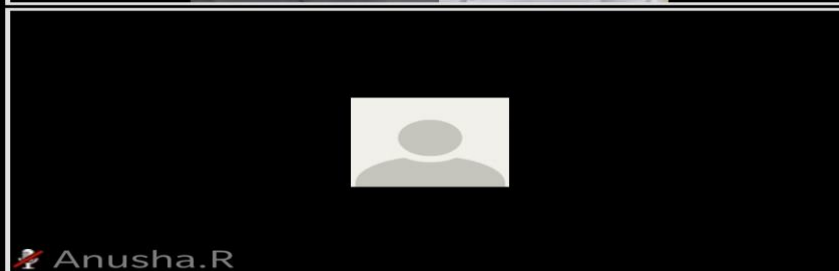
Achsah Evangelin



Archana . S



Sadasiva Kadandale



Anusha.R



11:25



VFWIFI1

