



Chettinad
Dental College & Research Institute

Department of Conservative Dentistry and Endodontics
E-Learning Classes
CRI Students Involving Postgraduates

S.N o	Date	Faculty In- charge	Topic of discussion	No of students attended
1.	11/05/2020	Dr.Manjiri Honap	Biomechanical preparation	23
2.	12/05/2020		Webinar	15
3.	13/05/2020	Dr.Sadasiva	Rotary endodontics	24
4.	14/05/2020	Dr.Anupama	Obturation	22
5.	15/05/2020	Dr.Manjiri Honap	Post endodontic restoration	23
6.	16/05/2020	Dr. Sadasiva	Dental practice during and after Covid-19	18

Department of Conservative Dentistry & Endodontics

Attendance Report

Date: 11.05.2020

CRRI (2015-16 Batch)

Staff: Dr. Manjiri Honap

Timings: to 12:00 pm-12.40 pm

Manjiri Honap is inviting
you to a scheduled Zoom
meeting.

Clinical Posting – CRRI.

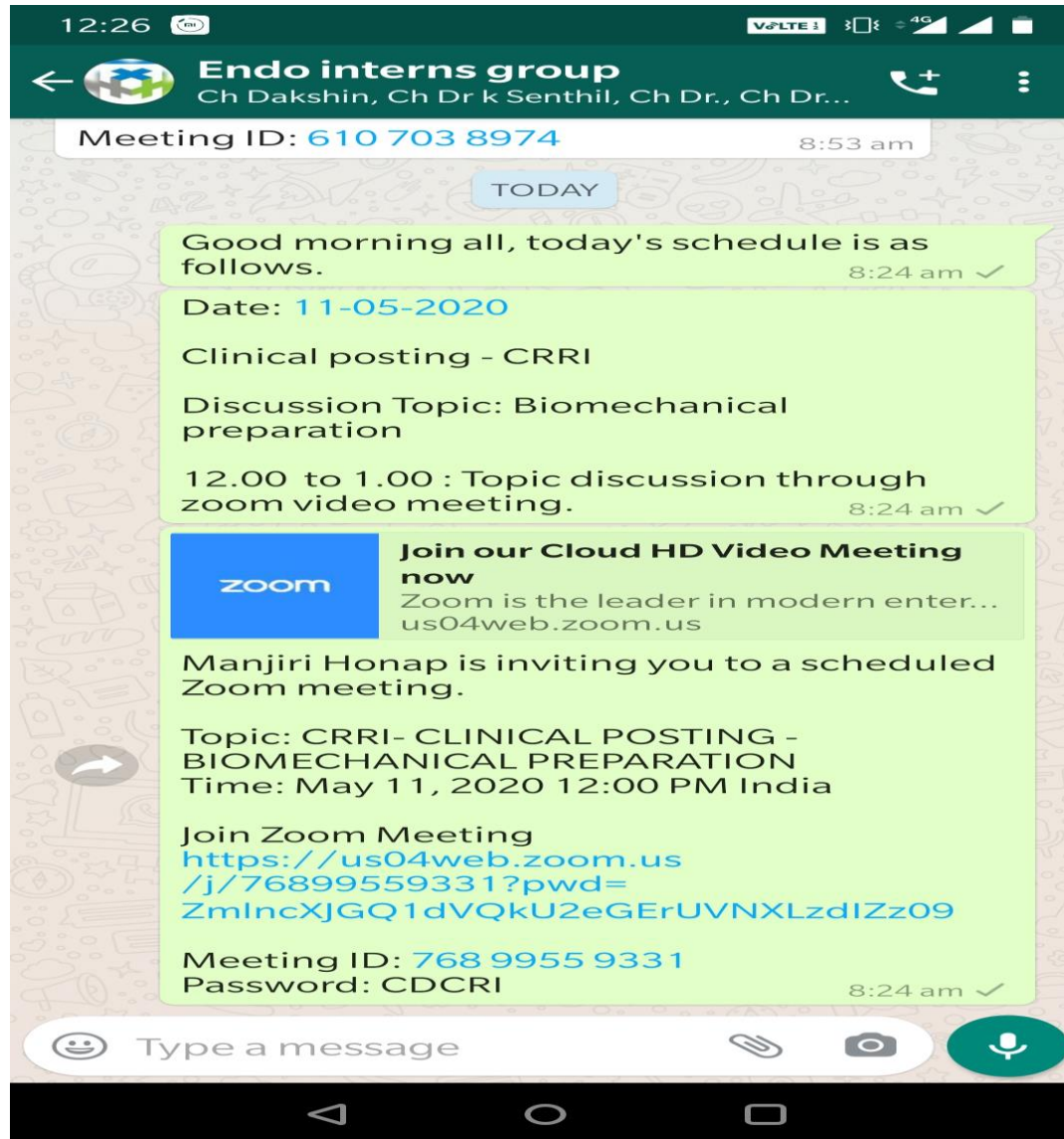
Time: May 11, 2020, 12:00 PM India.

<https://us04web.zoom.us/j/76899559331?pwd=ZmlncXJGQ1dVQkU2eGErUVNXLzdIZz09>

Meeting ID: 76899559331

Password: CDCRI

No of students participated: 23



Zoom

Recording Paused

Speaker View

Participants (14)

Find a participant

Manjiri Honap (Host, me)

sankar vishwanath

Anupama R

Azmath

Dakshin D

Deepti JV

Geerthana Janakiraman

kaaviya c

Kokila S K

Madhu Vathani R

Nareish Boobalan

Yashini Thanikac...

Kokila S K

Kalaiaarasi Murugesan

rameez taj

Mute Stop Video Security Manage Participants Chat Share Screen Resume/Stop Recording Reactions End Meeting

Type here to search

12:01 11-05-2020

Zoom

You are viewing sankar vishwanath's screen View Options

Recording... Speaker View

Chettinad
Dental College & Research Institute

BIOMECHANICAL PREPARATION

Iswarya srinivasan

Manjiri Honap

Geerthana Ja...

Deepti JV

Anupama R

Participants (18)

Find a participant

- Aswath 111
- Azmath
- Dakshin D
- Deepti JV
- Geerthana Janakiraman
- Harini Karunakaran
- Iswarya srinivasan
- kaaviya c
- Kalaarasi Murugesan
- Kokila S K
- Madhu Vathani R
- Manoj's iPhone
- Nareesh Boobalan
- rameez taj

Mute Stop Video Participants Chat Share Screen Pause/Stop Recording Reactions Leave Meeting

Type here to search

12:04
11-05-2020

Recording...

You are viewing sankar vishwanath's screen

View Options

Speaker View

Exit Full Screen

VII. WEINE'S MODIFICATION

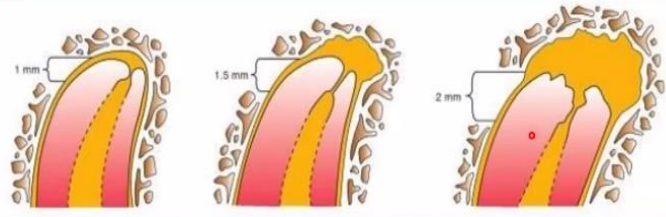


Figure 11.6 Weine's recommendation in cases of resorption.

MODIFICATION IN LENGTH SUBTRACTION :

- 1) No resorption – subtract 1mm
- 2) Periapical bone loss – subtract 1.5mm
- 3) Periapical bone loss+root apex resorption – subtract 2mm

Mute

Stop Video

Participants 23

Chat

Share Screen

Pause/Stop Recording

Reactions

Leave Meeting

Iswarya srinivasan

Manjiri Honap

sankar vishwana...

Nareish Boob...

Geerthana Ja...

Deepti JV

Anupama R

kaaviya

Azmah

Madhu Vathani R

Dakshin D

Yashini Thanika...

Zoom

You are viewing sankar vishwanath's screen

View Options

— □ ×

Recording... || ■ Enter Full Screen

BMP - PowerPoint Sign in

File Home Insert Design Transitions Animations Slide Show Review View Help Tell me what you want to do

Clipboard Copy Paste Format Painter New Slide Layout Reset Section Slides Font Paragraph Drawing Editing Find Replace Select

1 BOMECHANICAL PREPARATION

2 PYRAMID OF ENDODONTIC TREATMENT

3 Endodontic Garg's Test

4

5

6

Slide 2 of 54 English (India)

18 Participants Chat Share Screen Pause/Stop Recording Leave Meeting

Type here to search

11-05-2020 12:04

Participants (18)

Find a participant

- Aswath 111
- Azmath
- Dakshin D
- Deepti JV
- Geerthana Janakiraman
- Harini Karunakaran
- Iswarya srinivasan
- kaaviya c
- Kalaiarasi Murugesan
- Kokila S K
- Madhu Vathani R
- Manoj's iPhone
- Naresh Boobalan
- rameez taj

Invite Unmute Me ...

Zoom

You are viewing sankar vishwanath's screen View Options

Recording... Speaker View

Participants (19)

Find a participant

Manjiri Honap (Me)

sankar vishwanath (Host)

Senthil Kumar Kumarappan

Anupama R

Aswath 111

Azmith

Dakshin D

Deepti JV

Geerthana Janakiraman

Harini Karunakaran

Iswarya srinivasan

kaaviya c

Kalaiarasi Murugesan

Kokila S K

Invite Mute Me

Iswarya srinivasan

Anupama R

Aswath 111

Azmith

Dakshin D

Deepti JV

Geerthana Janakiraman

Harini Karunakaran

Iswarya srinivasan

kaaviya c

Kalaiarasi Murugesan

Kokila S K

Manjiri Honap

Geerthana Ja...

Deepti JV

Anupama R

kaaviya c

Narash Boob...

Azmith

sankar vishwana...

Madhu Vathani R

Dakshin D

Yashini Thanika...

Kokila S K

Kalaiarasi M...

rameez taj...

Aswath 111

Harini Karunaka...

Manoj's iPhone

Senthil Kuma...

BIOMECHANICAL PREPARATION

Mute Stop Video

Participants 19 Chat Share Screen Pause/Stop Recording Reactions Leave Meeting

Type here to search

12:05 11-05-2020 ENG

Zoom

You are viewing sankar vishwanath's screen View Options

Speaker View

Recording...

Participants (19)

Find a participant

sankar vishwanath (Host)

Anupama R

Aswath 111

Azmith

Dakshin D

Deepti JV

Geerthana Janakiraman

Harini Karunakaran

Iswarya srinivasan

kaaviya c

Kalaiaarasi Murugesan

Kokila S K

Madhu Vathani R

Manoj's iPhone

rameez taj

Senthil Kuma...

Aswath 111

Harini Karunaka...

Manoj's iPhone

Senthil Kuma...

BIOMECHANICAL PREPARATION

Mute Stop Video

Participants Chat Share Screen Pause/Stop Recording Reactions

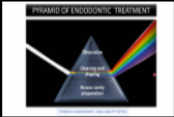
Leave Meeting

Type here to search

12:05 11-05-2020

Zoom

Recording...



Iswarya srinivasan	Manjiri Honap	Geerthana Ja...	Deepti JV
Anupama R	kaaviya c	Nareesh Boob...	Azmith
sankar vishwana...	Madhu Vathani R	Dakshin D	Yashini Thanika...
Kokila S K	Kalaiarasi M...	rameez taj	Aswath 111
Harini Karunaka...	Manoj's iPhone	Senthil Kuma...	

Participants (19)

Find a participant

- sankar vishwanath (Host)
- Anupama R
- Aswath 111
- Azmith
- Dakshin D
- Deepti JV
- Geerthana Janakiraman
- Harini Karunakaran
- Iswarya srinivasan
- kaaviya c
- Kalaiarasi Murugesan
- Kokila S K
- Madhu Vathani R
- Manoj's iPhone

Invite

Mute Me

...

Type here to search



12:06
11-05-2020

Zoom

You are viewing sankar vishwanath's screen View Options

Recording... Speaker View

Participants (21)

Find a participant

Iswarya srinivasan

Manjiri Honap

Geerthana Ja...

Deepti JV

Anupama R

kaaviya c

Nareesh Boob...

Azmath

sankarvishwana...

Madhu Vathani R

Dakshin D

Yashini Thanika...

Kokila S K

Kalalarasi M...

rameez taj t...

Aswath 111

Harini Karunaka...

Manoj's iPhone

Senthil Kuma...

Connecting t... ✓

Sadasiva Ka...

Deepti JV

Geerthana Janakiraman

Harini Karunakaran

Iswarya srinivasan

kaaviya c

Kalalarasi Murugesan

Kokila S K

Madhu Vathani R

Manoj's iPhone

Nareesh Boobalan

rameez taj

Sadasiva Kadandale

Senthil Kumar Kumarappan

Yashini Thanikachalam

Invite Mute Me

Mute Stop Video Participants Chat Share Screen Pause/Stop Recording Reactions Leave Meeting

Type here to search

12:06 11-05-2020


Zoom


You are viewing sankar vishwanath's screen

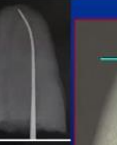
View Options


Recording...

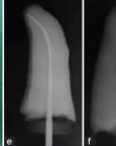
Speaker View















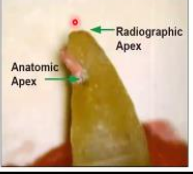


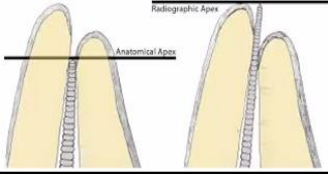






"... radiographic working length ending 0 - 2 mm short of the radiographic apex provides, more often than expected, a basis for unintentional overinstrumentation"





Iswarya srinivasan

Manjiri Honap

sankar vishwana...

Geerthana Ja...

Deepti JV

Participants (22)

Find a participant

HK	Harini Karunakaran		
IS	Iswarya srinivasan		
	kaaviya c		
	Kalaiaarasi Murugesan		
	Kokila S K		
MV	Madhu Vathani R		
MI	Manoj's iPhone		
MU	Manu Unnikrishnan		
	Naresh Boobalan		
	rameez taj		
	Sadasiva Kadandale		
	Senthil Kumar Kumarappan		
S	Sesha Hari Ram		
YT	Yashini Thanikachalam		

Invite

Mute Me

Mute

Stop Video

Participants 22

Chat

Share Screen

Pause/Stop Recording

Reactions

Leave Meeting

Type here to search

12:08

11-05-2020

ENG

Zoom

You are viewing sankar vishwanath's screen

View Options

Recording...

Speaker View

Participants (22)

Find a participant

Manjiri Honap (Me)

sankar vishwanath (Host)

Anupama R

Aswath 111

Azmath

Dakshin D

Deepti JV

Geerthana Janakiraman

Harini Karunakaran

Iswarya srinivasan

kaaviya c

Kalaiarasi Murugesan

Kokila S K

Madhu Vathani R

Invite

Mute Me

...

Iswarya srinivasan

Manjiri Honap

sankar vishwana...

Geerthana Ja...

Deepti JV

Leave Meeting

Mute

Stop Video

Participants

Chat

Share Screen

Pause/Stop Recording

Reactions

Type here to search

12:08

11-05-2020

ENG

16

Recording...

Speaker View

Participants (22)

Find a participant

	Geerthana Janakiraman		
	Harini Karunakaran		
	Iswarya srinivasan		
	kaaviya c		
	Kalaiaresi Murugesan		
	Kokila S K		
	Madhu Vathani R		
	Manoj's iPhone		
	Manu Unnikrishnan		
	Naresh Boobalan		
	rameez taj		
	Sadasiva Kadandale		
	Senthil Kumar Kumarappan		
	Sesha Hari Ram		

A

B

C

D

Methods of working length determination

I-Radiographical methods

1. Grossman formula.
2. Ingles method.
3. weine's method.
4. Xeroradiography.
5. RadioVisioGraphy

II-Nonradiographical methods

1. digital tactile sense.
2. Apical periodontal sensitivity.
3. paper point method.
4. Electronic apex locator.

Ingles method

- 0.5 – 1mm "safety allowance" - To compensate for radiographic distortion
- Radiographic working length doesnot corresponds to minor diameter – apex locators useful

Iswarya srinivasan

Manjiri Honap

sankar vishwana...

Geerthana Ja...

Deepti JV



Mute



Stop Video



Participants



Chat



Share Screen



Pause/Stop Recording



Reactions

Leave Meeting



Type here to search

12:09
11-05-2020

Zoom

You are viewing sankar vishwanath's screen View Options

Recording... Speaker View

Participants (23)

Find a participant

IS Iswarya srinivasan

kaaviya c

Kalaarasu Murugesan

Kokila S K

MV Madhu Vathani R

MI Manoj's iPhone

MU Manu Unnikrishnan

Nareesh Boobalan

rameez taj

R Revathy

Sadasiva Kadandale

Senthil Kumar Kumarappan

S Seshu Hari Ram

YT Yashini Thanikachalam

Invite Mute Me

Iswarya srinivasan

Manjiri Honap

Geerthana Ja...

Deepti JV

Anupama R

kaaviya c

Nareesh Boob...

Azmith

sankarvishwana...

Madhu Vathani R

Dakshin D

Yashini Thanika...

Kokila S K

Kalalarasi M...

rameez taj

Aswath 111

Harini Karunaka...

Manoj's iPhone

Senthil Kuma...

Sesha Hari R...

Manu Unnikrish...

Revathy

Sadasiva Ka...

Mute Stop Video

Participants 23 Chat Share Screen Pause/Stop Recording Reactions Leave Meeting

Type here to search

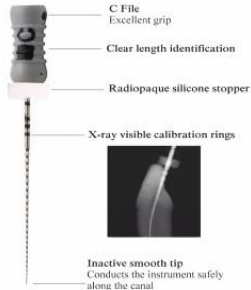
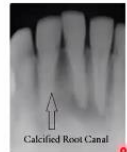


12:13 11-05-2020

Zoom You are viewing sankar vishwanath's screen View Options

Recording... Speaker View

Management of calcified canals

- Follow laws of access opening
- Use DG16 explorer – firm pressure – stick at orifice
- Lesser size files k file no 8 and 10 is preferred
- Pathfinder files – c files
- Use EDTA gel – chelating agent
- Once Fine instrument reach apex verify with apex locator and xrays and prepare it in a gradual manner

Participants (22)

Find a participant

- Manjiri Honap (Me)
- sankar vishwanath (Host)
- Anupama R
- Aswath 111
- Azmah
- Dakshin D
- Deepti JV
- Geerthana Janakiraman
- Harini Karunakaran
- Iswarya srinivasan
- kaaviya c
- Kalaiaarasi Murugesan
- Kokila S K
- Madhu Vathani R

Mute Stop Video Participants Chat Share Screen Pause/Stop Recording Reactions Leave Meeting

Type here to search

12:22 11-05-2020

Zoom

You are viewing sankar vishwanath's screen

View Options

Recording...

Speaker View

Participants (22)

Find a participant

Manjiri Honap (Me)

sankar vishwanath (Host)

Anupama R

Aswath 111

Azmath

Dakshin D

Deepti JV

Geerthana Janakiraman

Iswarya srinivasan

kaaviya c

Kalaiaresi Murugesan

Kokila S K

Madhu Vathani R

Manoj's iPhone

Manu Unnikrish...

Revathy

Aswath 111

Manoj's iPhone

Sesha Hari R...

Sadasiva Ka...

Manjiri Honap

Geerthana Ja...

Deepti JV

Anupama R

kaaviya c

Nareesh Boob...

Azmath

sankar vishwana...

Madhu Vathani R

Dakshin D

Yashini Thanika...

Kokila S K

Kalaiaresi M...

rameez taj

Aswath 111

Manoj's iPhone

Senthil Kuma...

Sesha Hari R...

Sadasiva Ka...

Manu Unnikrish...

Revathy

Mute

Stop Video

Participants

Chat

Share Screen

Pause/Stop Recording

Reactions

Leave Meeting

Type here to search

12:14

11-05-2020

Zoom

You are viewing sankar vishwanath's screenView Options

Recording...

Speaker View

Iswarya srinivasan

Manjiri Honap

Geerthana Ja...

Deepti JV

Anupama R

kaaviya c

Naresh Boob...

Azmath

sankarvishwana...

Madhu Vathani R

Yashini Thanika...

Kokila S K

Kalaarasi M...

rameez taj...

Aswath 111

Manoj's iPhone

Sesha Hari R...

Sadasiva Ka...

Manu Unnikrish...

Revathy

Harini Karunaka...

Dakshin D

Thumbnail of a presentation slide titled "Management of certified cases" with bullet points.

Participants (22)

Find a participant

Manjiri Honap (Me)

sankar vishwanath (Host)

Anupama R

Aswath 111

Azmath

Dakshin D

Deepti JV

Geerthana Janakiraman

Harini Karunakaran

Iswarya srinivasan

kaaviya c

Kalaarasi Murugesan

Kokila S K

Madhu Vathani R

Invite

Mute Me

Mute

Stop Video

Participants 22

Chat

Share Screen

Pause/Stop Recording

Reactions

Leave Meeting

Type here to search

Windows Taskbar

System Tray

Department of Conservative Dentistry & Endodontics Attendance Report

Date: 12-05-2020

CRRI (2015-16 batch) &
final years (2016-17 Batch)

Timings: 12.00-1.30PM

Live Webinar

Guest lecture speaker- Dr Moez

Topic - Impression Techniques

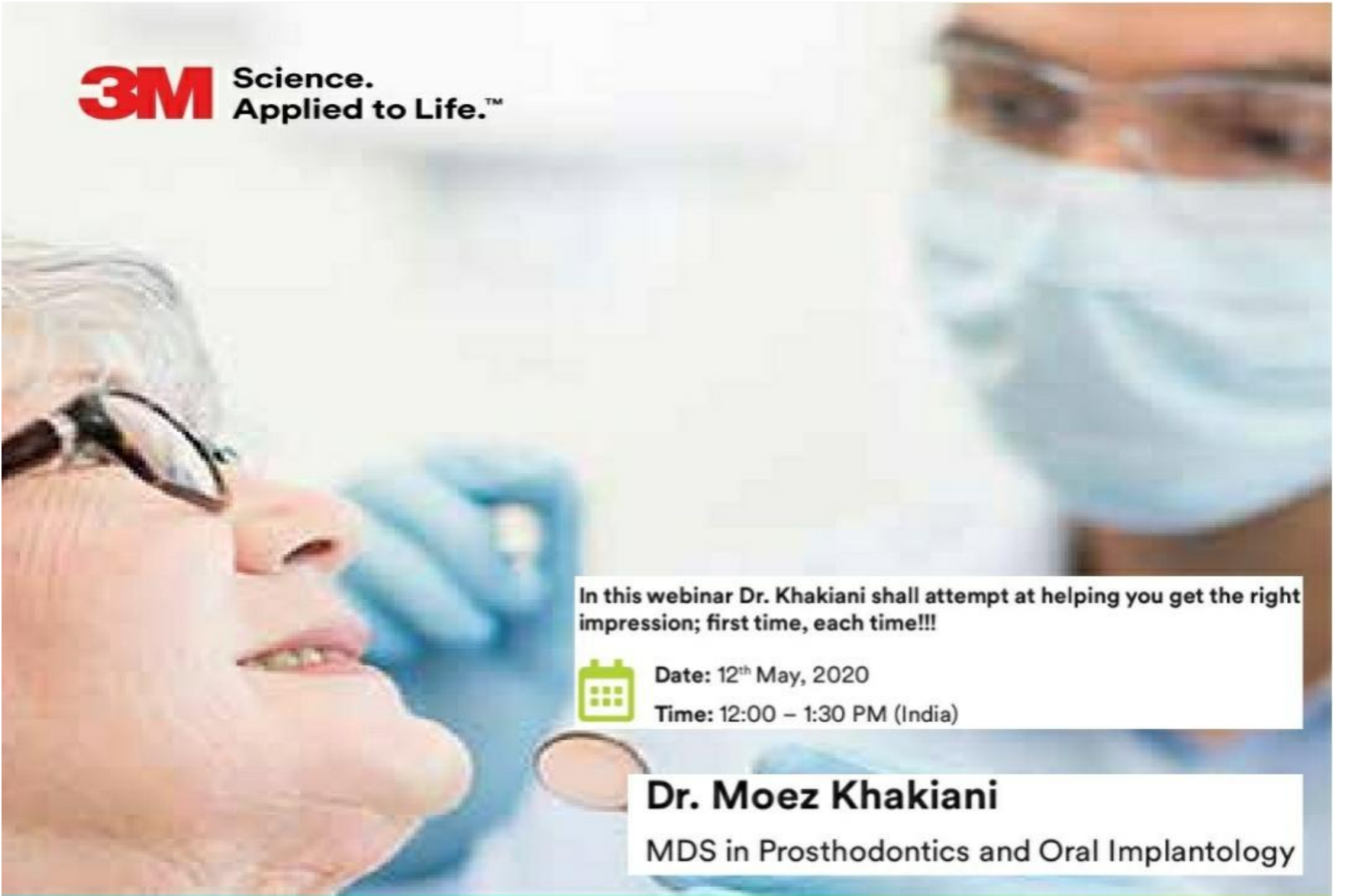
Webinar link:

<https://attendee.gotowebinar.com/register/4026208577854822156>

No of students participated: 15



**Science.
Applied to Life.™**



In this webinar Dr. Khakiani shall attempt at helping you get the right impression; first time, each time!!!



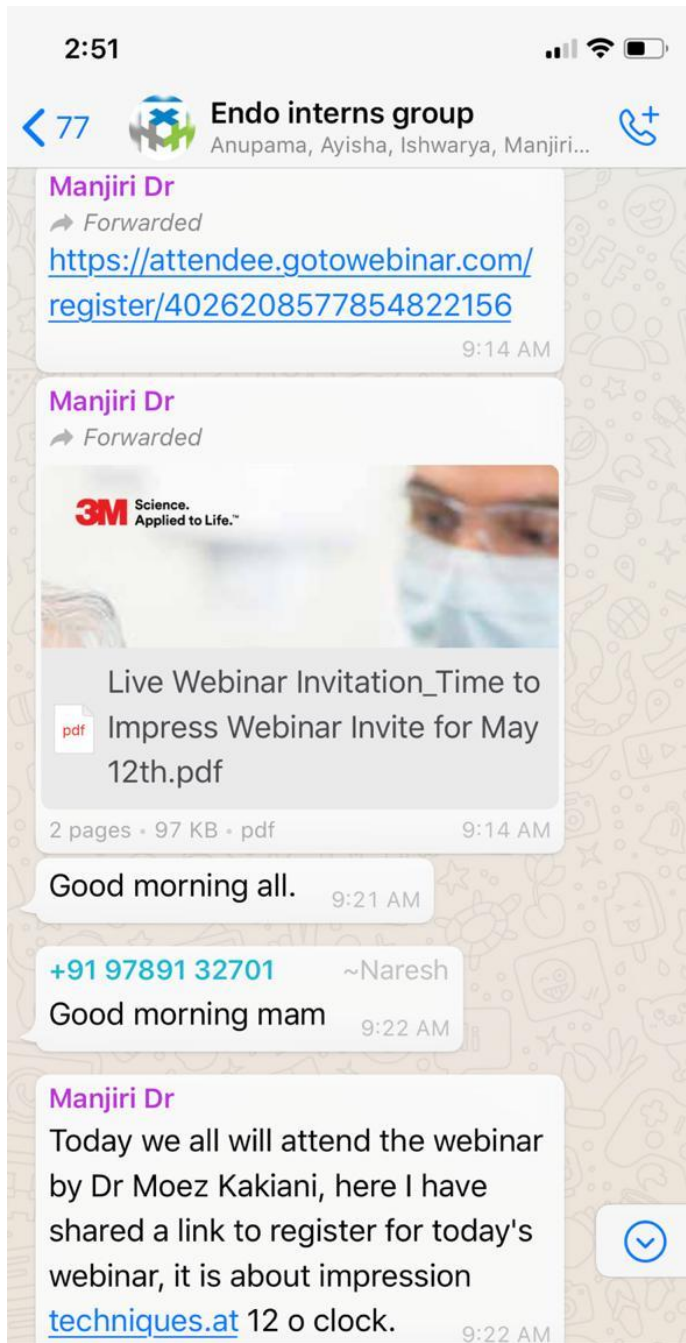
Date: 12th May, 2020

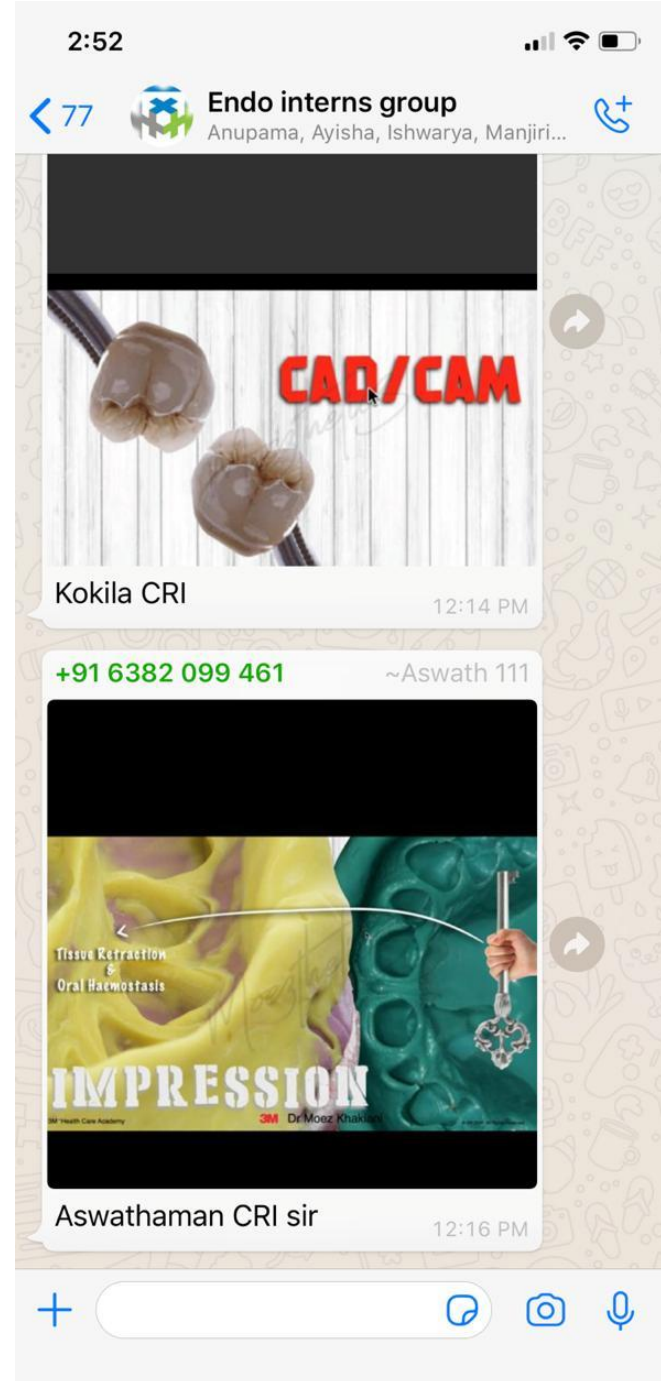
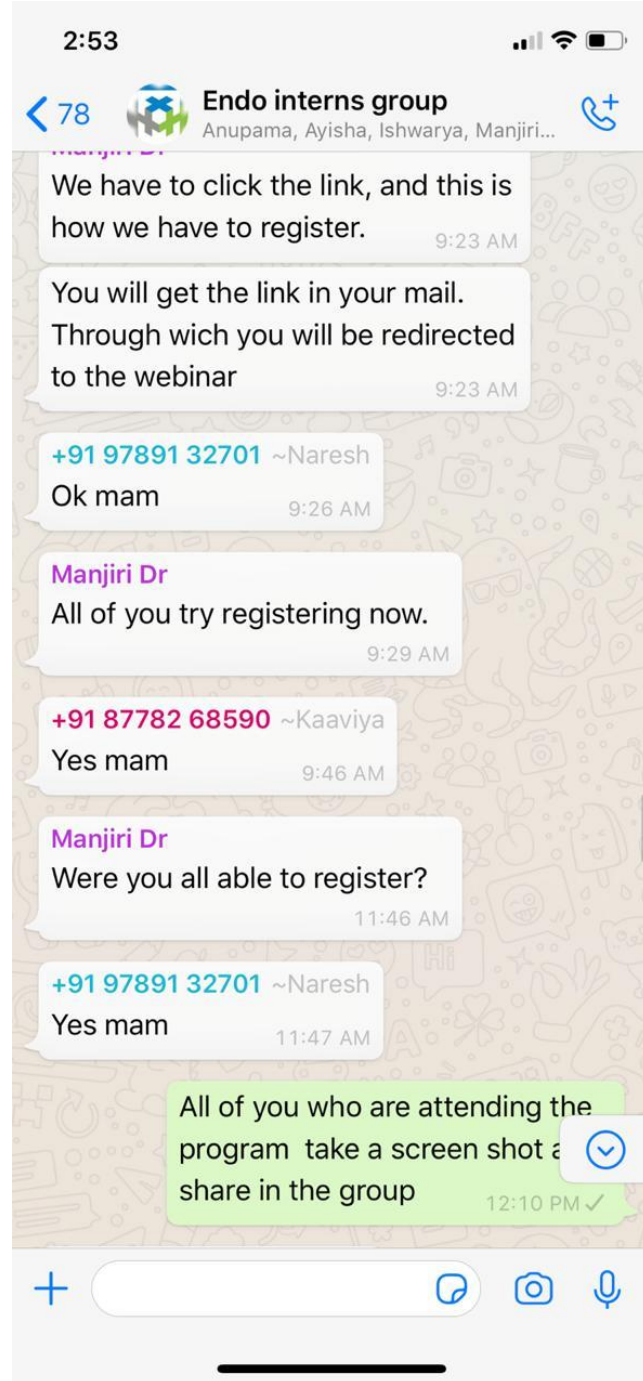
Time: 12:00 – 1:30 PM (India)

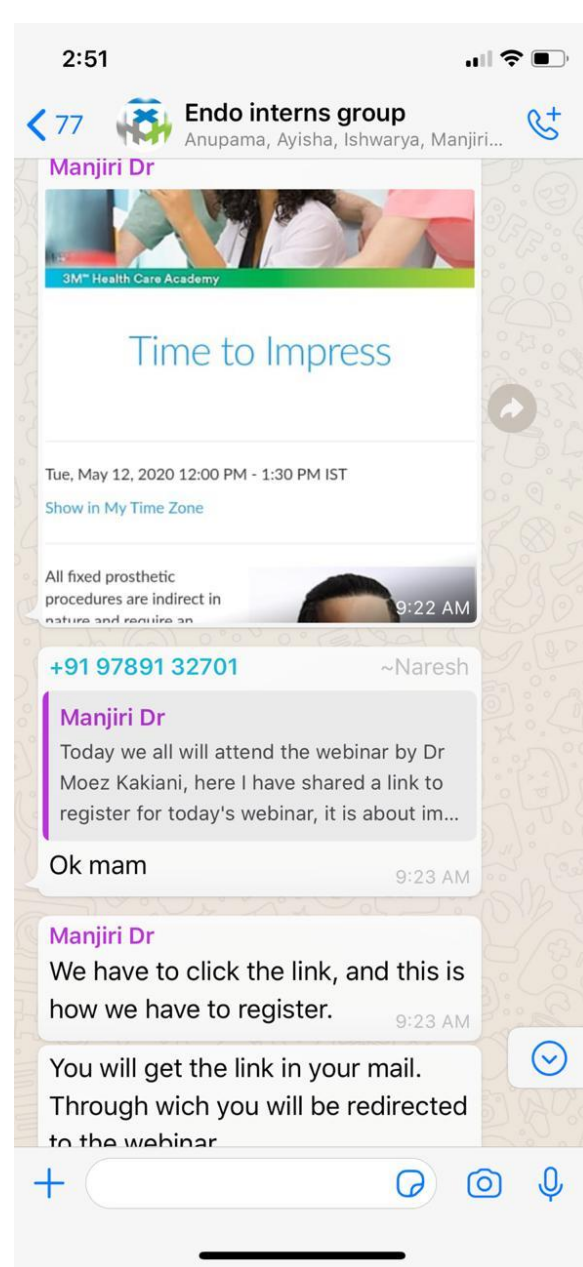
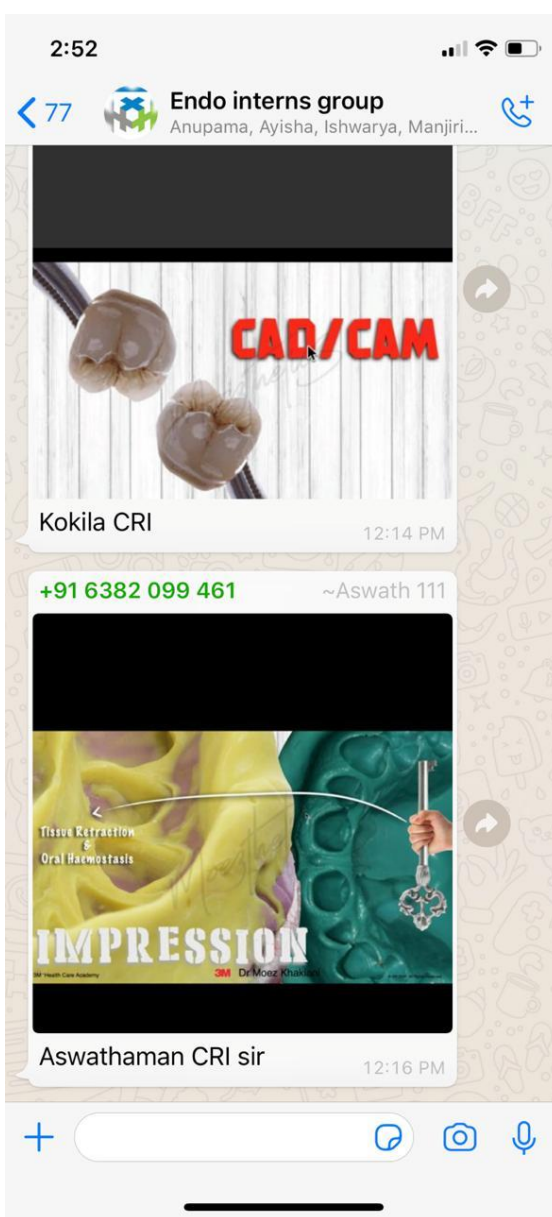
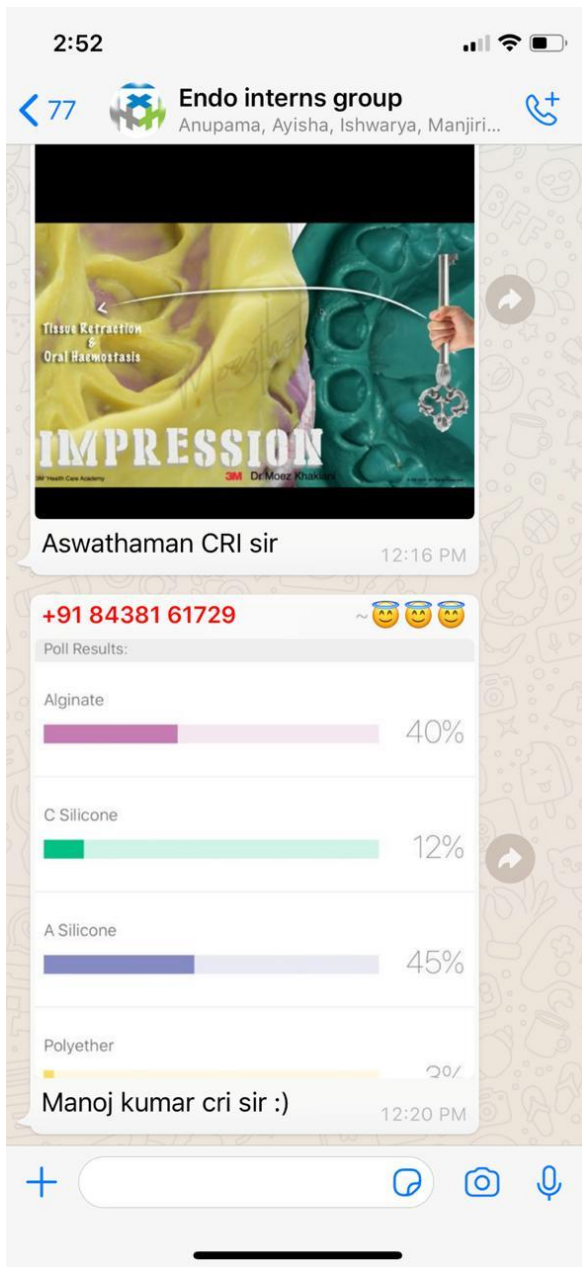
Dr. Moez Khakiani

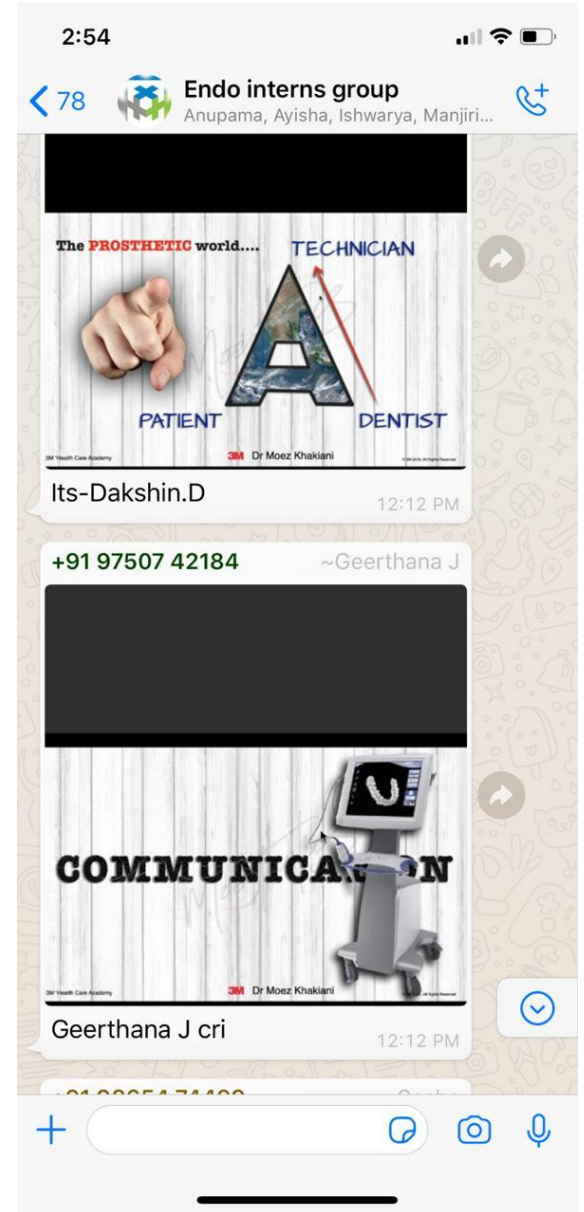
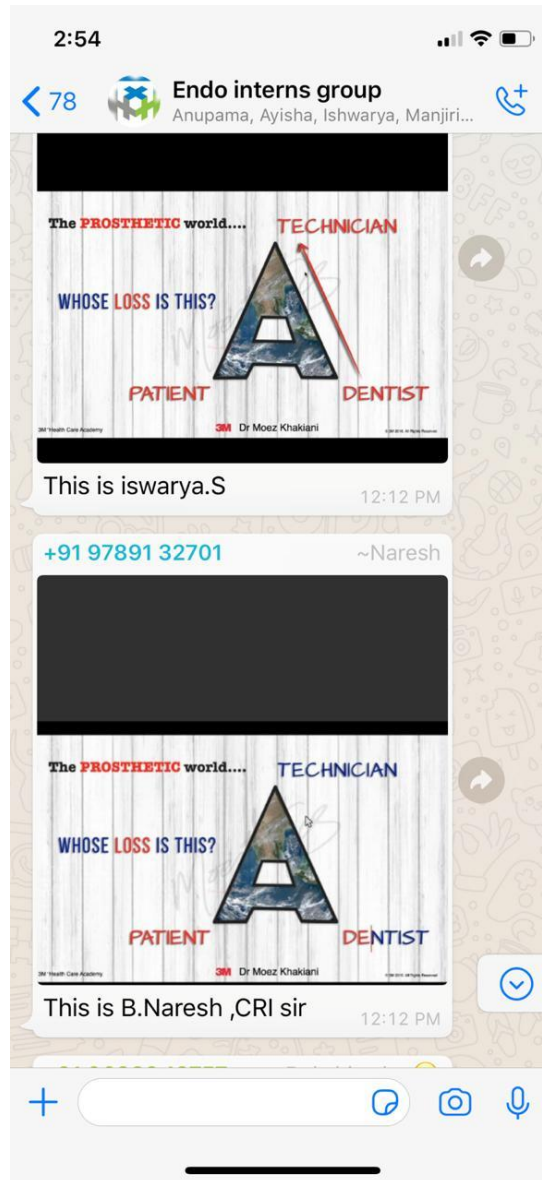
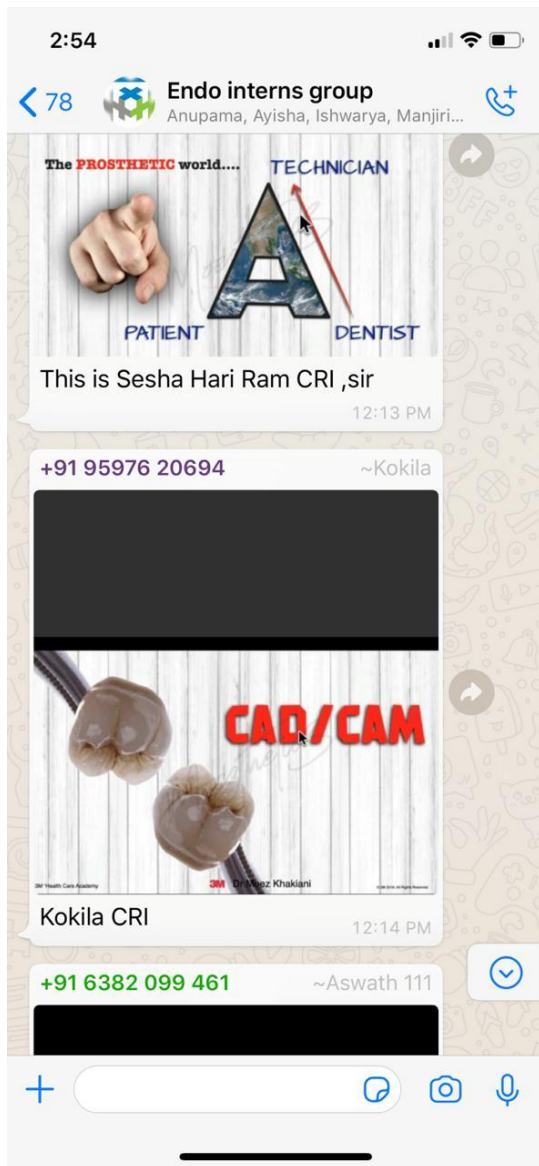
MDS in Prosthodontics and Oral Implantology

3MSM Health Care Academy









2:55



< 77

F-BATCH OFFICIAL-ENDO

Anupama, Manjiri Dr, Manu Unnikrishnan, Sa...



All of you who are attending the program take a screen shot and share in the group

12:11 PM ✓

Varshini Exotics Chet

Time to Impress

12:00 PM - 1:30 PM IST

Organizer: farah hm

All fixed prosthetic procedures are indirect in nature and require an impression to be made for laboratory communication. We all have been making impressions for years, but are we doing this simple step the way it is supposed to be done?

How often do we struggle with prostheses that fit the cast but don't seat correctly on the prepared teeth? How often are we troubled by crowns feel?

Retraction paste only

5%


Sometimes cord and sometimes paste

34%

None of the above

10%

12:20 PM



12:20 PM



12:23 PM

+91 75982 85007

~Vikneshwari😊




2:55



< 77


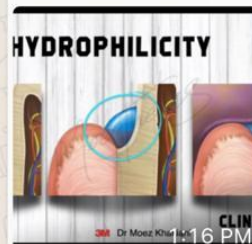
F-BATCH OFFICIAL-ENDO

Anupama, Manjiri Dr, Manu Unnikrishnan, Sa...



+91 82207 25185

~TamilSelvan~



OSCE Complex Amalgam.ppt

236 KB • ppt

2:42 PM ✓

All students please submit answer by 6pm

2:43 PM ✓

Department of Conservative Dentistry & Endodontics

Attendance Report

Date: 13.05.2020

CRRI (2015-16 Batch)

Staff: Dr. Sadasiva K.

Timings: to 12:00 pm-12.40 pm

Sadasiva is inviting you to a
scheduled Zoom meeting.

Clinical Posting – CRRI.

Time: May 13, 2020, 12:00 PM India.

[https://us04web.zoom.us/j/78894162222?pwd=bzA3WWpvTnloS
nRDWDNsWk9lcnJ6UT09](https://us04web.zoom.us/j/78894162222?pwd=bzA3WWpvTnloS
nRDWDNsWk9lcnJ6UT09)

Meeting ID: 78894162222

Password: 6ryvNB

No of students participated: 24

Ch Dr. Sadashiva Sir

The Zoom logo is a blue square with the word "zoom" in white lowercase letters.

**Join our Cloud HD Video Meeting
now**

Zoom is the leader in modern enter...
us04web.zoom.us

Sadasiva Kadandale is inviting you to a
scheduled Zoom meeting.

Topic: Interns &PG meeting, Endo case
discussion

Time: May 13, 2020 12:00 PM Mumbai,
Kolkata, New Delhi

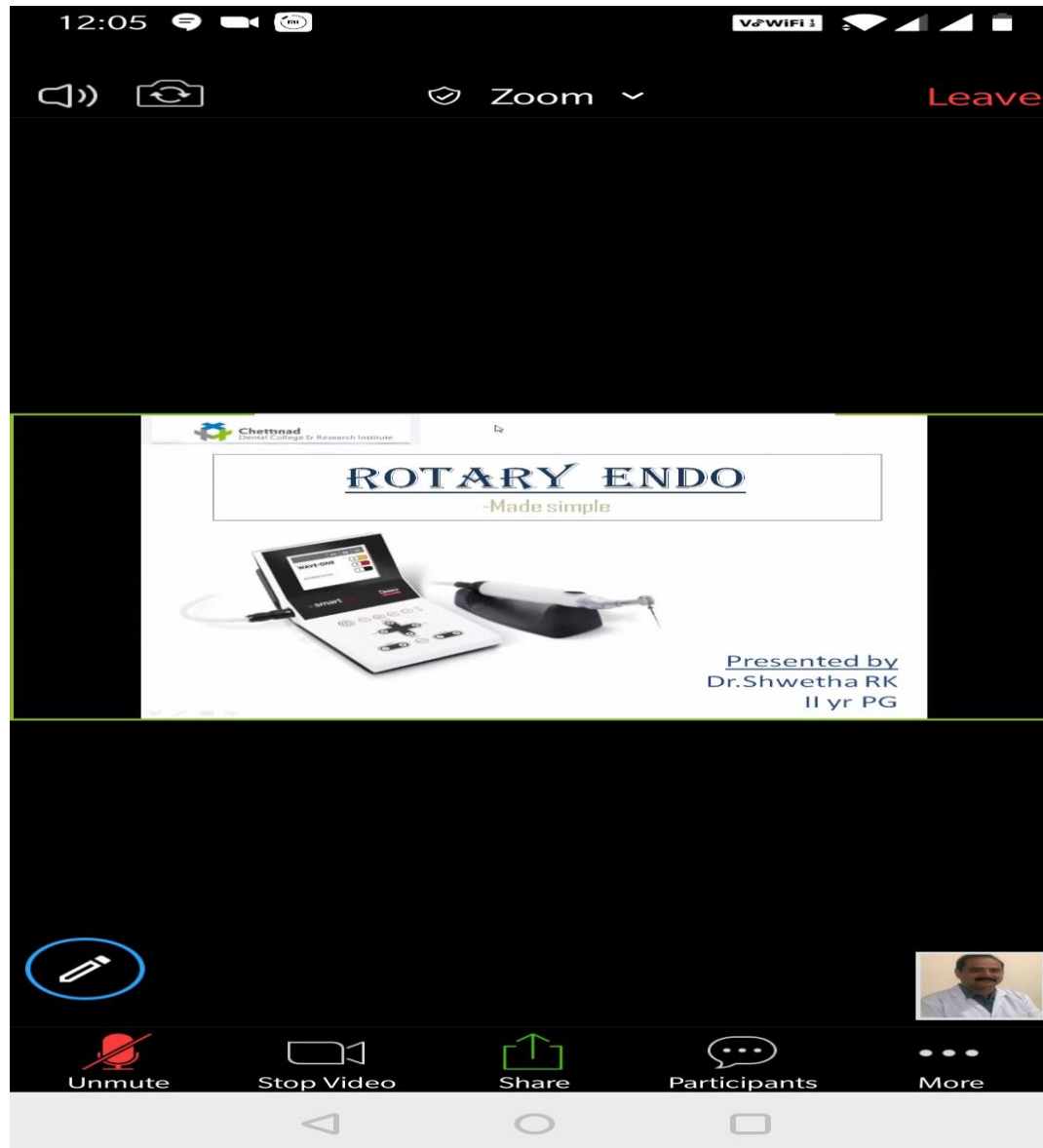
Join Zoom Meeting

[https://us04web.zoom.us
/j/78894162222?pwd=
bzA3WWpvTnloSnRDWDNsWk9lcnJ6UT09](https://us04web.zoom.us/j/78894162222?pwd=bzA3WWpvTnloSnRDWDNsWk9lcnJ6UT09)

Meeting ID: **788 9416 2222**

Password: 6ryvNB

8:13 am





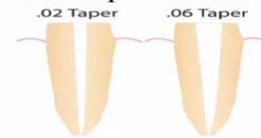
12:08

VFWIFI1

Recording

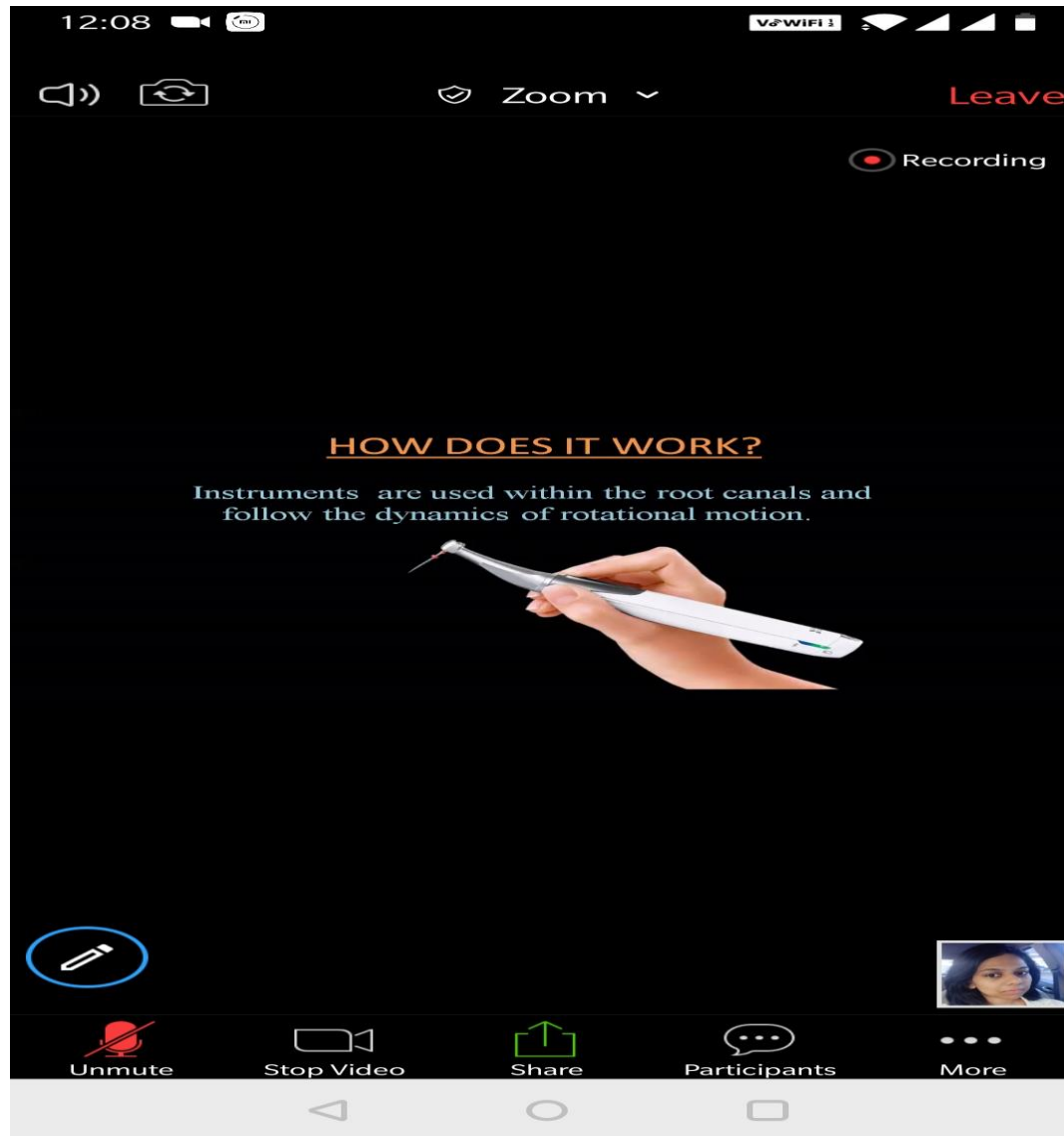
WHY DO WE NEED IT?

- Time saving
- To reduce clinical mishaps –
Ledges, transportation, etc
- Better shaping of canals with taper can be
achieved.



Shwetha Ramachandran's screen





12:08

V&WIFI



Zoom

Leave

Recording

ENDOMOTOR

➤ Low torque control motors.

WHY IS TORQUE
IMPORTANT?

➤ 4th generation-

Built in
apex locator.



Unmute

Stop Video

Share

Participants

More



12:07


V&WIFI 1

Zoom


Leave


Recording


INTRODUCTION





- ✓ **Rotary Endodontics** is the procedure in which a power driven instrument is used for root canal treatments.
- ✓ The use of power driven instruments allows for more accurate cleaning and shaping of your root canal, thus allowing it to be filled easier and with more predictable results.





Unmute

Stop Video

Share

Participants

More



12:15

VFWIFI1



Zoom

Leave

Recording

- GLIDE PATH
- EDTA Chelating Agent (**E.D.T.A. Gel**) is indicated to facilitate endodontic instrumentation.



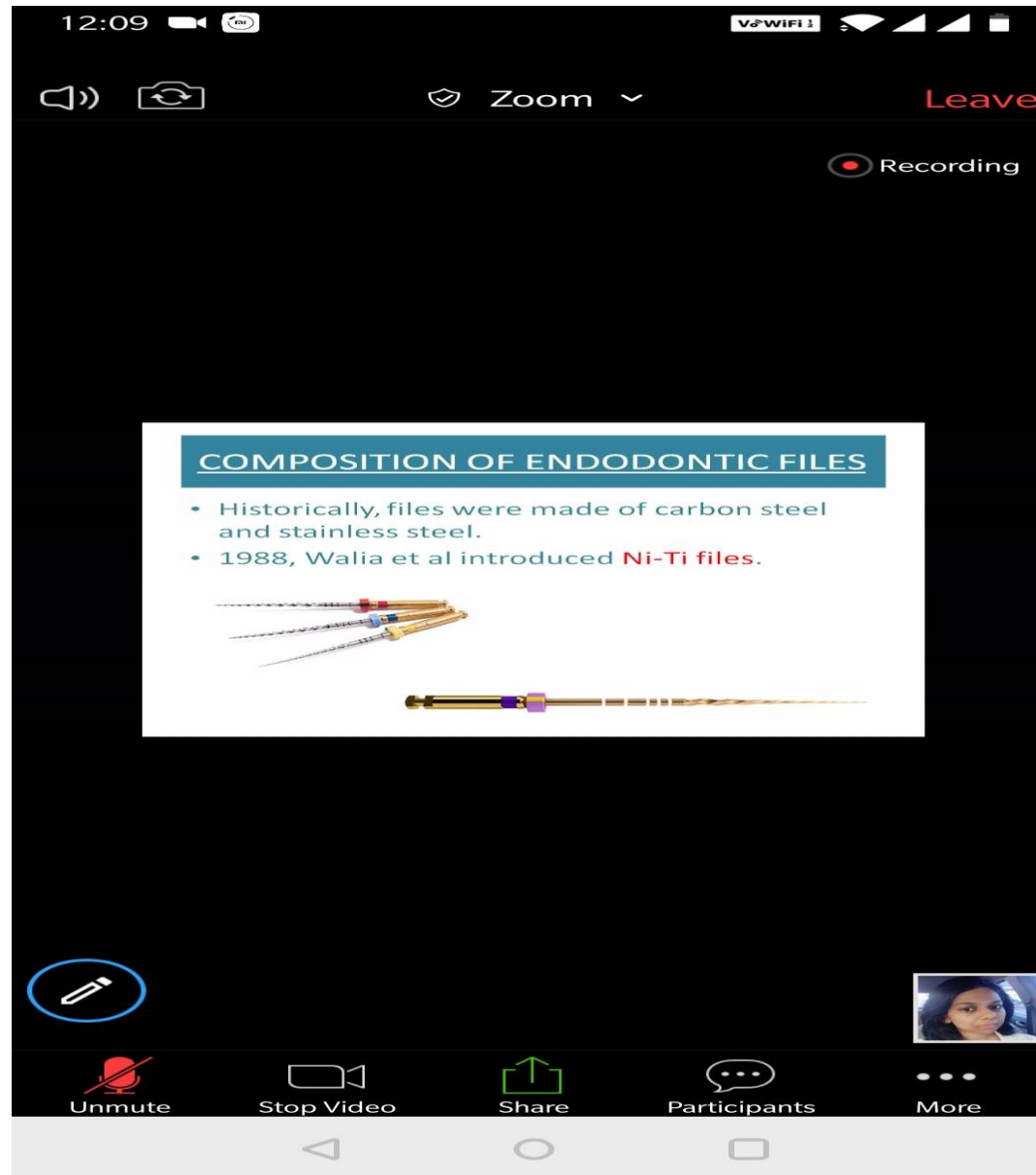
Unmute

Stop Video

Share

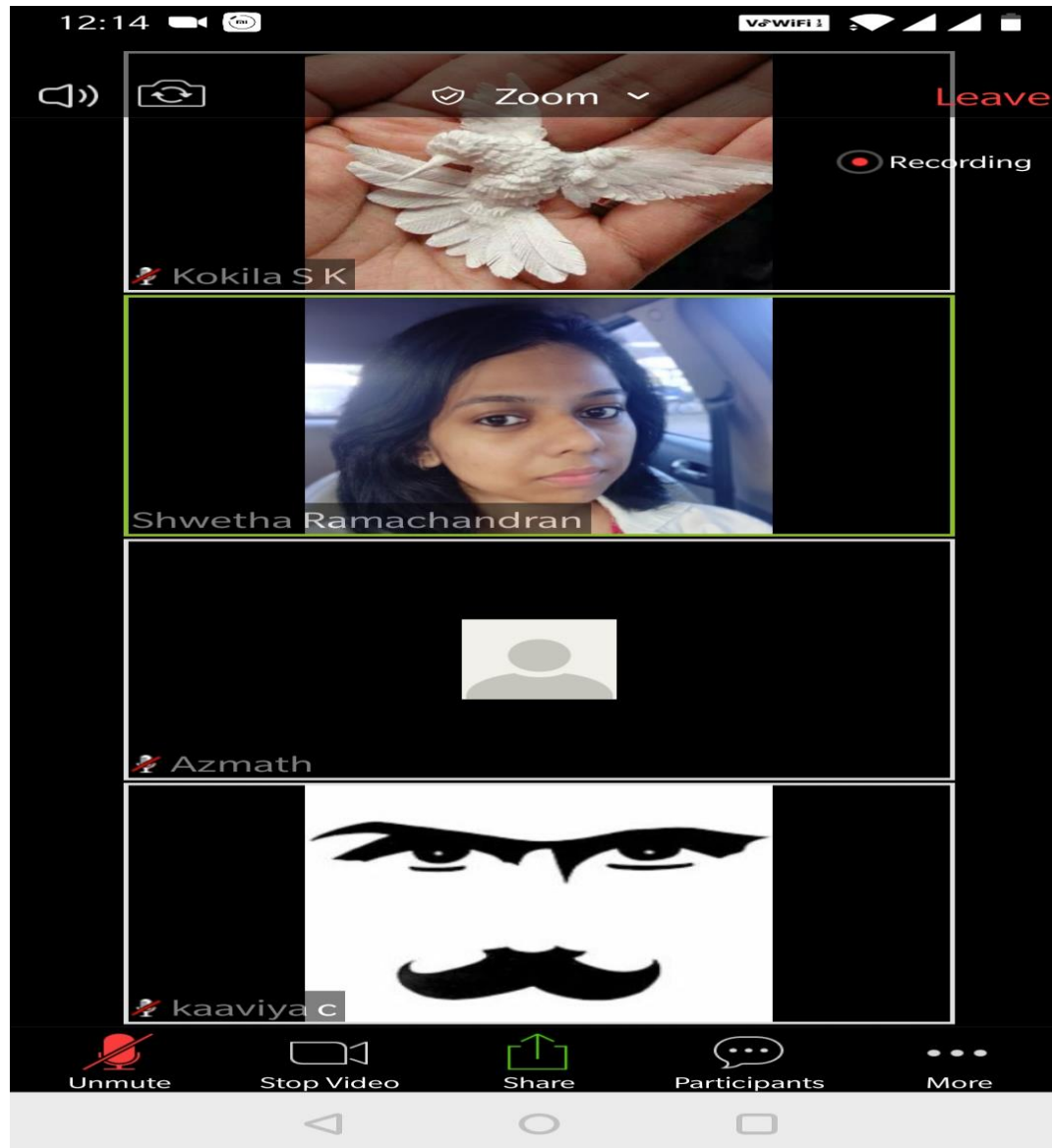
Participants

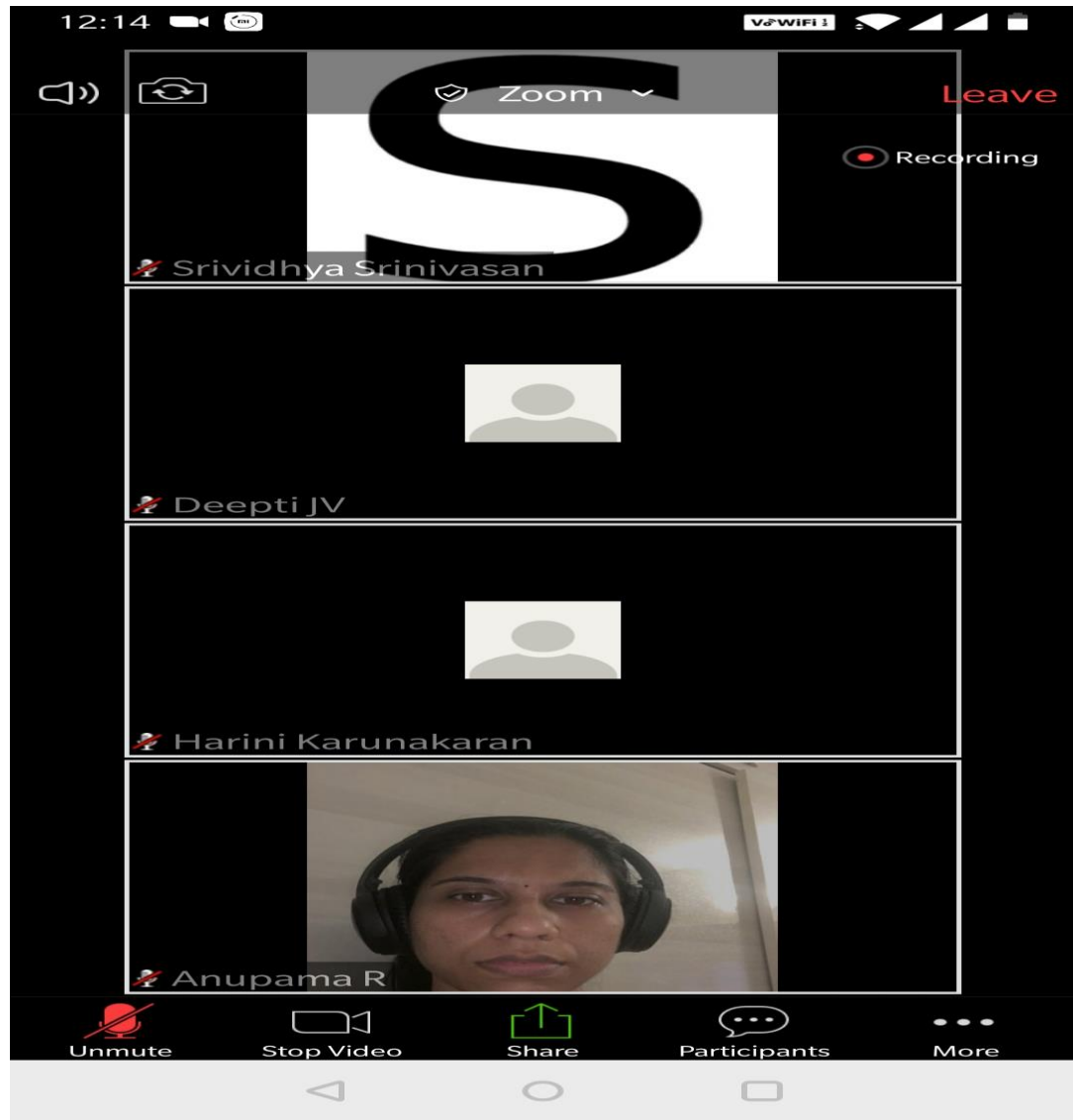
More



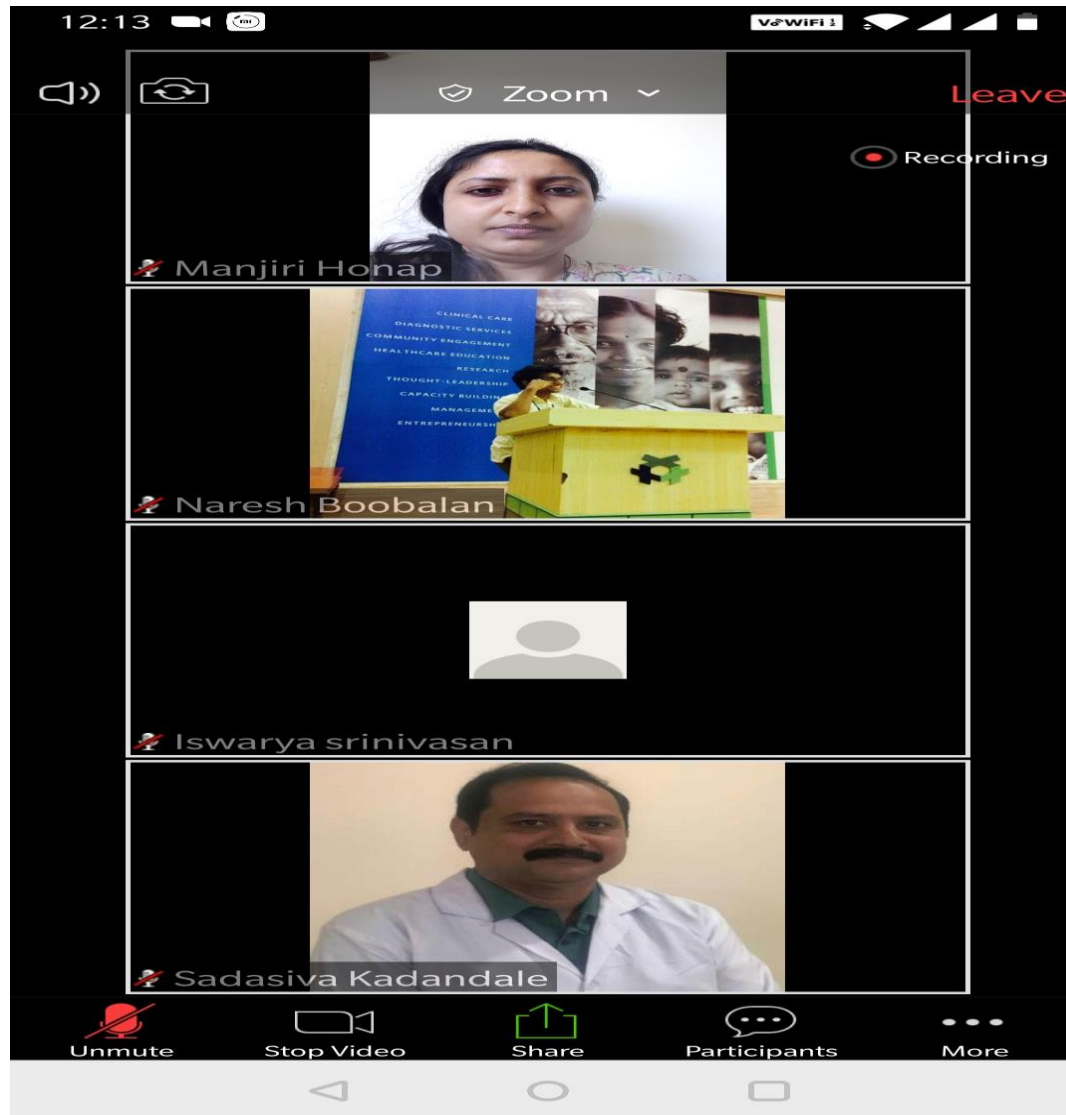

















12:13






V&WIFI






Close


Participants (24)



Harini Karunakaran


 >



Iswarya srinivasan


 >



kaaviya c


 >



Kokila S K


 >



Madhu Vathani R


 >



Manu Unnikrishnan


 >



Naresh Boobalan


 >



rameez taj


 >



Revathy


 >



Senthil Kumar Kumarappan


 >



Sesha Hari Ram

 >

Srividhya Srinivasan

 >



Yashini Thanikachalam

 >




Invite



12:13





VWiFi 1






Close



Participants (24)


 Search



 Manjiri Honap (me)


 >




 Sadasiva Kadandale (host)


 >



 sankar vishwanath


 >



 Shwetha Ramachandran


 >



 Anupama R


 >



 Aswath 111


 >



 Azmath


 >



 Dakshin D


 >



 Deepti JV


 >



 Dr Sreeram S.R


 >



 Geerthana Janakiraman

 >

 Harini Karunakaran

 >





Invite



Department of Conservative Dentistry & Endodontics

Attendance Report

Date: 14.05.2020

CRRI (2015-16 Batch)

Staff: Dr. Anupama R.

Timings: to 12:00 pm-12.40 pm

Anupama R. is inviting you to a
scheduled Zoom meeting.

Clinical Posting – CRRI.

Time: May 14, 2020, 12:00 PM India.

<https://us04web.zoom.us/j/6107038974?pwd=TUZRR2xRQWdiOTlCc3NnNFRCbEovQT09>

Meeting ID: 6107038974

Password: 809176

No of students participated: 22

Ch Dr. Anupama Mam

The Zoom logo is a blue square with the word "zoom" in white lowercase letters.

**Join our Cloud HD Video Meeting
now**

Zoom is the leader in modern enter...
us04web.zoom.us

Anupama R is inviting you to a scheduled
Zoom meeting.

Topic: Interns posting

Time: May 14, 2020 12:00 PM Mumbai,
Kolkata, New Delhi

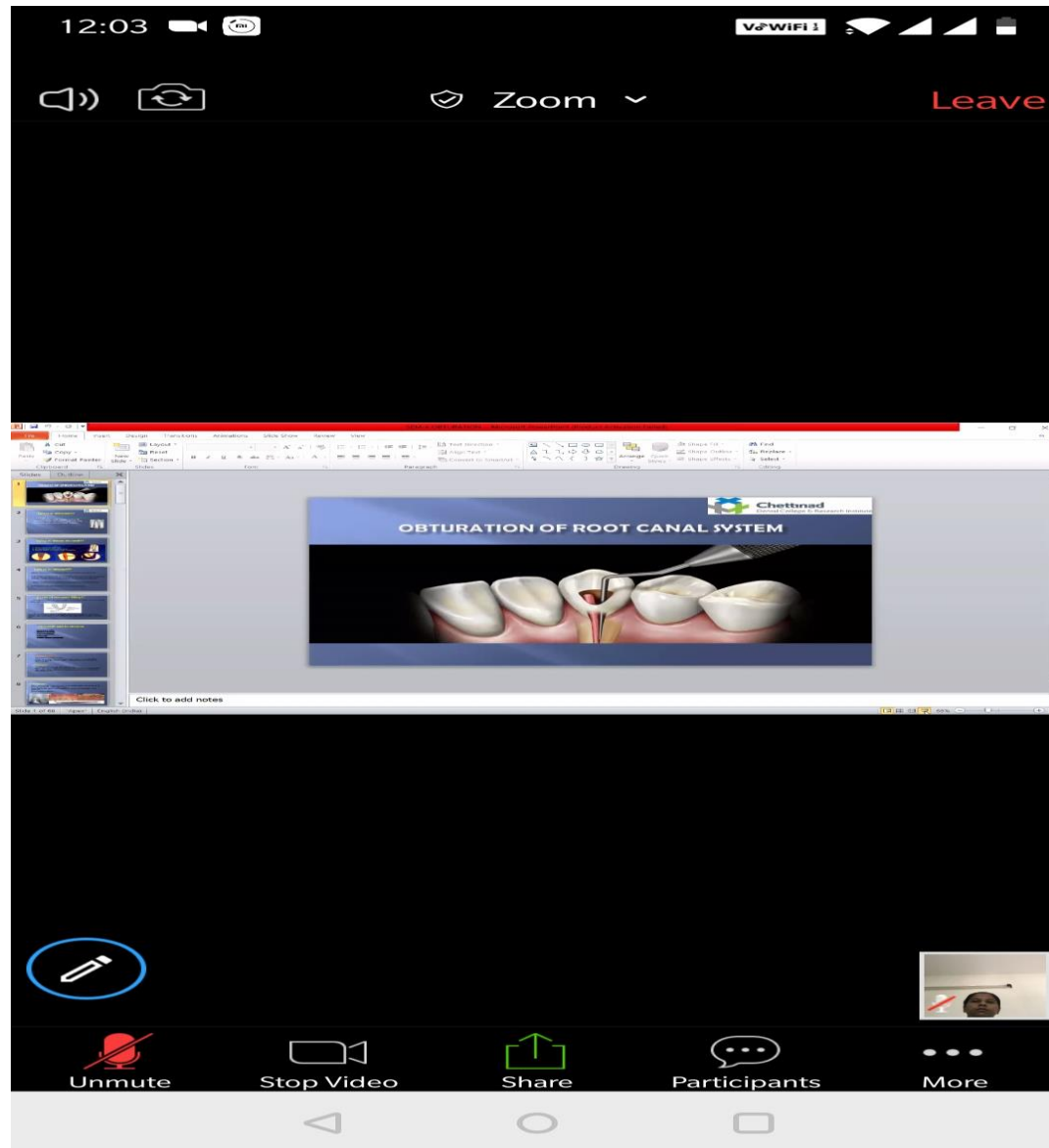
Join Zoom Meeting

[https://us04web.zoom
.us/j/6107038974?pwd=
TUZRR2xRQWdiOTICc3NnNFRCbEovQT09](https://us04web.zoom.us/j/6107038974?pwd=TUZRR2xRQWdiOTICc3NnNFRCbEovQT09)

Meeting ID: **610 703 8974**

Password: 809176

9:20 am



12:04

V2WIFI1



Zoom

Leave

Recording

Why to obturate the canal???

1. Stop coronal leakage
2. Entomb surviving microbes
3. Block influx of water and nutrients



Unmute

Stop Video

Share

Participants

More

12:10

V2WIFI1

Zoom

Leave

Recording

Resilon

- Resin based obturation system
- Lateral compaction, warm vertical compaction or thermoplastic injection.
- Forms a 'Monoblock'

Eg: Epiphany
Real seal

A: Epiphany system (Pentron Clinical Technologies, Wallingford, CT) with the primer, mixing resin syringe, and standard Resilon points. (Courtesy SybronEndo, Orange, CA)

B: Resilon #02, #04, and #06 tapered points and a thermoplastic plug for use in the Obtura II system (Obtura Spartan, Earth City, MO).

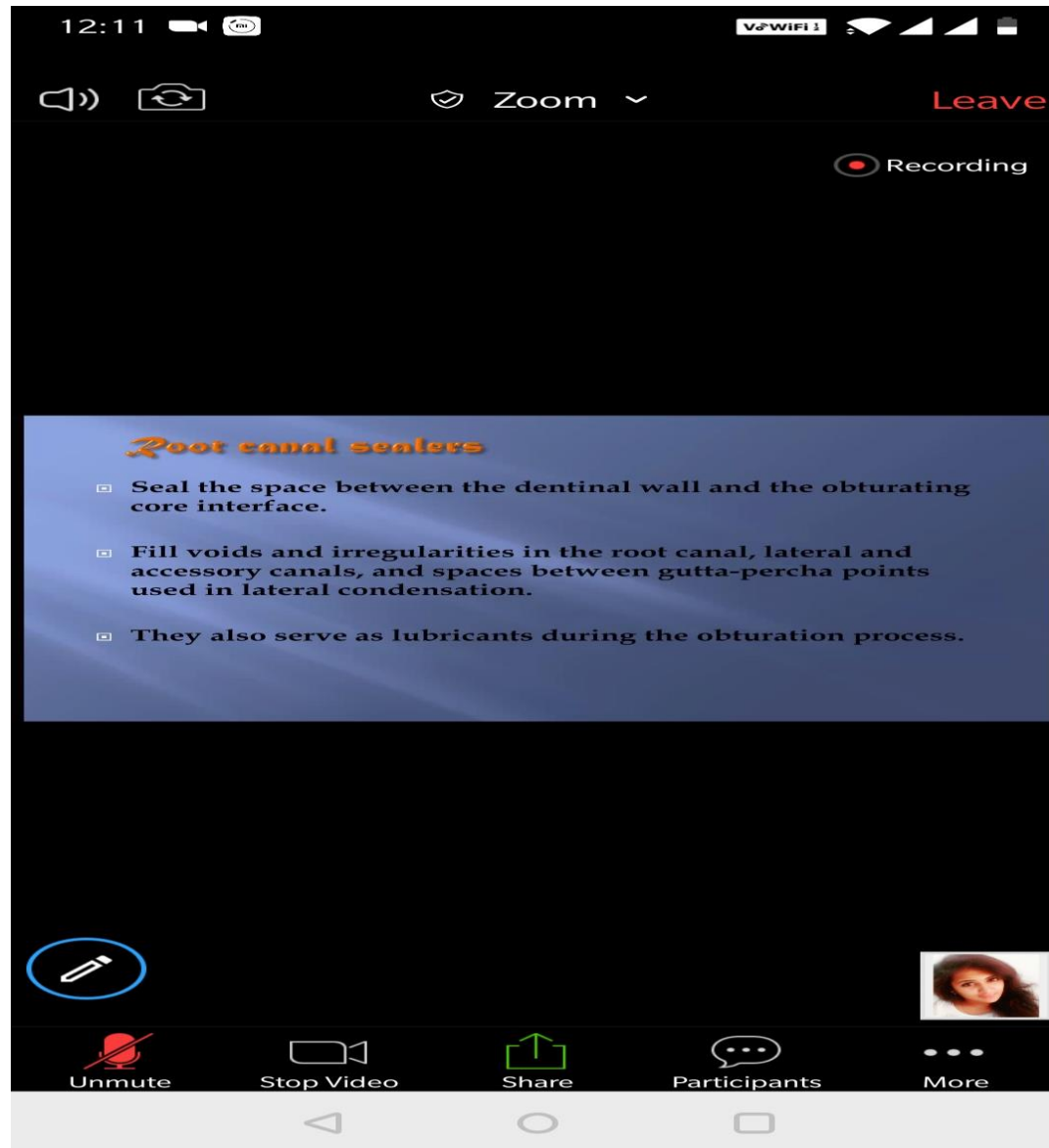
Unmute

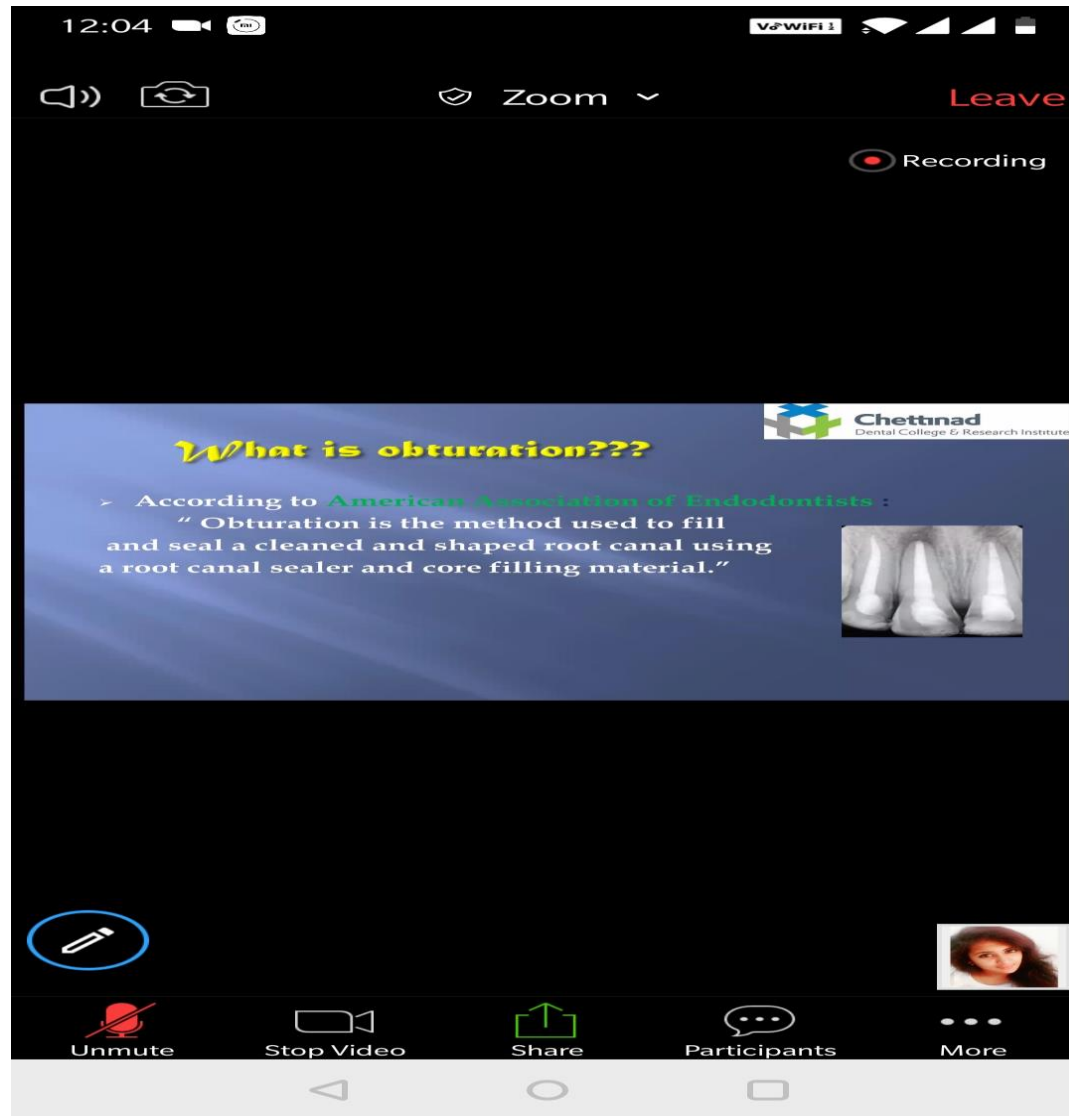
Stop Video

Share

Participants

More












































12:10

V2WIFI1

Close

Participants (22)

	Iswarya srinivasan	  >
	kaaviya c	  >
	Kokila S K	  >
	Madhu Vathani R	  >
	Manoj's iPhone	  >
	Manu Unnikrishnan	  >
	Naresh Boobalan	  >
	Sadasiva Kadandale	  >
	sankar vishwanath	  >
	Senthil Kumar Kumarappan	  >
	Sesha Hari Ram	  >
	Shwetha Ramachandran	  >
	Srividhya Srinivasan	  >

Invite


12:10

V2WIFI1




Close


Participants (22)

Search







Manjiri Honap (me)









Kalaiarasi Murugesan (host)









Anupama R









Aswath 111









Azmath









Dakshin D









Dr Sreeram S.R









Geerthana Janakiraman









Harini Karunakaran









Iswarya srinivasan









kaaviya c








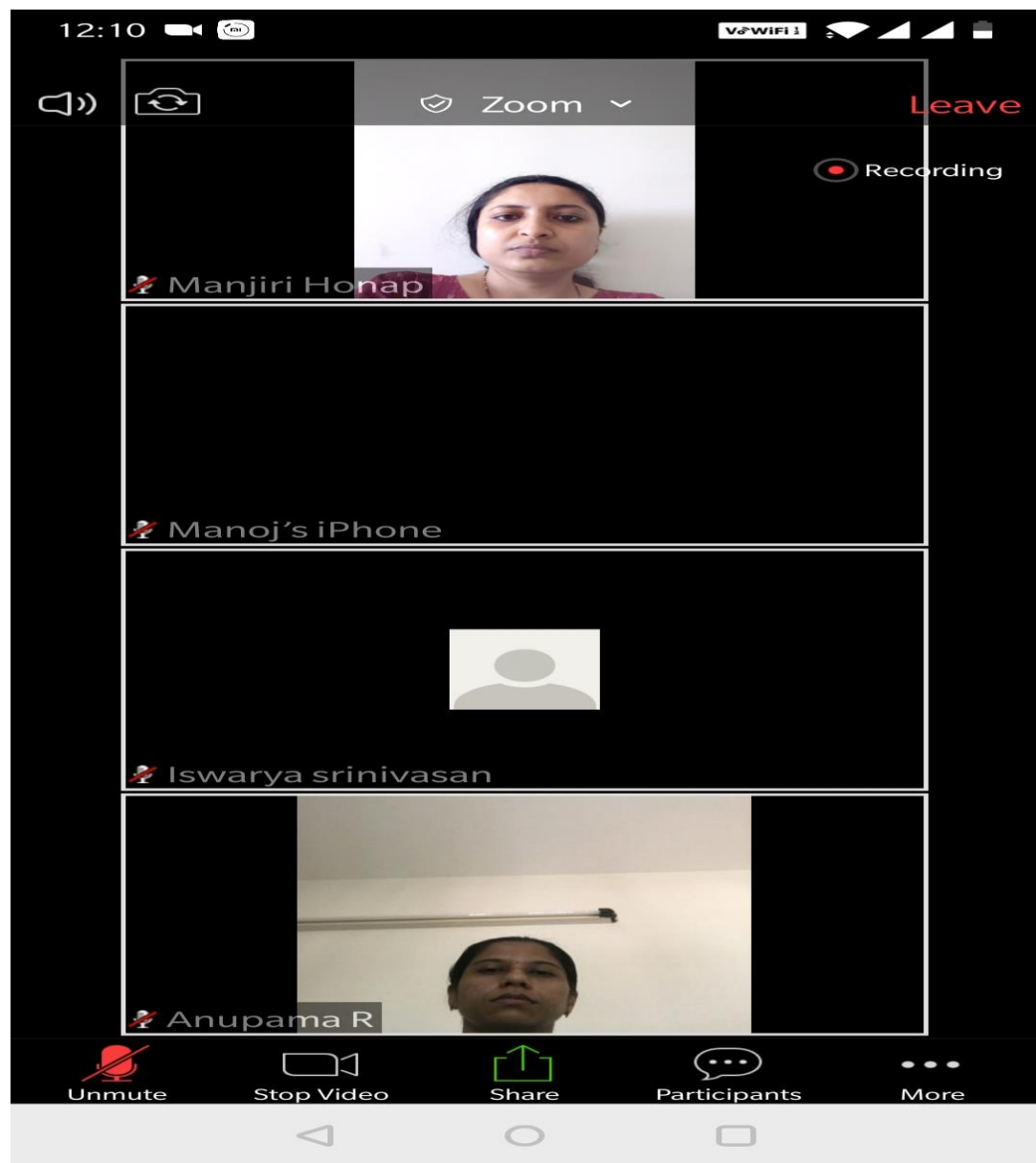
Kokila S K





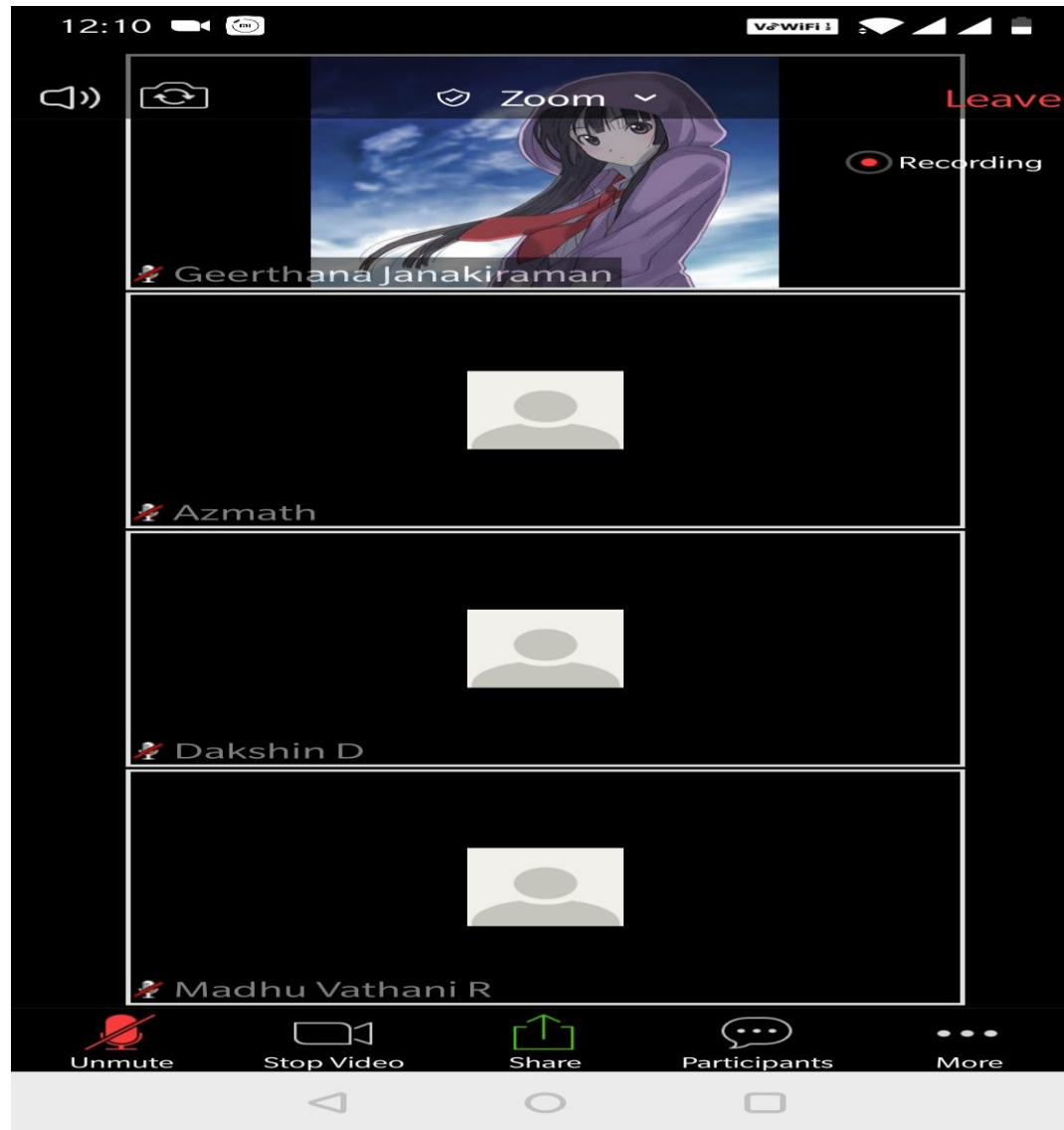


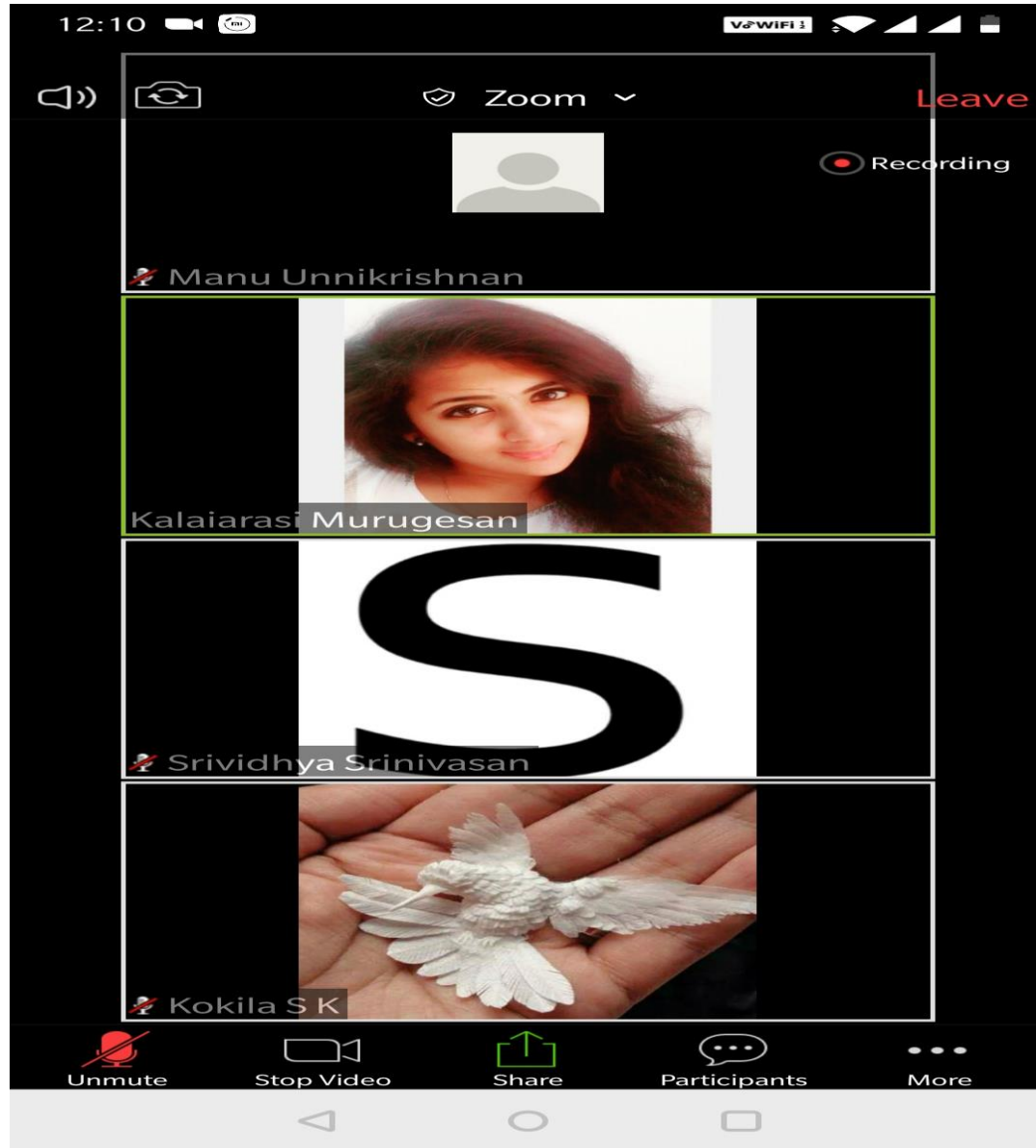
Invite

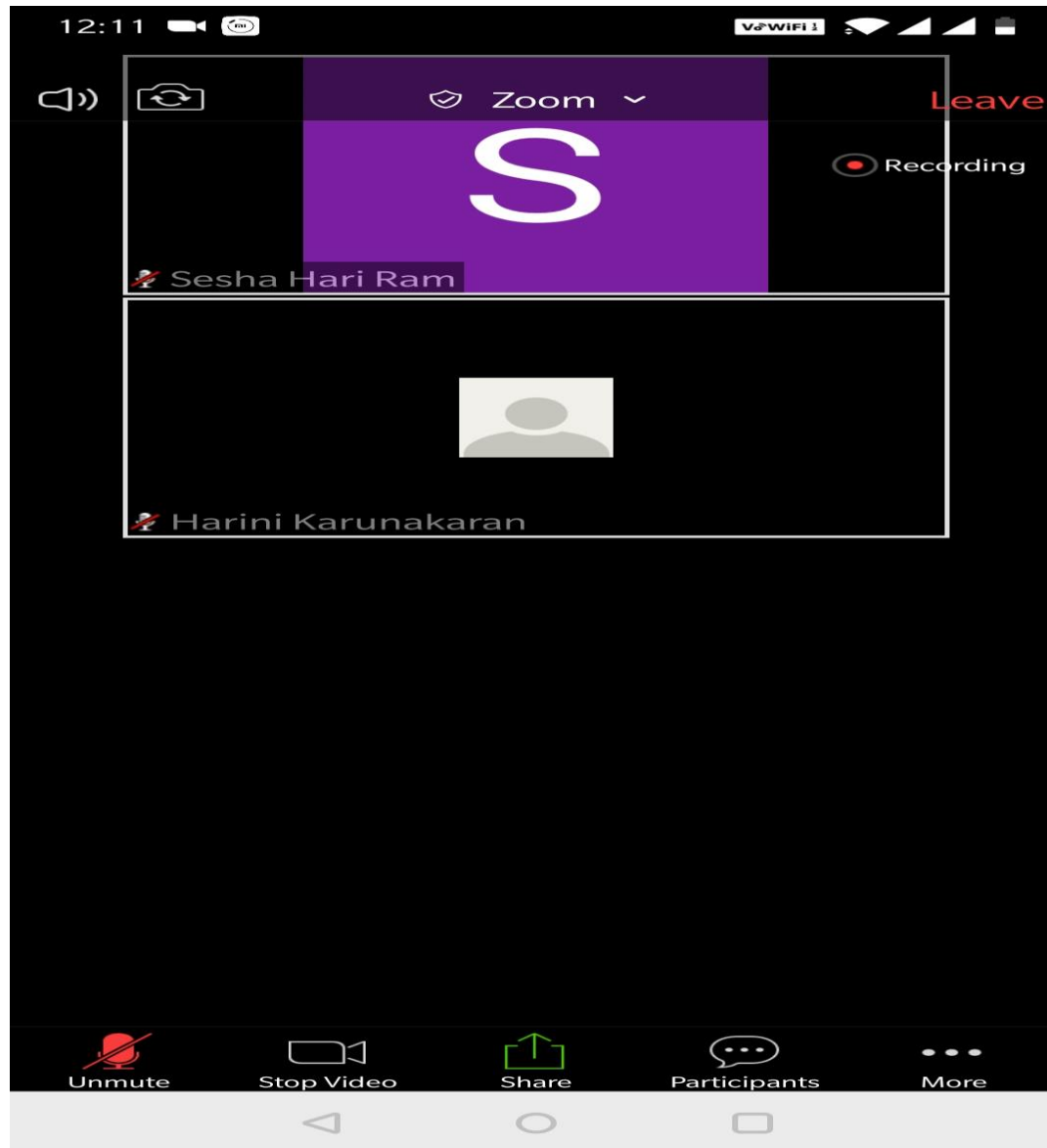












Department of Conservative Dentistry & Endodontics

Attendance Report

Date: 15.05.2020

CRRI (2015-16 Batch)

Staff: Dr. Manjiri Honap

Timings: to 12:00 pm-12.40 pm

Manjiri Honap is inviting
you to a scheduled Zoom
meeting

Clinical Posting – CRRI.

Time: May 15, 2020, 12:00 PM India.

<https://us04web.zoom.us/j/71422765273?pwd=UUpFVG1zV0JjSytrdTl0aE5BcGoyQT09>

Meeting ID: 714 2276 5273

Password: CDCRI

No of students participated: 23

The Zoom logo, consisting of the word "zoom" in white lowercase letters on a blue square background.

**Join our Cloud HD Video Meeting
now**

Zoom is the leader in modern enter...
us04web.zoom.us

Manjiri Honap is inviting you to a scheduled
Zoom meeting.

Topic: CRRI- CLINICAL POSTING -
RESTORATIVE CASE DISCUSSION

Time: May 15, 2020 12:00 PM India

Join Zoom Meeting

<https://us04web.zoom.us>

[/j/71422765273?pwd=](https://us04web.zoom.us/j/71422765273?pwd=UUUpFVG1zV0JjSytrdTl0aE5BcGoyQT09)

[UUUpFVG1zV0JjSytrdTl0aE5BcGoyQT09](https://us04web.zoom.us/j/71422765273?pwd=UUUpFVG1zV0JjSytrdTl0aE5BcGoyQT09)

Meeting ID: **714 2276 5273**

Password: CDCRI

11:39 am

Recording...

Speaker View

Find a participant

Manjiri Honap (Host, me)

Harini Karunakaran

sankar vishwanath

Anupama R

Dakshin D

Deepti JV

Dr Sreeram SR

Geerthana Janakiraman

Iswarya srinivasan

kaaviya c

Kokila S K

Madhu Vathani R

Manu Unnikrishnan

Naresh Boobalan

Invite

Mute All

Unmute All

Iswarya srinivasan

Manjiri Honap

Harini Karunaka...

Senthil Kuma...

Revathy

Geerthana Ja...

Madhu Vathani R

Anupama R

Yashini Thanika...

Naresh Boob...

Deepti JV

Dr Sreeram SR

Kokila S K

kaaviya c

Aswath 111

Dakshin D

Manu Unnikrish...

Shwetha Ramac...

Sesha Hari R...

sankar.vishwana...

Unmute

Stop Video

Security

Participants 20

Chat

Share Screen

Pause/Stop Recording

Reactions

End

Table of contents

Need for Remembrance of individually owned work

Challenges based on medical work experience

Personal Case

Challenges post work experience

Add challenges

Challenging post work experience

Assessment

Post work preparation

Challenges post work

Discussion of post work

Post work - individual work

Case post

Challenges based on post work experience

Personal Case

Challenges post work experience

Add challenges

Challenging post work experience

Assessment

Post work preparation

Challenges post work

Discussion of post work

Post work - individual work

Type here to search

ENG

12:03

15-05-2020

Recording... Speaker View

Participants (21)

Find a participant

Restore Endodontically Treated Teeth ?

- Compromised structural integrity
- Changes in dentin physical characteristics and moisture loss
- Esthetic considerations
- Biomechanical changes

Iswarya srinivasan

Manjiri Honap

Harini Karunaka...

Senthil Kuma...

Revathy

Geerthana Ja...

Madhu Vathani R

Anupama R

Yashini Thanika...

Nareesh Boob...

Deepti JV

Dr Sreeram SR

Kokila S K

kaaviya c

Aswath 111

Dakshin D

Manu Unnikrish...

Shwetha Ramac...

Sesha Hari R...

sankar vishwana...

Mute Stop Video Security Participants Chat Share Screen Pause/Stop Recording Reactions End

Manjiri Honap (Host, me)

Harini Karunakaran

sankar vishwanath

Anupama R

Dakshin D

Deepti JV

Dr Sreeram SR

Geerthana Janakiraman

Iswarya srinivasan

kaaviya c

Kokila S K

Madhu Vathani R

Manu Unnikrishnan

Nareesh Boobalan

Invite Mute All Unmute All

Type here to search

12:05 15-05-2020

Recording... ||

Speaker View

Find a participant

Participants (22)

IS Iswarya srinivasan

kaaviya c

Kokila S K

MV Madhu Vathani R

MU Manu Unnikrishnan

Nareesh Boobalan

R Revathy

Sadasiva Kadandale

Senthil Kumar Kumarappan

S Sesha Hari Ram

SR Shwetha Ramachandran

S Srividhya Srinivasan

YT Yashini Thanikachalam

A Aswath 111

Residual tooth structure remaining:

Amount of Residual tooth structure Ingrid peroz classification 2005:

Class I-II
There is a cavity with remaining

Class IV
One cavity wall remaining

Post Core
Definitive restoration

No Adhesive
Any

Fiber
Adhesive
Crown

Fiber/metal
Adhesive/cast
Only/crown

Unmute

Kokila S K

Manu Unnikrish...

Shwetha Ramac...

Harini Karunaka...

Manjini Honap

Revathy

Geethana Ja...

Madhu Vathani R

Anupama R

Yashini Thanika...

Nareesh Boob...

Deepti JV

Dr Sreeram SR

Dakshin D

Aswath 111

Sankar Vishwana...

Sesha Hari R...

Mute Stop Video Security Participants Chat Share Screen Pause/Stop Recording Reactions End

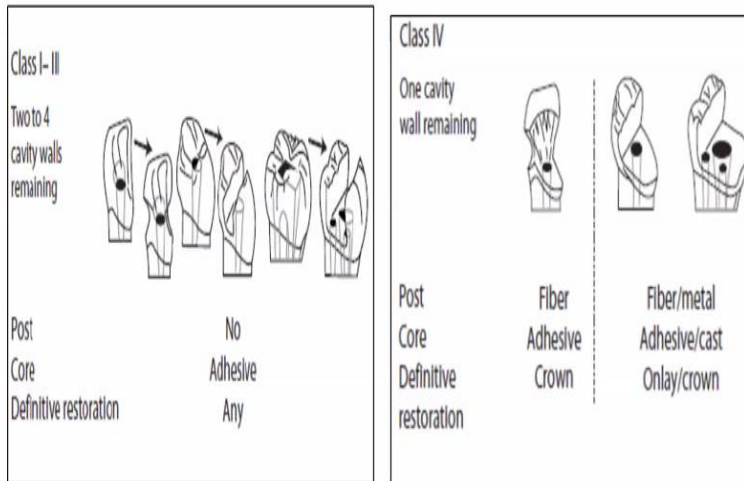
Type here to search

12:05 15-05-2020



Residual tooth structure remaining:

Amount of Residual tooth structure Ingrid peroz classification 2005:



4

Iswarya srinivasan



Manjiri Honap

Harini Karunaka...



Senthil Kuma...

Revathy

Participants (22)

Find a participant

- IS Iswarya srinivasan
- kaaviya c
- Kokila S K
- MV Madhu Vathani R
- MU Manu Unnikrishnan
- Naresh Boobalan
- R Revathy
- Sadasiva Kadandale
- Senthil Kumar Kumarappan
- S Sesha Hari Ram
- SR Shwetha Ramachandran
- S Srividhya Srinivasan
- YT Yashini Thanikachalam
- A Aswath 111

Invite

Mute All

Unmute All

...



Mute



Stop Video



Security



Participants



Chat



Share Screen



Pause/Stop Recording



Reactions

End



Type here to search

12:05
15-05-2020

Recording... Speaker View

Participants (22)

Find a participant

Iswarya srinivasan
kaaviya c
Kokila S K
Madhu Vathani R
Manu Unnikrishnan
Naresh Boobalan
Revathy
Sadasiva Kadandale
Senthil Kumar Kumarappan
Sesha Hari Ram
Shwetha Ramachandran
Srividhya Srinivasan
Yashini Thanikachalam
Aswath 111

Naresh Boob...
Manjiri Honap
Iswarya srinivasan
Harini Karunaka...
Deepti JV
Senthil Kuma...
Dr Sreeram SR
Kokila S K
kaaviya c
Revathy
Aswath 111
Geerthana Ja...
Dakshin D
Manu Unnikrish...
Madhu Vathani R
Anupama R
Shwetha Ramac...
Yashini Thanika...
Sesha Hari R...
sankarivishwana...
Sadasiva Ka...
Srividhya Sri...

Mute Stop Video Security Participants Chat Share Screen Pause/Stop Recording Reactions End

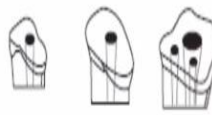
Type here to search

12:05 15-05-2020

Recording... Speaker View

Ingrid peroz classification 2005

Class V
No cavity walls remaining



Post
Core
Definitive restoration

Fiber/metal
Adhesive/cast
Crown

Class 0 (no post – composite core build-up)

Class 1 (fibre post)

Class 2 (pre-restorative procedures are needed : orthodontic extrusion or crown lengthening)

Class 3 (gold cast post)

Class 4 (extraction)

5

Participants (22)

Find a participant

- IS Iswarya srinivasan
- kaaviya c
- Kokila S K
- MV Madhu Vathani R
- MU Manu Unnikrishnan
- Nareish Boobalan
- R Revathy
- Sadasiva Kadandale
- Senthil Kumar Kumarappan
- S Sessa Hari Ram
- SR Shwetha Ramachandran
- S Srividhya Srinivasan
- YT Yashini Thanikachalam
- A Aswath 111

Mute Stop Video Security Participants Chat Share Screen Pause/Stop Recording Reactions

End

Invite Mute All Unmute All

12:06 15-05-2020

Recording...

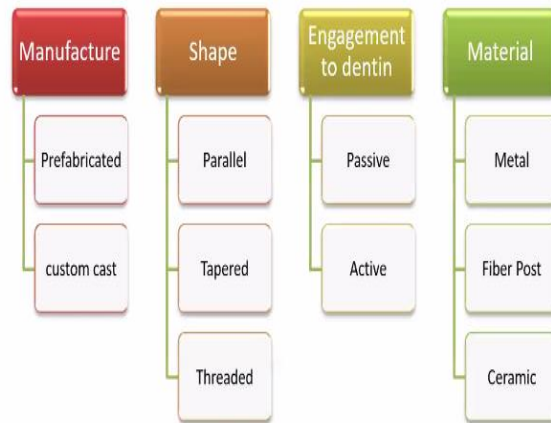
Speaker View

Participants (22)

Find a participant

Restorative Treatment Planning

Classification:



7

Iswarya srinivasan

Manjiri Honap

Harini Karunaka...

Naresh Boob...

Deepti JV

- IS Iswarya srinivasan
- kaaviya c
- Kokila S K
- MV Madhu Vathani R
- MU Manu Unnikrishnan
- Naresh Boobalan
- R Revathy
- Sadasiva Kadandale
- Senthil Kumar Kumarappan
- S Sesha Hari Ram
- SR Shwetha Ramachandran
- S Srividhya Srinivasan
- YT Yashini Thanikachalam
- A Aswath 111

Mute

Stop Video

Security

Participants 22

Chat

Share Screen

Pause/Stop Recording

Reactions

End

Invite

Mute All

Unmute All

Type here to search



12:07

15-05-2020

Recording...

Speaker View

Restorative Treatment Planning

Classification:

```
graph TD; Manufacture[Manufacture] --> Prefabricated[Prefabricated]; Manufacture --> custom_cast[custom cast]; Shape[Shape] --> Parallel[Parallel]; Shape --> Tapered[Tapered]; Shape --> Threaded[Threaded]; Engagement[Engagement to dentin] --> Passive[Passive]; Engagement --> Active[Active]; Material[Material] --> Metal[Metal]; Material --> Fiber_Post[Fiber Post]; Material --> Ceramic[Ceramic];
```

7

Participants (22)

Find a participant

- Manjiri Honap (Host, me)
- HK Harini Karunakaran
- sankar vishwanath
- Anupama R
- DD Dakshin D
- DJ Deepti JV
- DS Dr Sreeram SR
- Geerthana Janakiraman
- IS Iswarya srinivasan
- kaaviya c
- Kokila S K
- MV Madhu Vathani R
- MU Manu Unnikrishnan
- Naresh Boobalan

Mute Stop Video Security Participants Chat Share Screen Pause/Stop Recording Reactions End

Invite Mute All Unmute All

Type here to search

12:07 15-05-2020 ENG



Participants (22)

Find a participant

- Manjiri Honap (Host, me)
- HK Harini Karunakaran
- sankar vishwanath
- Anupama R
- DD Dakshin D
- DJ Deepti JV
- DS Dr Sreeram SR
- Geerthana Janakiraman
- IS Iswarya srinivasan
- kaaviya c
- Kokila S K
- MV Madhu Vathani R
- MU Manu Unnikrishnan
- Nareesh Boobalan



Iswarya srinivasan	Manjiri Honap	Harini Karunaka...	Senthil Kuma...	Revathy
Geerthana Ja...	Madhu Vathani R	Anupama R	Yashini Thanika...	Nareesh Boob...
Deepti JV	Dr Sreeram SR	Kokila S K	kaaviya c	Aswath 111
Dakshin D	Manu Unnikrish...	Shwetha Ramac...	Sesha Hari R...	sankarivishwana...
Srividhya Sri...	Sadasiva Ka...			

End

Invite Mute All Unmute All

Participants (22)

Find a participant

Manjiri Honap (Host, me)

HK Harini Karunakaran

sankar vishwanath

Anupama R

DD Dakshin D

DJ Deepti JV

Unmute

More >

DS Dr Sreeram SR

Geerthana Janakiraman

IS Iswarya srinivasan

kaaviya c

Kokila S K

MV Madhu Vathani R

MU Manu Unnikrishnan

Naresh Boobalan

R Revathy

Invite

Mute All

Unmute All

...

Type here to search



12:08
15-05-2020


Participants (22)



Find a participant

 Geerthana Janakiraman



 Iswarya srinivasan




 kaaviya c




 Kokila S K




 Madhu Vathani R



 Manu Unnikrishnan




 Naresh Boobalan



 Revathy



 Sadasiva Kadandale



 Senthil Kumar Kumarappan



 Seshia Hari Ram



 Shwetha Ramachandran



 Sridvidhya Srinivasan



 Yashini Thanikachalam



 Aswath 111



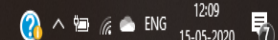
Invite

Mute All

Unmute All



Type here to search



12:09
15-05-2020



Speaker View

Participants (22)

Factors affecting GP removal:

Removal of Gutta percha/Sealer

- Immediate removal---Significant leakage (Dickey et al 1982)
- Delayed removal---More leakage (Portell1982)
- No difference between immediate or delayed (Bourgeois et al 1981, Madison et al 1984)
- Well compacted GP can be safely removed immediately after obturation

Sealers:

Zinc oxide Eugenol- Radical scavenger- inhibit polymerization (delay post luting for one week)

Resin based sealers- AH plus- no effect on bonding

Medicament:

Calcium hydroxide intra canal medicament- no effect on bonding (Erbus et al)

9

Iswarya srinivasan

Manjiri Honap

Harini Karunaka...

Senthil Kuma...

Revathy

Naresh Boob...

Deepti JV

Dr Sreeram SR

Kokila S K

kaaviya c



Mute



Stop Video



Security



Participants



Chat



Share Screen



Pause/Stop Recording



Reactions

End

Invite

Mute All

Unmute All

...



Type here to search



Recording... || ■

Speaker View


Armamentarium



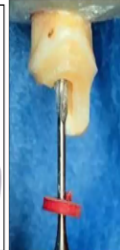
Peeso Reamers



Contra angle hand piece



Lentulo spiral



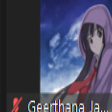
- Remove any undercuts in the canal
- Slightly flare the orifice
- No undercuts internally or externally
- Eliminate any sharp angles in the preparation
- Keep the axial walls parallel or slightly tapered

10

Aswath 111

A

Geethana Ja...



Dakshin D

Manu Unnikrish...

/

/

Madhu Vathani R

Anupama R

/

/

Shwetha Ramac...

Yashini Thanika...

/

/

Sesha Hari R...

sankarivishwana...

/

/



Mute



Stop Video



Security



Participants 22



Chat



Share Screen



Pause/Stop Recording



Reactions

End

Invite

Mute All

Unmute All

...

Participants (22)

Find a participant

- | | | | |
|--------------------------|--------------------------|---|---|
| IS | Iswarya srinivasan | / | / |
| kaaviya c | kaaviya c | / | / |
| Kokila S K | Kokila S K | / | / |
| MV | Madhu Vathani R | / | / |
| MU | Manu Unnikrishnan | / | / |
| Naresh Boobalan | Naresh Boobalan | / | / |
| R | Revathy | / | / |
| Sadasiva Kadandale | Sadasiva Kadandale | / | / |
| Senthil Kumar Kumarappan | Senthil Kumar Kumarappan | / | / |
| S | Sesha Hari Ram | / | / |
| SR | Shwetha Ramachandran | / | / |
| S | Srividhya Srinivasan | / | / |
| YT | Yashini Thanikachalam | / | / |
| A | Aswath 111 | / | / |

Invite

Mute All

Unmute All

...

Type here to search



Recording...

Speaker View

Find a participant

IS Iswarya srinivasan

kaaviya c

Kokila S K

MV Madhu Vathani R

MU Manu Unnikrishnan

Naresh Boobalan

R Revathy

Sadasiva Kadandale

Senthil Kumar Kumarappan

S Sesha Hari Ram

SR Shwetha Ramachandran


S Srividhya Srinivasan

YT Yashini Thanikachalam


A Aswath 111

Armamentarium


1 2 3 4 5 6




Peeso Reamers

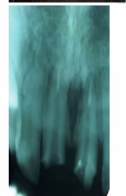


Contra angle hand piece



Lentulo spiral





- Remove any undercuts in the canal
- Slightly flare the orifice
- No undercuts internally or externally
- Eliminate any sharp angles in the preparation
- Keep the axial walls parallel or slightly tapered

Dakshin D

Manu Unnikrish...

Madhu Vathani R

Anupama R

Shwetha Ramac...

Yashini Thanika...

S Sesha Hari R...

sankarivishwana...

S Srividhya Sri...

Sadasiva Ka...

Mute Stop Video

Security Participants Chat Share Screen Pause/Stop Recording Reactions

End

Invite Mute All Unmute All

Type here to search

12:10 15-05-2020



Post space preparation –Factors affecting:

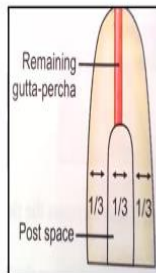
Post Length:

Equal to length of the crown. (Rosenberg et al 1971)

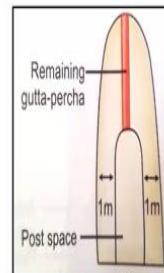
Peaso size no 3. (Tilk and Goodacre 1995)

5mm of Gutta percha apically –Apical Seal. (Goodacre 1995)

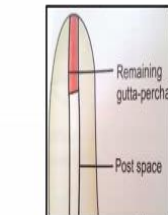
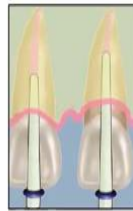
Post Diameter:



Proportionist-Stern and Hirshfield



Preservationist-Halle E.B 1984



Conservationist-Pilo; Tamse

Iswarya srinivasan



Manjiri Honap

Harini Karunaka...



Senthil Kuma...

Revathy



Naresh Boob...

Deepti JV



Dr Sreeram SR



Kokila S K



kaaviya c

Participants (22)

Find a participant

- IS Iswarya srinivasan
- kaaviya c
- Kokila S K
- MV Madhu Vathani R
- MU Manu Unnikrishnan
- Naresh Boobalan
- R Revathy
- Sadasiva Kadandale
- Senthil Kumar Kumarappan
- S Sesha Hari Ram
- SR Shwetha Ramachandran
- S Srividhya Srinivasan
- YT Yashini Thanikachalam
- A Aswath 111



Mute



Stop Video



Security



Participants 22



Chat



Share Screen



Pause/Stop Recording



Reactions

End

Invite

Mute All

Unmute All

...



Type here to search



12:11

15-05-2020



Recording...

Speaker View

Post space preparation –Factors affecting:

Post Length:

Equal to length of the crown. (Rosenberg et al 1971)
Peaso size no 3. (Tilk and Goodacre 1995)
5mm of Gutta percha apically –Apical Seal. (Goodacre 1995)

Post Diameter:

Remaining gutta-percha
Post space
1/3 1/3

Proportionist-Stern and Hirshfield

Remaining gutta-percha
Post space
1m 1m

Preservationist-Halle E.B 1984

Remaining gutta-percha
Post space

Conservationist-Pilo,Tamse

Iswarya srinivasan

Manjiri Honap

Harini Karunaka...

Senthil Kuma...

Revathy

Naresh Boob...

Deepti JV

Dr Sreeram SR

Kokila S K

kaaviya c

Manjiri Honap (Host, me)

Harini Karunakaran

sankar vishwanath

Anupama R

Dakshin D

Deepti JV

Dr Sreeram SR

Geerthana Janakiraman

Iswarya srinivasan

kaaviya c

Kokila S K

Madhu Vathani R

Manu Unnikrishnan

Naresh Boobalan

Mute Stop Video Security Participants Chat Share Screen Pause/Stop Recording Reactions

End

Invite Mute All Unmute All

Type here to search

12:12 15-05-2020

Recording... Speaker View

Iswarya srinivasan	Manjiri Honap	Harini Karunaka...	Senthil Kuma...	Revathy
Manoj's iPho...	Geerthana Ja...	Madhu Vathani R	Anupama R	Yashini Thanika...
Nareesh Boob...	Deepti JV	Dr Sreeram SR	Kokila S K	kaaviya c
Aswath 111	Dakshin D	Manu Unnikrish...	Shwetha Ramac...	Sesha Hari R...
	sankarivishwana...	Srividhya Sri...	Sadasiva Ka...	

Aswath 111

Share Screen

End

Participants (23)

Find a participant

- Manjiri Honap (Host, me)
- HK Harini Karunakaran
- sankar vishwanath
- Anupama R
- DD Dakshin D
- DJ Deepti JV
- DS Dr Sreeram SR
- Geerthana Janakiraman
- IS Iswarya srinivasan
- kaaviya c
- Kokila S K
- MV Madhu Vathani R
- MI Manoj's iPhone
- MU Manu Unnikrishnan

Invite Mute All Unmute All ...

Find a participant

- Manjiri Honap (Host, me)
- HK Harini Karunakaran
- sankar vishwanath
- Anupama R
- DD Dakshin D
- DJ Deepti JV
- DS Dr Sreeram SR
- Geerthana Janakiraman
- IS Iswarya srinivasan
- kaaviya c
- Kokila S K
- MV Madhu Vathani R
- MI Manoj's iPhone
- MU Manu Unnikrishnan

Invite Mute All Unmute All ...

Manoj's iPho...

Manjiri Honap

Iswarya srinivasan

Harini Karunaka...

Senthil Kuma...

Revathy

Geerthana Ja...

Madhu Vathani R

Anupama R

Yashini Thanika...

Nareesh Boob...

Deepti JV

Dr Sreeram SR

Kokila S K

kaaviya c

Aswath 111

Dakshin D

Manu Unnikrish...

Shwetha Ramac...

Sesha Hari R...

sankar vishwana...

Srividhya Sri...

Sadasiva Ka...

Mute

Stop Video

Security

Participants 23

Chat

Share Screen

Pause/Stop Recording

Reactions

End



Type here to search



12:13

15-05-2020



Zoom Meeting 40-Minutes

You are viewing Harini Karunakaran's screen

View Options

Recording... Speaker View

Manoj's iPho... Manjiri Honap Iswarya srinivasan Harini Karunaka... Senthil Kuma...

Revathy Geerthana Ja... Madhu Vathani R Anupama R Yashini Thanika...

Naresh Boob... Deepti JV Dr Sreeram SR Kokila S K kaaviya c

Aswath 111 Dakshin D Manu Unnikrish... Shwetha Ramac... S

sankarishwana... Srividhya Sri... Sadasiva Ka...

Mute Stop Video Security Participants Chat Share Screen Pause/Stop Recording Reactions End

Type here to search

Participants (23)

Find a participant

- kaaviya c
- Kokila S K
- Madhu Vathani R
- Manoj's iPhone
- Manu Unnikrishnan
- Naresh Boobalan
- Revathy
- Sadasiva Kadandale
- Senthil Kumar Kumarappan
- Sesha Hari Ram
- Shwetha Ramachandran
- Srividhya Srinivasan
- Yashini Thanikachalam
- Aswath 111

Invite Mute All Unmute All

Clinical criteria	Cast post	Fiber post	Prefabricated threaded post
Indications	Anterior tooth, Rarely posterior tooth, Tapered canals, Angulation of canals need changing	Ant, posterior teeth, Esthetics Strict isolation followed.	Mostly posterior teeth,(molars), Ease of placement,single appointment
Contraindications	Minimum tooth loss, Short, thin roots Flared canals, Esthetics	Excessive tooth loss Isolation difficult Deep bite Parafuction habits	Tooth with minimal root dentin (weakened dentin)surrounding the walls, Retreatment tooth
Advantages	High strength ♦ Minimal alteration of canal anatomy ♦ Fits to canal shape as it is customised ♦ Core is an integral part of the post ♦ Change in core angulation possible	MOE similar to dentin Stengthens and reinforces tooth structure	Highly retentive, Single appointment Not technique sensitive Available in various sizes
Disadvantages	Painstaking procedure ♦ Multiple visits, additional cost involved ♦ Unesthetic appearance ♦ Temporization is difficult	Strict adhesion protocols need followed. Technique sensitive	Threaded into root dentin Improper placement-perforations, crack formation,root fracture,

Speaker View

Participants (23)

Find a participant

- Kokila S K
- MV Madhu Vathani R
- MI Manoj's iPhone
- MU Manu Unnikrishnan
- Naresh Boobalan
- R Revathy
- Sadasiva Kadandale
- sankar vishwanath
- Senthil Kumar Kumarappan
- S Sessa Hari Ram
- SR Shwetha Ramachandran
- S Srividhya Srinivasan
- YT Yashini Thanikachalam
- A Aswath 111

Manoj's iPho...

Manjiri Honap

Naresh Boob...

Iswarya srinivasan

Harini Karunaka...

Mute

Stop Video

Security

Participants 23

Chat

Share Screen

Pause/Stop Recording

Reactions

End

Invite

Mute All

Unmute All

...

Type here to search

ENG

12:14
15-05-2020

Recording...

Speaker View

Clinical criteria	Cast post	Fiber post	Prefabricated threaded post
Indications	Anterior tooth, Rarely posterior tooth, Tapered canals, Angulation of canals need changing	Ant. posterior teeth, Esthetics Strict isolation followed.	Mostly posterior teeth,(molars), Ease of placement,single appointment
Contraindications	Minimum tooth loss, Short, thin roots Flared canals, Esthetics	Excessive tooth loss Isolation difficult Deep bite Parafunction habits	Tooth with minimal root dentin (weakened dentin)surrounding the walls, Retreatment tooth
Advantages	High strength ♦ Minimal alteration of canal anatomy ♦ Fits to canal shape as it is customised ♦ Core is an integral part of the post ♦ Change in core angulation possible	MOE similar to dentin Stengthens and reinforces tooth structure	Highly retentive, Single appointment Not technique sensitive Available in various sizes
Disadvantages	Painstaking procedure ♦ Multiple visits, additional cost involved ♦ Unesthetic appearance ♦ Temporization is difficult	Strict adhesion protocols need followed. Technique sensitive	Threaded into root dentin Improper placement-perforations, crack formation,root fracture,

Unmute

Manoj's iPho...

Manjiri Honap

Iswarya srinivasan

Harini Karunaka...

Narash Boob...

Participants (22)

Find a participant

kaaviya c

Kokila S K

Madhu Vathani R

Manoj's iPhone

Narash Boobalan

Revathy

Sadasiva Kadandale

sankar vishwanath

Senthil Kumar Kumarappan

Sesha Hari Ram

Shwetha Ramachandran

Srividhya Srinivasan

Yashini Thanikachalam

Aswath 111

Invite

Mute All

Unmute All

Mute Stop Video

Security

Participants 22

Chat

Share Screen

Pause/Stop Recording

Reactions

End

Type here to search

12:16

15-05-2020

Recording...

Speaker View

Participants (22)

Find a participant

kaaviya c

Kokila S K

MV Madhu Vathani R

MI Manoj's iPhone

Naresh Boobalan

R Revathy

Sadasiva Kadandale

sankar vishwanath

Senthil Kumar Kumarappan

S Sesa Hari Ram

SR Shwetha Ramachandran

S Srividhya Srinivasan

YT Yashini Thanikachalam

A Aswath 111

Manoj's iPho...

Manjiri Honap...

Naresh Boob...

Iswarya srinivasan

Harini Karunaka...

Deepti JV

Senthil Kuma...

Dr Sreeram SR

Kokila S K

kaaviya c

Revathy

Aswath 111

Geerthana Ja...

Dakshin D

Madhu Vathani R

Anupama R

Shwetha Ramac...

Yashini Thanika...

Sesha Hari R...

sankar vishw...

Srividhya Sri...

Sadasiva Ka...

Mute Stop Video Security Participants Chat Share Screen Pause/Stop Recording Reactions End

Invite Mute All Unmute All ...

Type here to search

12:16 15-05-2020

Recording...

Clinical criteria	Cast post	Fiber post	Prefabricated threaded post
Retention and resistance form	Axial walls parallel No undercuts Ferrule effect	Micromechanical bonding	Threads, Serrations make post more retentive
Core	Core integral part of post-Excellent retention	core of GIC/composite resin/ –this junction is a weak point	core of Amalgam/GIC/composite resin/ –this junction is a weak point
Post space treatment	Diamond grit abrasive(Gomes et al), NaOCl rinse, Final rinse with saline	Diamond grit abrasive(Gomes et al),17% EDTA PUI,<1min), Final rinse with chlorhexidine 2% (Abbot et al)	NaOCl rinse followed by copious saline irrigation
Surface treatment of post and tooth	Sand blasting	Tooth- Etched with 37% phosphoric acid, Bonding agent applied. Post- Etched with phosphoric acid, Silane treatment.	-
Luting cement/ Lentulo spiral	Gic, Zinc phosphate, zinc polycarboxylate Vent – to prevent hydrostatic pressure	Resin cement- Dual cure. Total etch, Self etch adhesives self adhesives- Rely x unicem, Maxcem.(No etching,no adhesive),light cured	Gic

Manoj's iPho...

Manjiri Honap

Iswarya srinivasan

Harini Karunaka...

Naresh Boob...

Participants (23)

Find a participant

- Manjiri Honap (Host, me)
- HK Harini Karunakaran
- Anupama R
- DD Dakshin D
- DJ Deepti JV
- DS Dr Sreeram SR
- Geerthana Janakiraman
- IS Iswarya srinivasan
- kaaviya c
- Kokila S K
- MV Madhu Vathani R
- MI Manoj's iPhone
- MU Manu Unnikrishnan
- Naresh Boobalan

Invite

Mute All

Unmute All

...



Type here to search

12:19
15-05-2020

Recording...

Speaker View

Clinical criteria	Cast post	Fiber post	Prefabricated threaded post
Retention and resistance form	Axial walls parallel No undercuts Ferrule effect	Micromechanical bonding	Threads, Serrations make post more retentive
Core	Core integral part of post-Excellent retention	core of GIC/composite resin/ -this junction is a weak point	core of Amalgam/GIC/composite resin/ -this junction is a weak point
Post space treatment	Diamond grit abrasive(Gomes et al), NaOcl rinse, Final rinse with saline	Diamond grit abrasive(Gomes et al),17% EDTA PUI,(<1 min), Final rinse with chlorhexidine 2% (Abbot et al)	NaOcl rinse followed by copious saline irrigation
Surface treatment of post and tooth	Sand blasting	Tooth- Etched with 37% phosphoric acid, Bonding agent applied. Post- Etched with phosphoric acid, Silane treatment.	-
Luting cement/ Lentulo spiral	Gic, Zinc phosphate, zinc polycarboxylate Vent - to prevent hydrostatic pressure	Resin cement- Dual cure. Total etch, Self etch adhesives self adhesives- Rely x unicem, Maxcem.(No etching,no adhesive),light cured	Gic

Unmute

Manoj's iPho...

Manjiri Honap

Iswarya srinivasan

Harini Karunaka...

Naresh Boob...

Participants (23)

Find a participant

Kokila S K

MV Madhu Vathani R

MI Manoj's iPhone

MU Manu Unnikrishnan

Naresh Boobalan

R Revathy

Sadasiva Kadandale

sankar vishwanath

Senthil Kumar Kumarappan

S Sesha Hari Ram

SR Shwetha Ramachandran

S Srividhya Srinivasan

YT Yashini Thanikachalam

A Aswath 111

Invite

Mute All

Unmute All

...

Mute

Stop Video

Security

Participants 23

Chat

Share Screen

Pause/Stop Recording

Reactions

End

Type here to search

12:20
15-05-2020

Recording... Speaker View

Clinical criteria	Cast post	Fiber post	Prefabricated threaded post
Retention and resistance form	Axial walls parallel No undercuts Ferrule effect	Micromechanical bonding	Threads, Serrations make post more retentive
Core	Core integral part of post-Excellent retention	core of GIC/composite resin/ -this junction is a weak point	core of Amalgam/GIC/composite resin/ -this junction is a weak point
Post space treatment	Diamond grit abrasive(Gomes et al), NaOCl rinse, Final rinse with saline	Diamond grit abrasive(Gomes et al), 17% EDTA PUI, (<1min), Final rinse with chlorhexidine 2% (Abbot et al)	NaOCl rinse followed by copious saline irrigation
Surface treatment of post and tooth	Sand blasting	Tooth- Etched with 37% phosphoric acid, Bonding agent applied. Post- Etched with phosphoric acid, Silane treatment.	-
Luting cement/ Lentulo spiral	Gic, Zinc phosphate, zinc polycarboxylate Vent - to prevent hydrostatic pressure	Resin cement- Dual cure. Total etch, Self etch adhesives self adhesives- Rely x unicem, Maxcem.(No etching, no adhesive), light cured	Gic

Manoj's iPho...
Manjiri Honap
Iswarya srinivasan
Harini Karunaka...
Naresh Boob...

Mute Stop Video Security Participants Chat Share Screen Pause/Stop Recording Reactions End

Participants (23)

Find a participant

- MV Madhu Vathani R
- MI Manoj's iPhone
- MU Manu Unnikrishnan
- Naresh Boobalan
- R Revathy
- Sadasiva Kadandale
- sankar vishwanath
- Senthil Kumar Kumarappan
- S Sesha Hari Ram
- SR Shwetha Ramachandran
- S Srividhya Srinivasan
- YT Yashini Thanikachalam
- Anupama R
- A Aswath 111

Invite Mute All Unmute All ...

Type here to search





Participants (23)

Find a participant

- Kokila S K
- MV Madhu Vathani R
- MI Manoj's iPhone
- MU Manu Unnikrishnan
- Naresh Boobalan
- R Revathy
- Sadasiva Kadandale
- sankar vishwanath
- Senthil Kumar Kumarappan
- S Seshu Hari Ram
- SR Shwetha Ramachandran
- S Srividhya Srinivasan
- YT Yashini Thanikachalam
- A Aswath 111

3D ferrule

Juloski J, Radovic I, Goracci C, Vulicevic ZR, Ferrari M. Ferrule effect: A literature review. J Endod 2012;

DENTIN HEIGHT: MINIMUM AXIAL HEIGHT THAT IS REQUIRED RANGES BETWEEN 1.5 – 2.5 mm OF TOOTH STRUC

- **DENTIN GIRTH:** THE DENTIN THICKNESS BET THE FINISH LINE ON THE EXTERNAL TOOTH SURFACE TO THE INNER WALL OF THE ACCESS
- **TOTAL OCCLUSAL CONVERGENCE/ NET TAPER:** TOTAL DRAW OF THE TWO OPPOSING AXIAL WALLS OF THE PCD OF THE PREPARED
- A NET TAPER OR TOC OF 10 DEGREES REQUIRES 3 mm OF VERTICAL FERRULE HEIGHT;
A TOC OF 20 DEGREES REQUIRES 4 mm OF VERTICAL FERRULE

Ferrule walls almost parallel

Minimum thickness = 1 mm

In most cases only a portion of a ferrule will be close enough to parallel to be effective

20

Tooth preparation done in 11.

Cast post cementation done in 11.

Manoj's iPho...

Manjiri Honap

Iswarya srinivasan

Harini Karunaka...

Naresh Boob...



Mute



Stop Video



Security



Participants



Chat



Share Screen



Pause/Stop Recording



Reactions

End

Invite

Mute All

Unmute All

...



Type here to search

12:23
15-05-2020

Recording...

Speaker View

Participants (23)

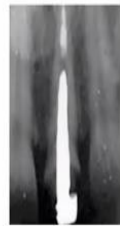
cast post:



Wax pattern fabrication done in 11.



Cast post cementation done in 11.



Cast post cementation done in 11.



Metal ceramic crown cementation



Preoperative view showing fractured tooth in 11.



Post op

17

Manoj's iPho...

Manjiri Honap

Iswarya srinivasan

Harini Karunaka...

Naresh Boob...

Find a participant

- | Participant | Audio | Video |
|--------------------------|-------|-------|
| Kokila S K | ✗ | ✗ |
| MV Madhu Vathani R | ✗ | ✗ |
| MI Manoj's iPhone | ✗ | □ |
| MU Manu Unnikrishnan | ✗ | ✗ |
| Naresh Boobalan | ✗ | ✗ |
| R Revathy | ✗ | ✗ |
| Sadasiva Kadandale | ✗ | ✗ |
| sankar vishwanath | ✗ | ✗ |
| Senthil Kumar Kumarappan | ✗ | ✗ |
| S Sesha Hari Ram | ✗ | ✗ |
| SR Shwetha Ramachandran | ✗ | ✗ |
| S Srividhya Srinivasan | ✗ | ✗ |
| YT Yashini Thanikachalam | ✗ | ✗ |
| A Aswath 111 | ✗ | ✗ |

Invite

Mute All

Unmute All

...

Mute

Stop Video

Security

Participants

Chat

Share Screen

Pause/Stop Recording

Reactions

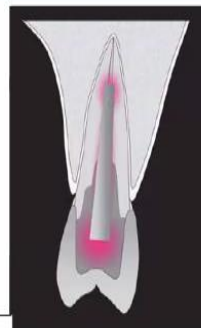
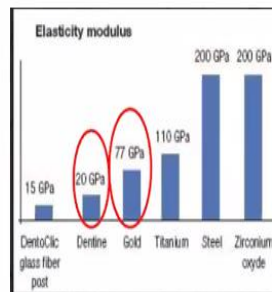
End

Type here to search

12:23
15-05-2020

Complications of post and core

- Wedging forces on the apical end of the root
- Highly rigid can predispose to fracture
- Difficult to retrieve
- MOE of cast post much higher than dentin.



18

Manoj's iPho...

Manjiri Honap

Iswarya srinivasan

Harini Karunaka...

Nareesh Boob...



Mute



Stop Video



Security



Participants



Chat



Share Screen



Pause/Stop Recording



Reactions

End

Invite

Mute All

Unmute All

...



Type here to search





















































































































































































































































































































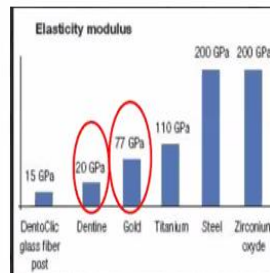
Participants (23)

Find a participant

- Manjiri Honap (Host, me)
- HK Harini Karunakaran
- Anupama R
- DD Dakshin D
- DJ Deepti JV
- DS Dr Sreeram SR
- Geerthana Janakiraman
- IS Iswarya srinivasan
- kaaviya c
- Kokila S K
- MV Madhu Vathani R
- MI Manoj's iPhone
- MU Manu Unnikrishnan
- Naresh Boobalan

Complications of post and core

- Wedging forces on the apical end of the root
- Highly rigid can predispose to fracture
- Difficult to retrieve
- MOE of cast post much higher than dentin.




18

Manoj's iPho...

Manjiri Honap

Iswarya srinivasan

Harini Karunaka...



Naresh Boob...



End

Invite

Mute All

Unmute All

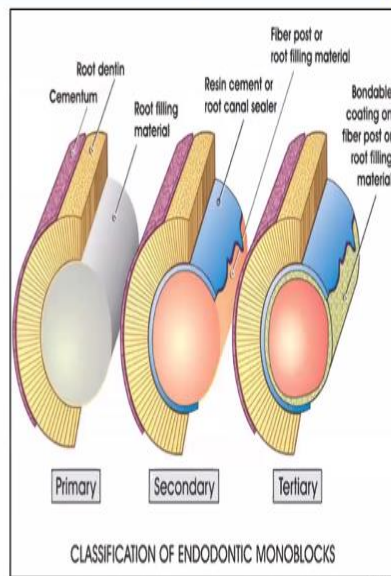
...

Type here to search

12:25
15-05-2020

Monoblock concept in Endodontics: Tay and Pashley

- The term Monoblock, literally meaning a **single unit**.
- It signifies a scenario where in the canal space is perfectly filled with a **gap-free, solid mass** that consists of different materials and interfaces with the purported advantages of simultaneously improving the seal and **fracture resistance** of the dentin.
- This gap free solid mass filling may imply either a **root canal obturating material** or a **post and core system**.



Participants (23)

Find a participant

- Manjiri Honap (Host, me)
- Harini Karunakaran
- Anupama R
- Dakshin D
- Deepti JV
- Dr Sreeram SR
- Geerthana Janakiraman
- Iswarya srinivasan
- kaaviya c
- Kokila S K
- Madhu Vathani R
- Manoj's iPhone
- Manu Unnikrishnan
- Naresh Boobalan

Invite Mute All Unmute All ...

Current concepts: Biomimetics (No post systems)

Definition: The emulation of the natural function and mechanics of teeth with materials that reproduce the function of enamel, dentin and the dentinoenamel junction.

Principle:

"Preserve the tooth structure and restore only when necessary"

- **Reinforced direct composite restoration**

- ☐ Short fiber reinforced composite material(SFRC)
- ☐ Ribbond

- **Partial bonded restorations**

- ☐ Ceramic/Composite inlays
- ☐ Ceramic /Composite onlays
- ☐ Occlusal veneers/ Table tops
- ☐ Endocrowns



Dr. Pascal Magne



Revathy

Aswath 111

Geerthana Ja...

Dakshin D

Madhu Vathani R



Unmute



Stop Video



Security



Participants 23



Chat



Share Screen



Pause/Stop Recording



Reactions

End

Invite

Mute All

Unmute All

...



Type here to search



12:33

15-05-2020

ENG



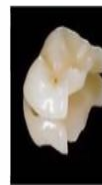
Remaining Meeting Time: 05:20 | Upgrade to Pro

Speaker View

Participants (23)

Ceramic /Composite Inlays, onlays and Occlusal veneers :

- Partial coverage restorations that works on adhesion principle
- Need good isolation
- Need circumferential enamel for bonding.
- Preservation of pericervical dentin dissipates the stresses
- Manufactured by CAD/CAM TECHNIQUES
- Lithium disilicate based restorations



Ceramic onlay



Occlusal veneers

Dent Mater. 2018 Apr;34(4):587-597. doi: 10.1016/j.dental.2018.01.004. Epub 2018 Jan 20.

Optimization of large MOD restorations: Composite resin inlays vs. short fiber-reinforced direct restorations.

Soares LM¹, Razeqy M², Magno P³.

27



Type here to search



Find a participant

	Manjiri Honap (Host, me)		
	Harini Karunakaran		
	Anupama R		
	Dakshin D		
	Deepti JV		
	Dr Sreeram SR		
	Geerthana Janakiraman		
	Iswarya srinivasan		
	kaaviya c		
	Kokila S K		
	Madhu Vathani R		
	Manoj's iPhone		
	Manu Unnikrishnan		
	Naresh Boobalan		

Invite Mute All Unmute All ...

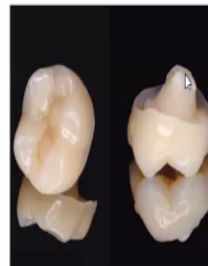


Remaining Meeting Time: 05:04 | Upgrade to Pro



Endocrowns :

- Partial coverage restorations that works on adhesion principle
- Endocrowns assemble the intraradicular post, the core, and the crown in one component thus representing Monoblock Restorations.
- **Macromechanical retention** – Internal portion of pulp chamber & cavity walls.
- **Micromechanical retention** – Adhesive cementation technique



Endocrown



28



Unmute



Stop Video



Security



Participants



Chat



Share Screen



Pause/Stop Recording



Reactions

End

Participants (23)

Find a participant

- | | | | |
|--|--------------------------|--|--|
| | Manjiri Honap (Host, me) | | |
| | Harini Karunakaran | | |
| | Anupama R | | |
| | Dakshin D | | |
| | Deepti JV | | |
| | Dr Sreeram SR | | |
| | Geerthana Janakiraman | | |
| | Iswarya srinivasan | | |
| | kaaviya c | | |
| | Kokila S K | | |
| | Madhu Vathani R | | |
| | Manoj's iPhone | | |
| | Manu Unnikrishnan | | |
| | Naresh Boobalan | | |

Invite

Mute All

Unmute All

...














Type here to search



12:34

15-05-2020



Manoj's iPhone	 Manjiri Honap	Iswarya srinivasan	Harini Karunaka...	Madhu Vathani R
 Senthil Kumar Ku...	Revathy	 Geerthana Janaki...	Yashini Thanika...	 Naresh Boobalan
Deepti JV	Dr Sreeram SR	 Kokila S K	 kaaviya c	 Aswath 111
Dakshin D	Shwetha Ramac...	 Sesha Hari Ram	 Srividhya Sriniva...	 Sadasiva Kadan...
Manu Unnikrish...		 sankar vishwanath		

- Manjiri Honap (Host, me)
- HK Harini Karunakaran
- MV Madhu Vathani R
- Naresh Boobalan
- kaaviya c
- DD Dakshin D
- DJ Deepti JV
- DS Dr Sreeram SR
- Geerthana Janakiraman
- IS Iswarya srinivasan
- Kokila S K
- MI Manoj's iPhone
- MU Manu Unnikrishnan
- R Revathy


Post removal systems:

Techniques for post removal :

- Ultrasonic vibration
- Rotosonic vibration
- Mechanical devices

Factors influencing post removal

- Operator judgment
- Training & Experience
- Technique & devices
- Post type - parallel/ tapered, active/ passive
- Cementing agent



24



Unmute



Stop Video



Security



Participants 23



Chat



Share Screen



Pause/Stop Recording



Reactions

End



Type here to search



12:32

15-05-2020

- Find a participant
- Manjiri Honap (Host, me)
 - HK Harini Karunakaran
 - Anupama R
 - DD Dakshin D
 - DJ Deepti JV
 - DS Dr Sreeram SR
 - Geerthana Janakiraman
 - IS Iswarya srinivasan
 - kaaviya c
 - Kokila S K
 - MV Madhu Vathani R
 - MI Manoj's iPhone
 - MU Manu Unnikrishnan
 - Naresh Boobalan

Department of conservative dentistry & endodontics

Attendance report

date:16.05.2020

Under graduate- presentation

Staffs:

Dr. Senthil Kumar. K

Dr. Sadasiva. K

Dr. Anupama. R

Dr. Manu Unnikrishnan

Dr. Manjiri Honap

Dr. Sreeram

Sadasiva Kadandale is inviting you to a scheduled Zoom meeting.

Topic: Interns & PG discussion

Time: May 16, 2020 01:00 PM Mumbai, Kolkata, New Delhi

Join Zoom Meeting

<https://us04web.zoom.us/j/72376340192?pwd=Sk1Xelk4bUczL1RIUVFFV1VQaUhGdz09>

Meeting ID: 723 7634 0192

Password: 0BaPHk

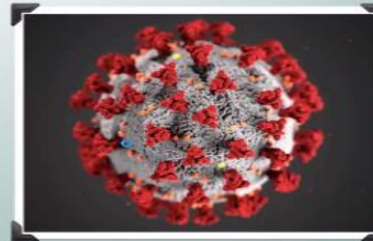
No. of participants:18



DENTAL PRACTICE DURING AND AFTER COVID 19



VS





[PPE Equipment](#) [Donning PPE](#) [OSHA PPE](#) [OSHA PPE Training](#) [PPE YouTube](#) [Donning and Removing PPE](#) [PPE Use](#) [Don and Doff PPE](#) [Donning and Doffing PPE](#) [PPE Note](#) [PPE Safety Video](#) [NIOSH PPE](#) [Unsafe PPE](#) [PPE Suit](#) 



Putting on
Personal Protective Equipment



Personal Protective Equipment (PPE) - Updated for 2013

 YouTube · 1,51,000+ views · 18-07-2013 · by GreyBruceHealthUnit

Close

Participants (18)

Search

YT Yashini Thanikachalam (me)  

 Revathy Parthasarathy (Host)  

 Anupama R  

A Aswath 111  

DD Dakshin D  

DJ Deepti JV  

 Dr Sreeram SR  

 Geerthana Janakiraman  

HK Harini Karunakaran  

Chat

Invite

Close

Participants (18)




HK Harini Karunakaran  

IS Ish Srinivasan  





 kaaviya c  

 Kokila S K  

MV Madhu Vathani R  

 Naresh Boobalan  

 Sadasiva Kadandale  

 sankar vishwanath   

S Sesha Hari Ram  

SR Shwetha Ramachandran  

Chat

Invite

