

CHETTINAD DENTAL COLLEGE AND RESEARCH INSTITUTE

DEPARTMENT OF PUBLIC HEALTH DENTISTRY

Reports of E-Discussions for Interns

Week 10 (01.06.2020 to 06.06.2020)

S.No	Date	Batch	Topic	Faculty	No. of students participated
1.	01-06-2020	Department, Poonjeri, E-block and Super speciality Interns, Post Graduates	Event on World No Tobacco Day	Dr. Jagannatha Dr. Nagappan Dr. Dilshad Banu	25
2	01-06-2020	Department, Poonjeri, E-block and Super speciality Interns, Post Graduates	Event on World No Tobacco Day	Dr. Jagannatha Dr. Nagappan Dr. Nagaland T Dr. Dilshad Banu Dr. Cyril Benedict	25
3	01-06-2020	Department, Poonjeri, E-block and Super speciality Interns, Post Graduates	Event on World No Tobacco Day- Post Graduates Ist year	Dr. Dilshad Banu	25
1	02-06-2020	Department, Poonjeri, E-block, Super speciality Interns, Post Graduates	Event on World No Tobacco Day	Dr. Jagannatha Dr. Nagappan Dr. Nagaland T Dr. Dilshad Banu Dr. Cyril Benedict	24

2	02-06-2020	Department, Poonjeri, E-block, Super speciality Interns, Post Graduates	Event on World No Tobacco Day	Dr. Jagannatha Dr. Nagappan Dr. Nagaland T Dr. Dilshad Banu Dr. Cyril Benedict	24
3	02-06-2020	Department, Poonjeri, E-block, Super speciality Interns and Final years, Post Graduates	Salivary Diagnostics- Prathusha, Clement and Krithika	Dr. Dilshad Banu	35
1	03-06-2020	Department, Poonjeri, E-block, Super speciality Interns, Post Graduates	Cardiac Implant Devices- Aarthya K	Dr. Jagannatha GV Dr. Nagaland T Dr. Dilshad Banu Dr. Cyril Benedict	23
2	03-06-2020	Department, Poonjeri, E-block, Super speciality Interns,	Electronic Devices- Shruthi P	Dr. Nagaland T Dr. Dilshad Banu Dr. Cyril Benedict	21
3	03-06-2020	Department, Poonjeri, E-block, Super speciality Interns and Final years, Post Graduates	Cardiac implant devices and dental management- Shruthi. S	Dr. Dilshad Banu	36
1	04-06-2020	Department, Poonjeri, E-block, Super speciality Interns, Post Graduates	Oil Pulling- Savitha	Dr. Jagannatha GV Dr. Nagaland T Dr. Dilshad Banu Dr. Cyril Benedict	23
2	04-06-2020	Department, Poonjeri, E-block, Super speciality Interns	Oil Pulling- Clement Solomon	Dr. Cyril Benedict Dr. Dilshad Banu	21

3	04-06-2020	Department, Poonjeri, E-block, Super speciality Interns, Post Graduates	Oil Pulling- Jeevan Joshua, Shanmadhy	Dr. Dilshad Banu	23
1	05-06-2020	Department, Poonjeri, E-block, Super speciality Interns, Post Graduates	Aids And Its Clinical Manifestation- Akansha Tini	Dr. Jagannatha GV Dr. Nagappan Dr. Nagaland T Dr. Dilshad Banu Dr. Cyril Benedict	23
2	05-06-2020	Department, Poonjeri, E-block, Super speciality Interns, Post Graduates	AIDS Oral Manifestations- Vignesh	Dr. Nagappan Dr. Nagaland T Dr. Dilshad Banu	23
3	05-06-2020	Department, Poonjeri, E-block, Super speciality Interns, Post Graduates	Anti-retroviral therapy, Pre exposure and post exposure prophylaxis and waste management- Haritha, Bhavana	Dr. Dilshad Banu	23
1	06-06-2020	Department, Poonjeri, E-block, Super speciality Interns, Post Graduates	Physiology of Pregnancy- Aswini Pregnancy and oral health- Keerthana M	Dr. Jagannatha GV Dr. Nagaland T Dr. Dilshad Banu	23
2	06-06-2020	Department, Poonjeri, E-block, Super speciality Interns, Post Graduates	Dental considerations in pregnancy- Sidhaarth	Dr. Nagappan Dr. Cyril Benedict Dr. Dilshad Banu	22

CHETTINAD DENTAL COLLEGE
DEPARTMENT OF PUBLIC HEALTH DENTISTRY
INTERNS SPECIAL EVENT –WORLD NO TOBACCO DAY

DATE: 01.06.2020

Staff present:-

1. Dr. Jagannatha G V (Faculty in charge)
2. Dr. Nagappan
3. Dr. Dilshad Banu

1st year PG students:

1. Dr. Sujatha Devi
2. Dr. Nivedhitha M

No of students posted in PHD: 24

No of students participated in discussion: 23

Department interns:-

Total No of students: 6

No of students present: 5

1. Akansha Tini. P
2. Keerthana S
3. Clement Solomon
4. Ilavarasi.K
5. Nandhini R

Absent:

1. Methaf Mohideen

E block interns:-

Total No of students: 4

No of students present: 4

1. Vinitha
2. Steffy Selestine
3. Sivandhini P S
4. Monisha D

Superspeciality interns:-

Total No of students: 6

No of students present: 6

1. Poornima S
2. Rani Santhiya S
3. Mahalakshmi V
4. Kavya B
5. Jeevan Joshua
6. Shahana Fathima

Poonjeri batch

Total No of students: 8

No of students present: 8

1. Vignesh R
2. Siddharth R
3. Prathusha
4. Raveena
5. Shanmadhi
6. Sruthi Srinivasan
7. Krithika. R
8. Savitha E

S.No	Date	Batch	Topic	Faculty	No of students participated
1	01.06.2020	Interns of department, Poonjeri, E-block, Super-Specialty, Post graduates(1 st yr)	World No tobacco Day event	1. Dr. Jagannatha GV 2. Dr. Nagappan 3.Dr.Dilshad Banu	25

SUMMARY:

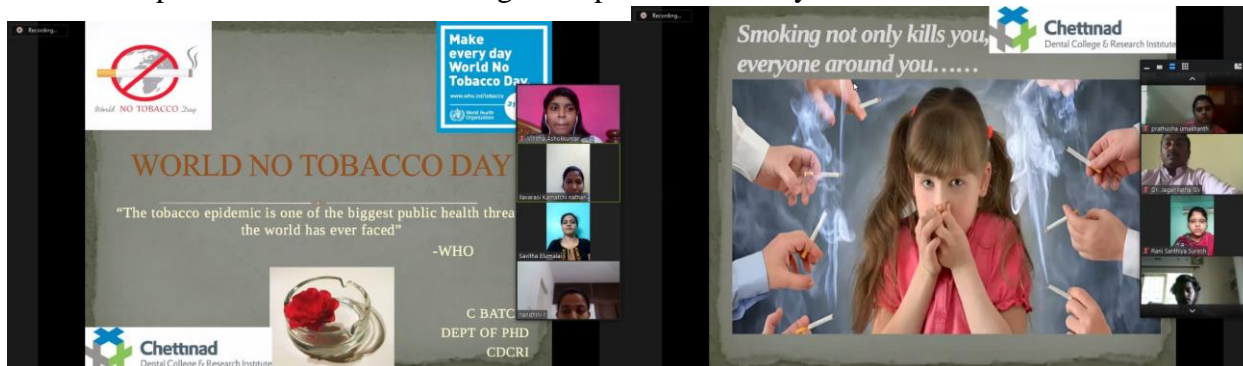
Today a Special event on “World No Tobacco day” was conducted by the Department batch

Games like "Group la doupe" and “Solli adi" was conducted.

A Poetry was presented.

Poster presentation was done.

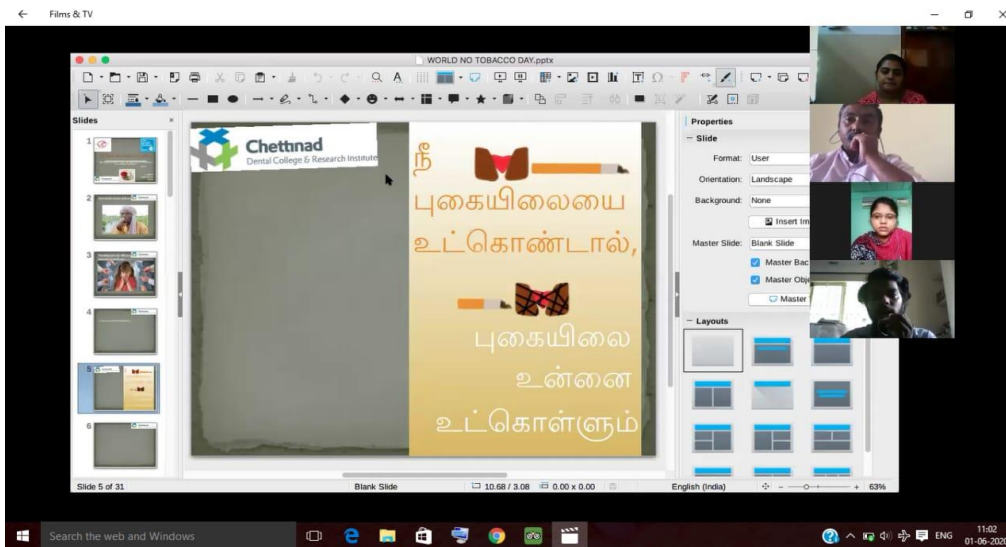
Video to explain the effects of smoking in all parts of the body was shown.



"How smoking affects all parts of the body"



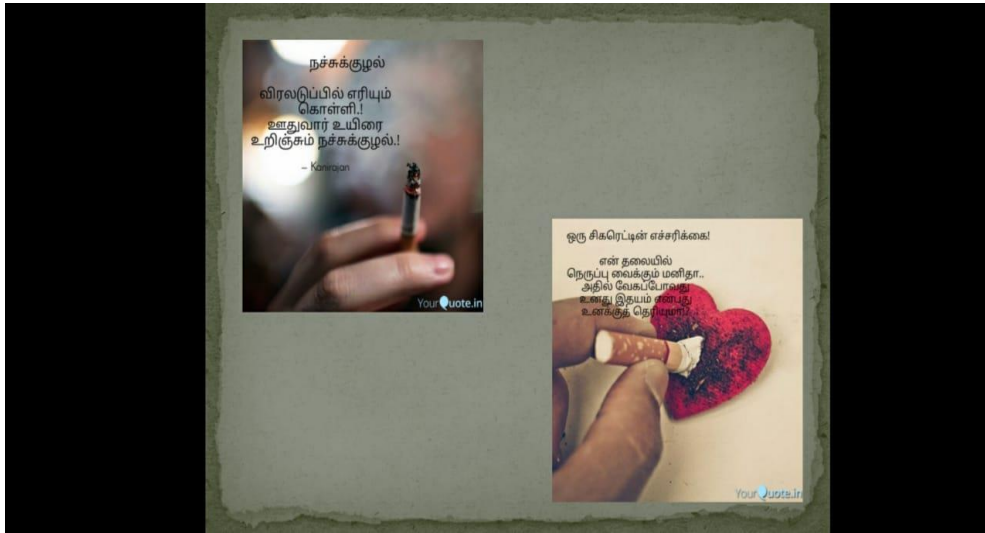
DIGITAL POSTER:-

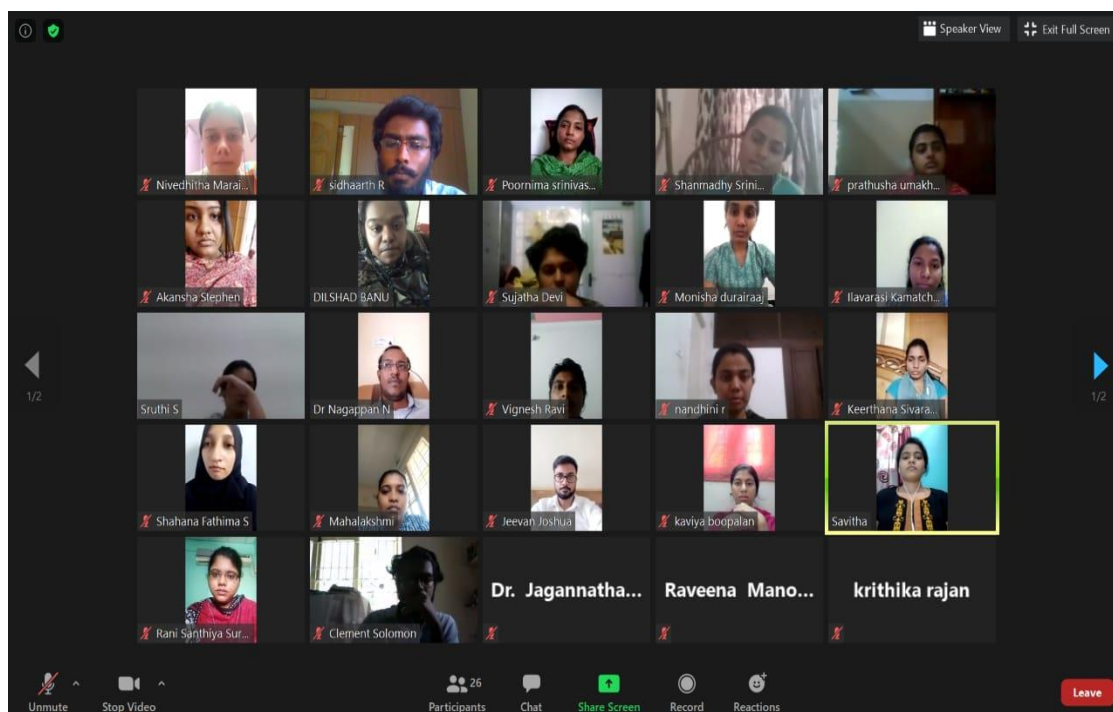


GAMES:-

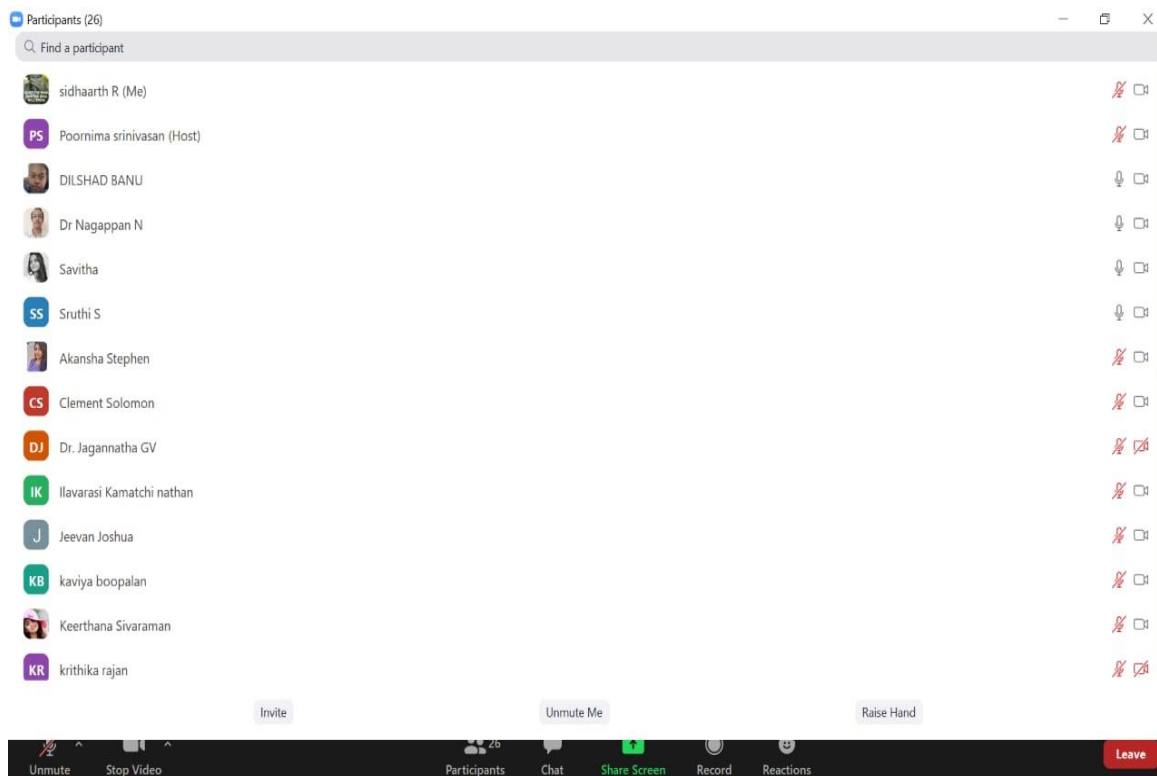


POETRY:-















































Zoom meeting interface showing a grid of 26 participants. The bottom row of the grid displays the following names: Dr. Jagannatha..., Raveena Mano..., and krithika rajan. The interface includes standard Zoom controls at the bottom: Unmute, Stop Video, Participants (26), Chat, Share Screen, Record, Reactions, and a red Leave button. Navigation arrows (1/2) are visible on the left and right sides of the grid.



Zoom Participants list sidebar showing 26 participants. The list includes names and initials, along with status icons for mute, video, and other functions. The participants listed are:

- sidhaarth R (Me)
- Poornima srinivasan (Host)
- DILSHAD BANU
- Dr Nagappan N
- Savitha
- Sruthi S
- Akansha Stephen
- Clement Solomon
- Dr. Jagannatha GV
- Ilavarasi Kamatchi nathan
- Jeevan Joshua
- kaviya boopalan
- Keerthana Sivaraman
- krithika rajan

Buttons at the bottom of the sidebar include: Invite, Unmute Me, Raise Hand, and a red Leave button. A search bar at the top says "Find a participant".

Participants (26)			
Find a participant			
	Keerthana Sivaraman		
	krithika rajan		
	Mahalakshmi		
	Monisha durairaj		
	nandhini r		
	Nivedhitha Maraimalai		
	prathusha umakhanth		
	Rani Santhiya Suresh		
	Raveena Manogaran		
	Shahana Fathima S		
	Shanmadhy Srinivasan		
	Sivandhini Sadasivam		
	Sujatha Devi		
	Vignesh Ravi		

CHETTINAD DENTAL COLLEGE

DEPARTMENT OF PUBLIC HEALTH DENTISTRY

INTERNS SPECIAL EVENT-WORLD NO TOBACCO DAY MID MORNING SESSION -
01/06/2020

TIME OF THE SESSION-11:30am - 12:30pm

Staff present:-

1. Dr. Jagannatha(Faculty of in charge)
2. Dr. Nagappan
3. Dr. Nagaland.T
4. Dr. Cyril Benedict
5. Dr. Dilshad Banu

1st year PG students

1. Dr. Sujatha Devi
2. Dr. Nivedhitha .M

No of students posted in PHD: 24

No of students participated in discussion: 23

Department interns:-

Total No of students: 6

No of students present: 5

1. Akansha Tini. P
2. Keerthana S
3. Clement Solomon
4. Nandhini.R
5. Ilavarasi.K

Absentee-Methaf Mohideen

E block interns:-

Total No of students: 4

No of students present: 4

1. Sivandhini.P.S
2. Vinitha.A
3. Steffy.S
4. Monisha.D

Super specialty interns:-

Total No of students: 6

No of students present: 6

1. Kaaviya.B
2. Mahalakshmi
3. Poornima.S
4. Ranisanthiya.S
5. Shahana Fathima
6. Jeevan Joshua

Poonjeri batch

Total No of students: 8

No of students present: 8

1. Prathusha
2. Raveena
3. Shanmadhy.S
4. Siddharth.R
5. Shruthi.S
6. Vignesh. R
7. Krithika .R
8. Savitha

S.No	Date	Batch	Topic	Faculty	No of students participated
1	01.06.2020	Interns of department, Poonjeri, E-block, Super-Specialty, 1 st year post graduates	SPECIAL EVENT ON WORLD NO TOBACCO DAY BY E-BLOCK INTERNS	Dr.Jagannatha Dr.Nagappan Dr.Nagaland.T Dr.Cyril Benedict Dr. Dilshad Banu	25

SUMMARY OF THE MEETING:

- A special event on **WORLD NO TOBACCO DAY** was conducted by E block interns.

The details of it are as follows:

- An **introduction** was given about the World no tobacco day.
- An **orientation talk** was given by Vinitha on the topic Tobacco and its ill – effects on women's health.
- **Pictionary –a game** was conducted by Sivandhini in which pictorial representation of words related to tobacco cessation were asked to be found out by the participants.
- **Quiz** was conducted by Steffy which was aimed at protecting youth from tobacco and nicotine usage.

ORIENTATION TALK ON THE TOPIC TOBACCO AND ITS ILL –EFFECTS ON WOMEN



*World No Tobacco day
May 31 2020*

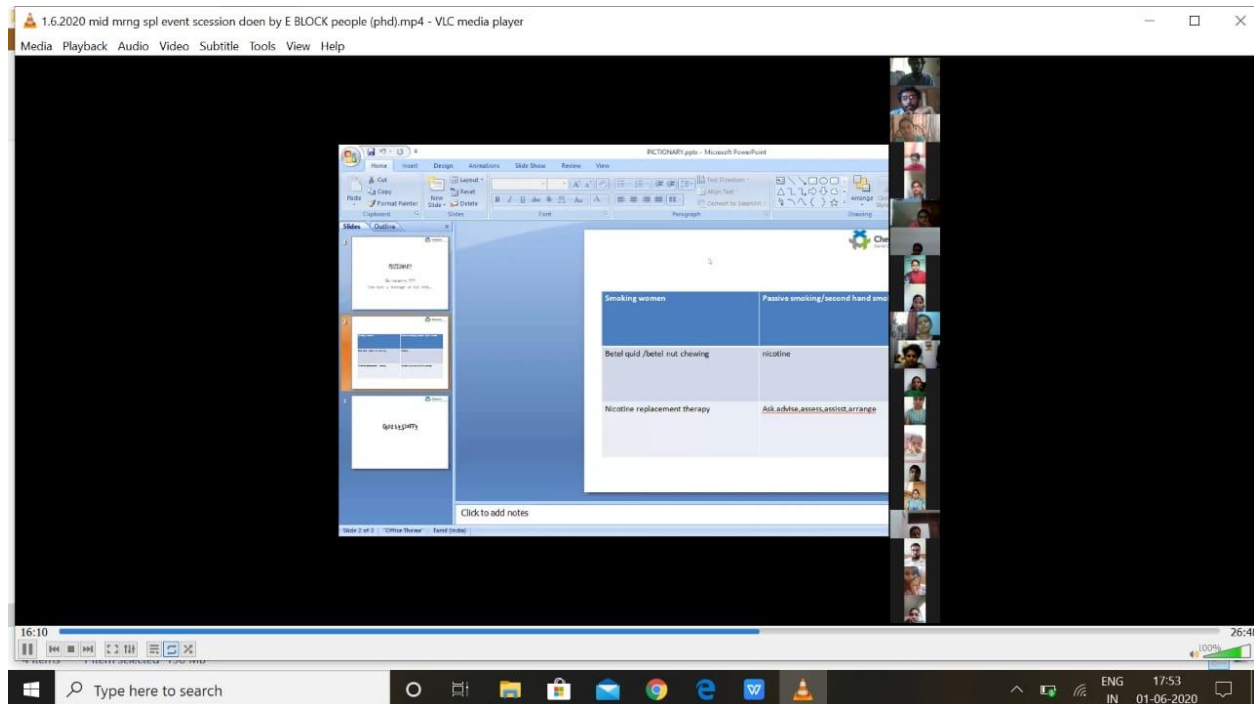
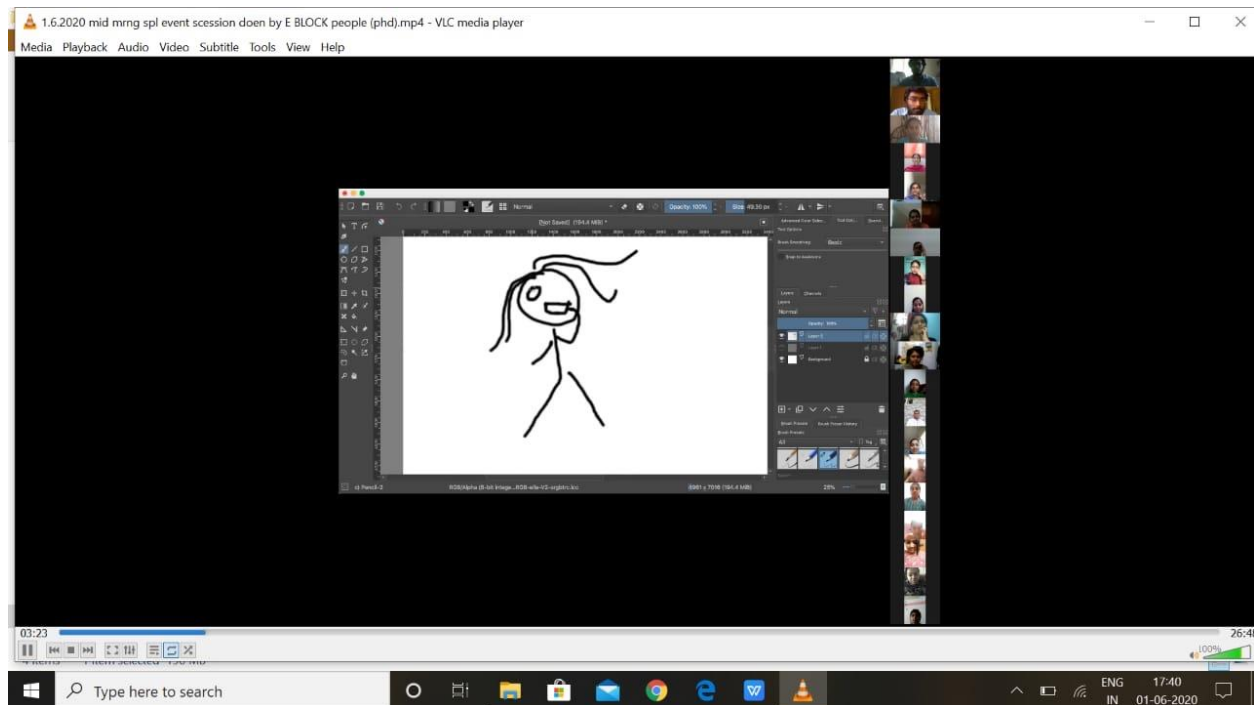
Tobacco consumption is the single most important avoidable risk factor in the growth of non communicable diseases all over the world . Tobacco use is world's number one killer and it kills up to half of its regular users. Tobacco Causes 10% of deaths worldwide, nearly 5.4 million a year of which 80% occur in developing countries .

Roughly 10% of the world's tobacco smokers live in India representing the second largest group of smokers in the world after China. India is also the third largest producer of tobacco leaves in the world. Tobacco use patterns in India are unique and reflect longstanding cultural practices.

Page 0

About 250 million women in the world are daily smokers. About 22% of women in developed countries and nine percent of women

PICTIONARY



QUIZ

1.6.2020 mid mring spl event scsession doen by E BLOCK people (phd).mp4 - VLC media player

Media Playback Audio Video Subtitle Tools View Help

Chettinad
Dental College & Research Institute

1.What is the theme for no tobacco day 2020 by WHO

- a)Gender and tobacco with an emphasis on marketing to women
- b)Tobacco and lung health
- c)Tobacco and heart disease
- d) Protecting youth from industry manipulation and preventing them from tobacco and nicotine use

18:51 26:46

Type here to search

ENG 17:53 01-06-2020

Participants (26)

Find a participant

	sidhaarth R (Me)	
	Poornima srinivasan (Host)	
	DILSHAD BANU	
	Dr Nagappan N	
	Savitha	
	Sruthi S	
	Akansha Stephen	
	Clement Solomon	
	Dr. Jagannatha GV	
	Ilavarasi Kamatchi nathan	
	Jeevan Joshua	
	kaviya boopalan	
	Keerthana Sivaraman	
	krihika rajan	

Invite Unmute Me Raise Hand

Unmute Stop Video Participants Chat Share Screen Record Reactions Leave

Participants (26)

Find a participant

	Keerthana Sivaraman	
	krihika rajan	
	Mahalakshmi	
	Monisha durairaj	
	nandhini r	
	Nivedhitha Maraimalai	
	prathusha umakhanth	
	Rani Santhiya Suresh	
	Raveena Manogaran	
	Shahana Fathima S	
	Shanmadhy Srinivasan	
	Sivandhini Sadasivam	
	Sujatha Devi	
	Vignesh Ravi	

Invite Unmute Me Raise Hand

Zoom Meeting interface showing a grid of 20 participants. The participants are arranged in a 4x5 grid. The names of the participants are displayed below their video feeds. The bottom bar shows controls for Unmute, Stop Video, Participants (26), Chat, Share Screen, Record, Reactions, and a Leave button.

Participants visible in the grid:

- Nivedhitha Marai...
- Sidhaarth R
- Poornima srinivas...
- Shanmadhy Srimi...
- prathusha umak...
- Akansa Stephen
- DILSHAD BANU
- Sujatha Devi
- Monisha durairaj
- Ilavarasi Kamatch...
- Sruthi S
- Dr Nagappan N
- Vignesh Ravi
- nandhini r
- Keerthana Sivara...
- Shahana Fathima S
- Mahalakshmi
- Jeevan Joshua
- kaviya boopalan
- Savitha
- Rani Santhiya Sur...
- Clement Solomon
- Dr. Jagannatha...
- Raveena Mano...
- krithika rajan

Zoom Meeting interface showing a grid of 20 participants and a list of 27 participants on the right. The participants are arranged in a 4x5 grid. The names of the participants are displayed below their video feeds. The bottom bar shows controls for Unmute, Stop Video, Participants (27), Chat, Share Screen, Pause/Stop Recording, Reactions, and a Leave button.

Participants visible in the grid:

- Ilavarasi Kamatc...
- Vinitha Ashokk...
- Sidhaarth R
- Poornima sriniva...
- Dr Nagappan N
- Akansa Stephen
- Keerthana Siva...
- Dr. Jagannatha GV
- DILSHAD BANU
- nandhini r
- Rani Santhiya Su...
- krithika rajan
- Sivandhini Sadas...
- Sruthi S
- prathusha umak...
- Mahalakshmi
- Shanmadhy Srimi...
- Vignesh Ravi
- Raveena Manog...
- kaviya boopalan
- Monisha durairaj
- Nivedhitha Mara...
- Savitha Elumalai
- Jeevan Joshua
- Sujatha Devi

Participants list (27):

- VA Vinitha A... (Me) Unmute More >
- PS Poornima srinivasan (Host)
- M Mahalakshmi
- Savitha Elumalai
- Akansa Stephen
- DILSHAD BANU
- Dr Nagappan N
- DJ Dr. Jagannatha GV
- IK Ilavarasi Kamatchi nathan
- J Jeevan Joshua
- KB kaviya boopalan
- Keerthana Sivaraman
- krithika rajan
- MD Monisha durairaj

DEPARTMENT OF PUBLIC HEALTH DENTISTRY
INTERNS SPECIAL EVENT- WORLD NO TOBACCO DAY EVENING SESSION-01/06/2020
TIME OF THE SESSION-2.30 pm – 3.30pm

Staff present:

1) Dr. Dilshad Banu (Faculty in charge).

1st yr. PG

1. Dr. Sujatha devi

2. Dr. Nivedhitha

No of students posted in PHD: 24

No of students participated in discussion: 23

Department interns:-

Total No of students: 6

No of students present: 5

1. Akansha Tini. P

2. Keerthana S

3. Clement Solomon

4. Ilavarasi.K

5. Nandhini R

Absent:

1. Methaf Mohideen

E block interns:-

Total No of students: 4

No of students present: 4

1. Vinitha

2. Steffy Selestine

3. Sivandhini P S

4. Monisha D

Superspeciality interns:-

Total No of students: 6

No of students present: 6

1. Poornima S

2. Rani Santhiya S

3. Mahalakshmi V

4. Kavya B

5. Jeevan Joshua

6. Shahana Fathima

Poonjeri batch

Total No of students: 8

No of students present: 8

1. Vignesh R
2. Siddharth R
3. Prathusha
4. Raveena
5. Shanmadhi
6. Sruthi Srinivasan
7. Krithika. R
8. Savitha

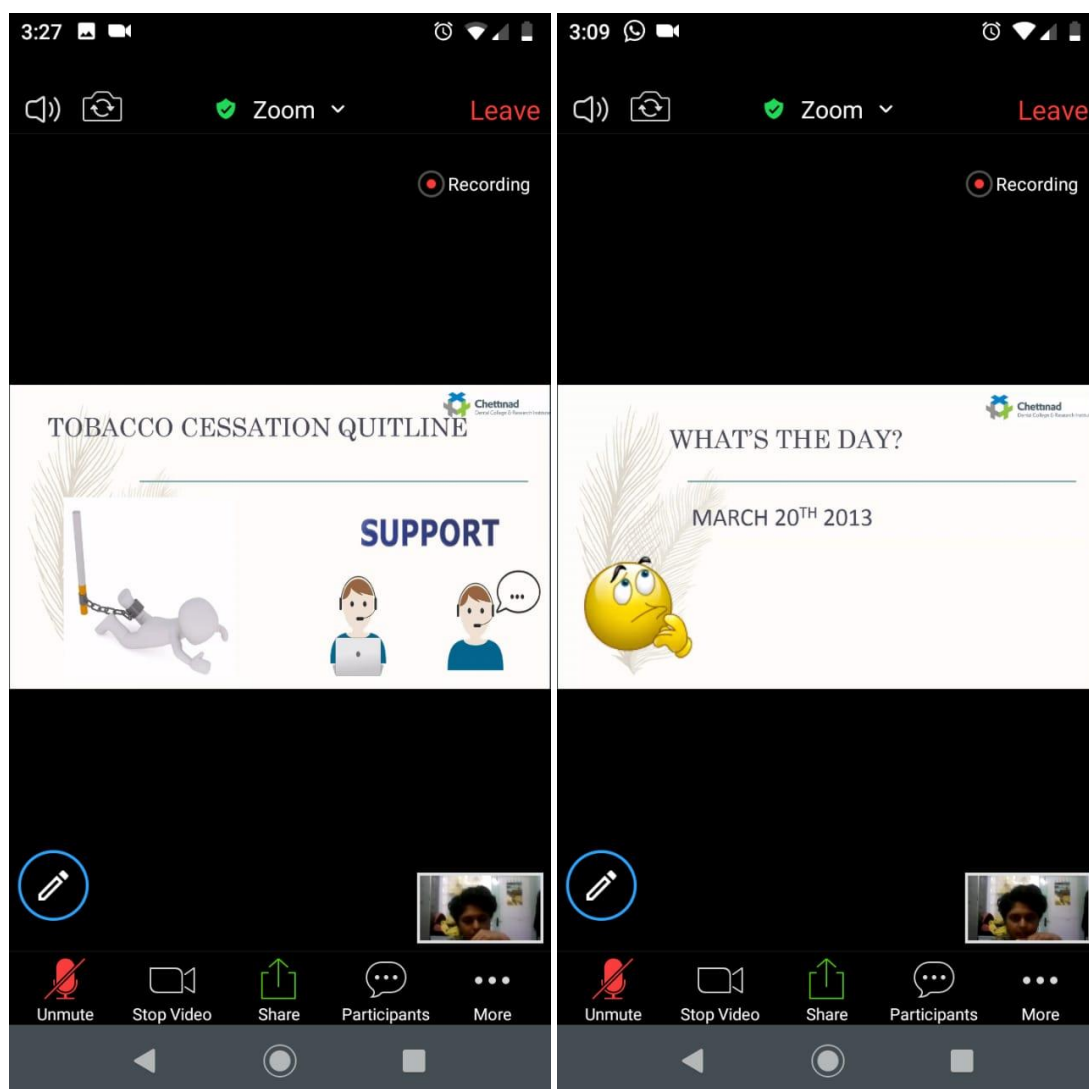
S.NO	DATE	BATCH	TOPIC	FACULTY	NO OF STUDENTS PARTICIPATED
1	01.06.2020	Interns of Department, Eblock, Poonjeri, Super specialty, Post Graduates	SPECIAL EVENT ON WORLD NO TOBACCO DAY BY POST GRADUATES	Dr. Dilshad Banu	25

SUMMARY OF THE EVENT:

A special event on WORLD NO TOBACCO DAY was conducted by the 1st yr Postgraduates Dr. Sujatha Devi and Dr. Nivedhitha

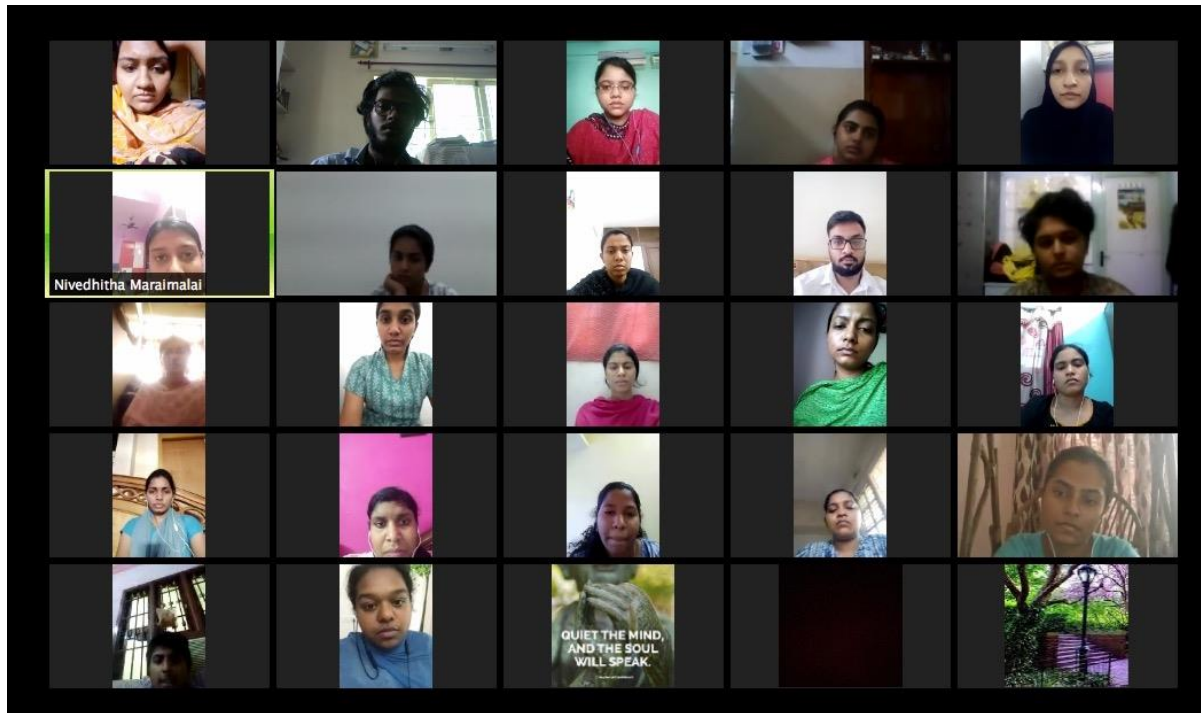
The details of it are as follows:

- Introduction on world no tobacco day was given.
- First game conducted was –WHO IS THE LIAR? In which 3 statements were given based on the theme of the event and the participants have to find out the wrong statement among the 3.
- Second game conducted was- DOUBLE CLUE SINGLE WORD- In which 4 words were given to volunteers of each team, 2 clues were given for each word and the teammates have to find the 4 words in 2 mins.
- Followed by a quiz based on the theme of the event. It was an open quiz where everyone can answer.



 krithika rajan	
 Mahalakshmi	
 Monisha durairaj	
 Poornima srinivasan	
 prathusha umakhanth	
 Rani Santhiya Suresh	
 Raveena Manogaran	
 Shahana Fathima S	
 Shanmadhy Srinivasan	
 sidhaarth R	
 Sivandhini Sadasivam	
 Sruthi S	
 Vignesh Ravi	
 Vinitha Ashok Kumar	

 Clement Solomon (me)	
 Sujatha Devi (Host)	
 Keerthana Sivaraman	
 Nivedhitha Maraimalai	
 Savitha	
 Nandhini R	
 Akansha Stephen	
 DILSHAD BANU	
 Ilavarasi Kamatchi nathan	
 Jeevan Joshua	
 kaviya boopalan	
 krithika rajan	
 Mahalakshmi	
 Monisha durairaj	



CHETTINAD DENTAL COLLEGE

DEPARTMENT OF PUBLIC HEALTH DENTISTRY

INTERNS SPECIAL EVENT-WORLD NO TOBACCO DAY MORNING AND MID MORNING
SESSION -02/06/2020

TIME OF THE SESSION-9:00-10.00am & 11:30am - 12:30pm

Staff present:-

Dr. Jagannatha GV (Faculty in charge)

Dr. Nagappan

Dr. Nagaland T

Dr. Cyril Benedict

Dr. Dilshad Banu

1st year PG students:

1. Dr.Sujatha Devi

2. Dr.Nivedhitha M

No of students posted in PHD: 24

No of students participated in discussion: 22

Department interns:-

Total No of students: 6

No of students present: 4

1. Akansha Tini. P

2. Keerthana S

3. Ilavarasi.K

4. Clement solomon

Absent

1. Methaf Mohideen

2. Nandhini

E block interns:-

Total No of students: 4

No of students present: 4

1. Vinitha
2. Steffy Selestine
3. Sivandhini P S
4. Monisha.D

Super specialty interns:-

Total No of students: 6

No of students present: 6

1. Poornima S
2. Rani Santhiya S
3. Mahalakshmi V
4. Kavya B
5. Jeevan Joshua
6. Shahana Fathima

Poonjeri batch

Total No of students: 8

No of students present: 8

1. Vignesh R
2. Siddharth R
3. Prathusha
4. Raveena
5. Shanmadhi
6. Krithika. R
7. Sruthi. S
8. Savitha

S.No	Date	Batch	Topic	Faculty	No of students participated
1	02.06.2020	Interns of department, Poonjeri, E-block, Super-Specialty, 1 st year post graduates	SPECIAL EVENT ON WORLD NO TOBACCO DAY BY SPECIALITY INTERNS	Dr. Jagannatha Dr. Nagappan Dr. Nagaland.T Dr. Cyril Benedict Dr. Dilshad Banu	24

SUMMARY OF THE MEETING:

In yoga session we did meditation followed by fire breathing exercise.

- A special event on **WORLD NO TOBACCO DAY** was conducted by Specialty interns.

Our logo for the theme - "Quit smoking with yoga" made by shahana.

The picture depicts a man who is trying to quit smoking and keeping the trash beneath his feet and all the smoke vapours out of his body with help of yoga. The green in the theme resemblance the fresh air and it's importance. Green revolve around the world and Green is, the color of life, renewal, nature, and energy, is associated with meanings of growth, harmony, freshness, safety, environment.

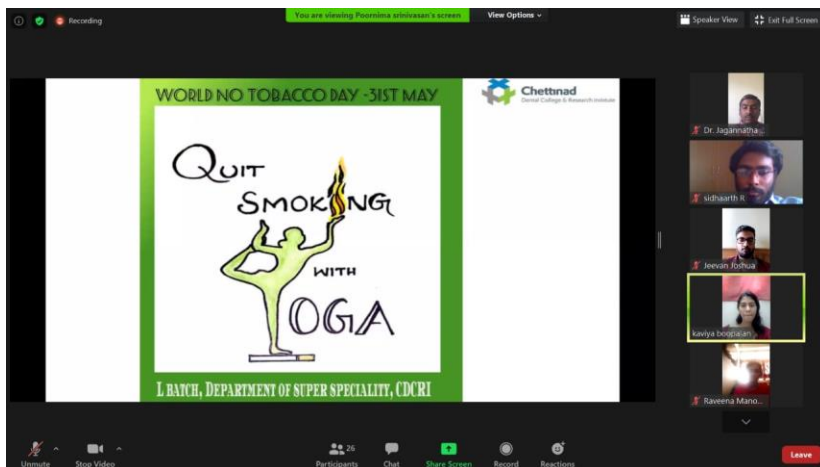
Next we included posters

1. Jeevan- Triple threats of smoking
2. Rani santhiya- passive smoking
3. Kavya and Mahalakshmi on yoga for tobacco and it's benefits.
4. Then we played a quit tobacco animated video with flip cards made by shahana and a animated video on smoking and passive smoking with quote posters.
5. Next we had a fun game " who am I " 15 funny riddles related to tobacco and " Boss find me " puzzle game
6. We have included three puzzle posters and we requested the participants to try to find the word on that category. Everyone actively participated and it turned more interesting.

7. We presented another logo at the end of our session done by Poornima which has two lung images. This picture depicts our theme yoga for health.

8. At last we did a video on how to quit tobacco with yoga.

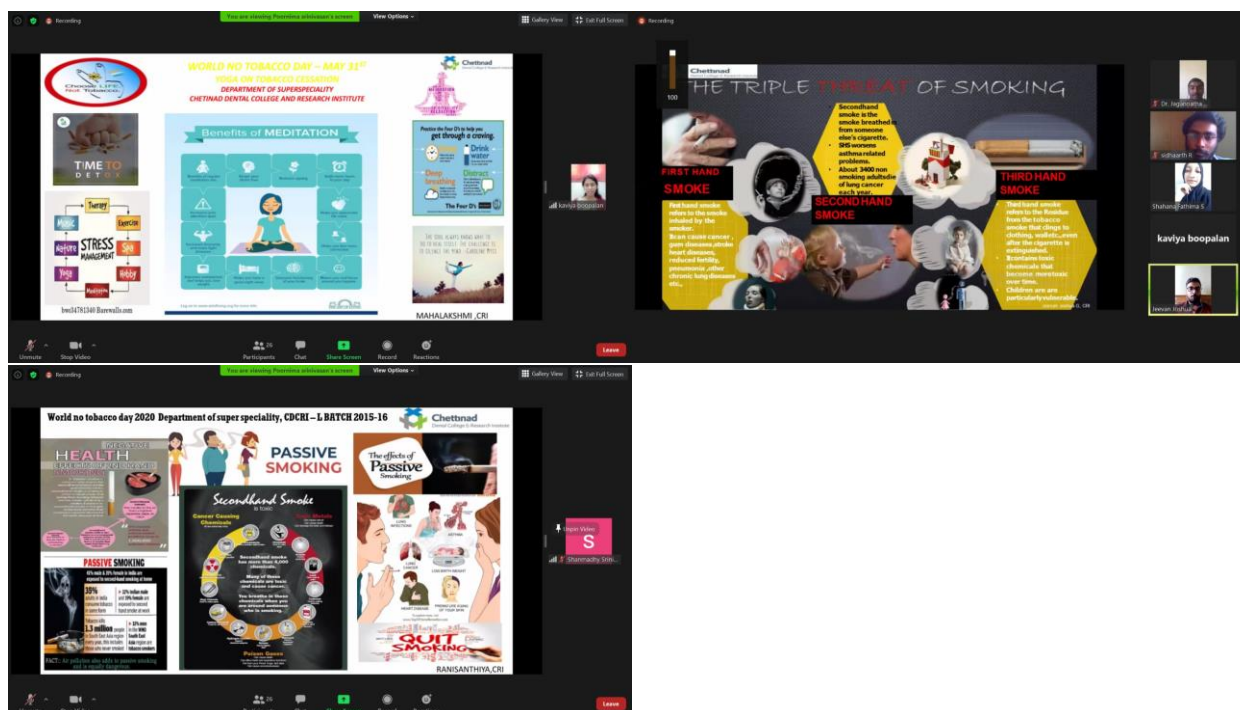
LOGO



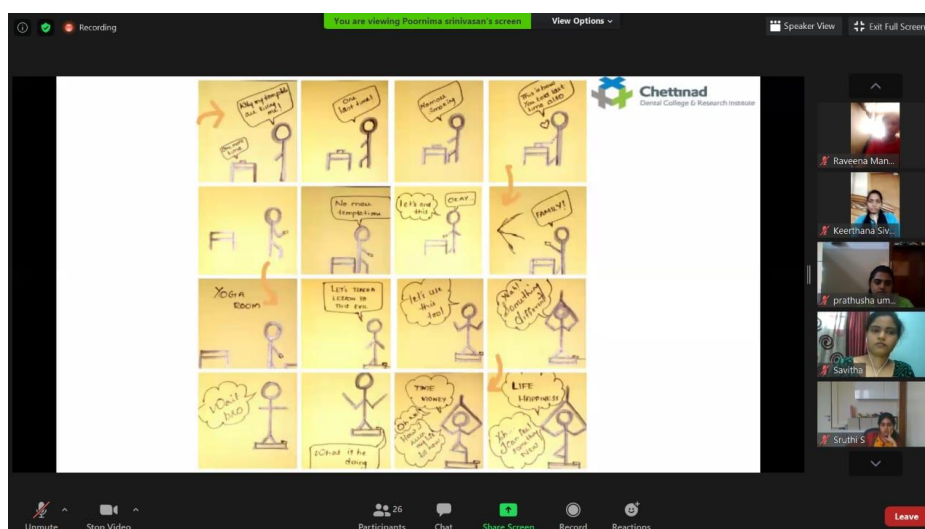
LOGO



POSTERS



FLIP BOOK



Recording

SMOKELESS TOBACCO

A	S	D	F	N	M	J	K	I	O	L	P	L	I	P
A	F	M	K	O	H	H	O	K	A	H	I	K	O	
R	A	R	G	H	V	J	K	L	I	V	C	R	B	T
S	N	R	E	G	H	O	O	K	T	R	E	M	E	U
N	V	B	E	A	H	S	C	N	U	T	K	M	T	I
U	E	G	T	C	T	U	B	Y	R	V	H	B	A	W
F	X	V	G	T	A	N	T	E	R	B	A	C	L	G
F	D	G	B	C	E	N	U	K	U	M	I	T	Q	J
R	T	H	N	R	N	E	U	R	A	T	N	L	U	Y
S	N	U	T	A	Y	I	R	T	Y	B	I	N	I	O
V	B	N	A	G	R	G	H	U	T	N	U	N	D	O
E	R	P	G	H	T	B	G	U	D	A	K	H	U	P
W	D	F	S	F	T	B	K	M	U	T	U	M	R	U
P	A	A	T	H	R	G	A	T	M	A	W	A	U	L
Y	M	A	W	R	T	S	H	I	M	T	U	U	M	I

Chettinad

Dental College & Research Institute

prathusha uma...

sidhaarth R

Sivandhini Sada...

Rani Santhiya Sure...

kaviya boopalan

Ilavarasi Kamat...

Akansha Stephen

Monisha durair...

Savitha

Vignesh Ravi

Recording

You are viewing Poornima srinivasan's screen

View Options

Speaker View

Exit Full Screen

Who Am i

Funny riddles

Chettinad

Dental College & Research Institute

Ilavarasi Kam...

sidhaarth R

Akansha Step...

Rani Santhiya...

kaviya boopalan

Shahana Fath...

Jeevan Joshua

Monisha dura...

Savitha

prathusha um...

Unmute

Stop Video

Participants 24

Chat

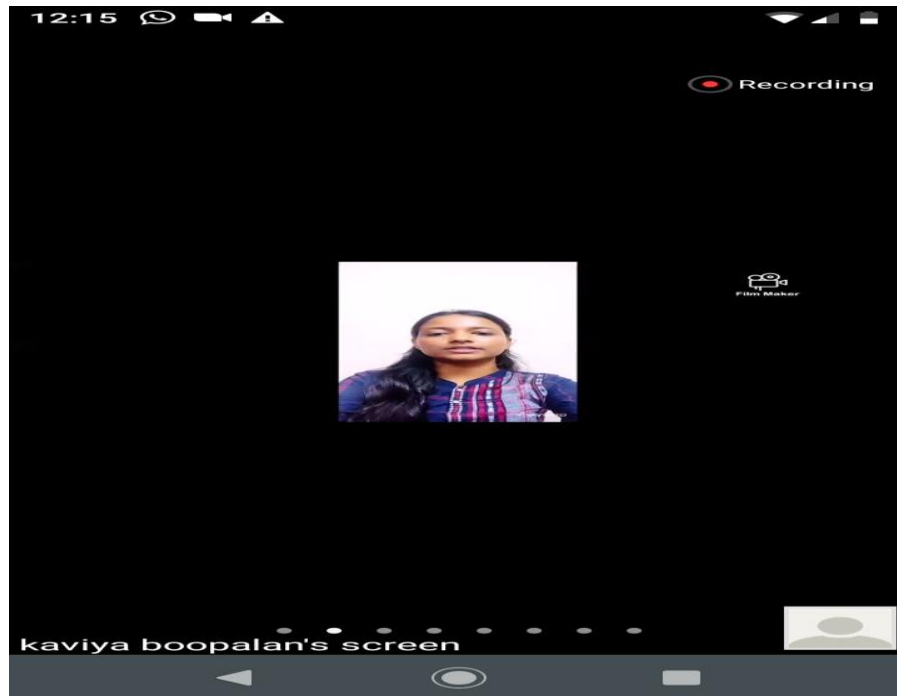
Share Screen

Record

Reactions

Leave

AWARENESS VIDEO



Participants (26)

Find a participant

KR	krithika rajan	
M	Mahalakshmi	
MD	Monisha durairaj	
	Nivedhitha Maraimalai	
PS	Poornima srinivasan	
PU	prathusha umakhanth	
RM	Raveena Manogaran	
SF	Shahana Fathima S	
S	Shanmadhy Srinivasan	
	Sivandhini Sadasivam	
	steffy Selastin	
SD	Sujatha Devi	
VR	Vignesh Ravi	
VA	Vinitha Ashok Kumar	

Invite Unmute Me Raise Hand

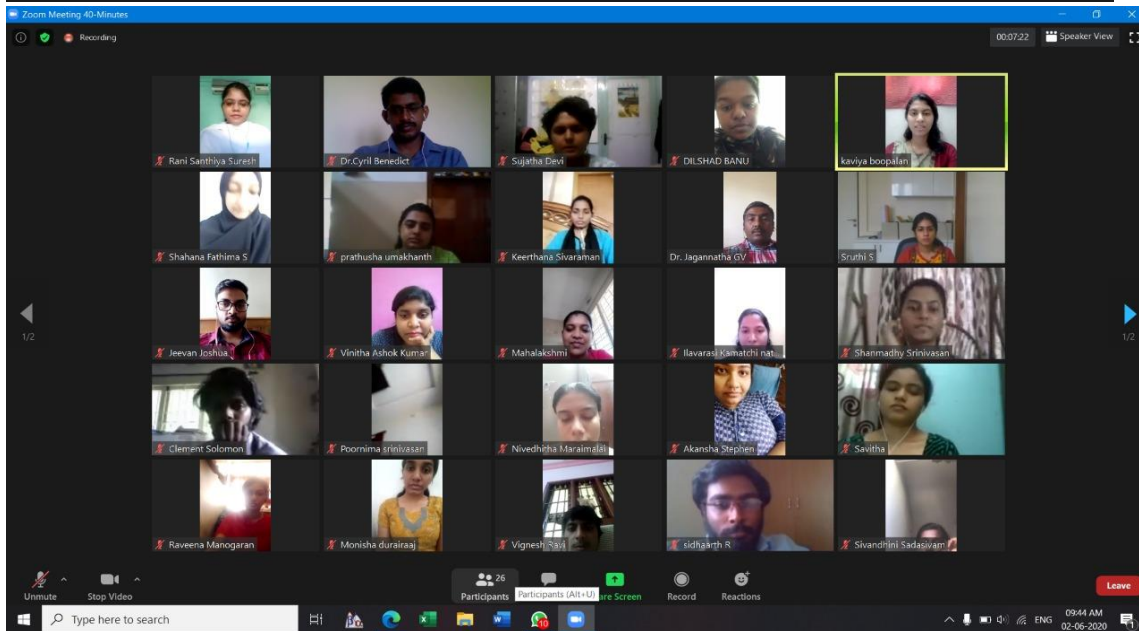
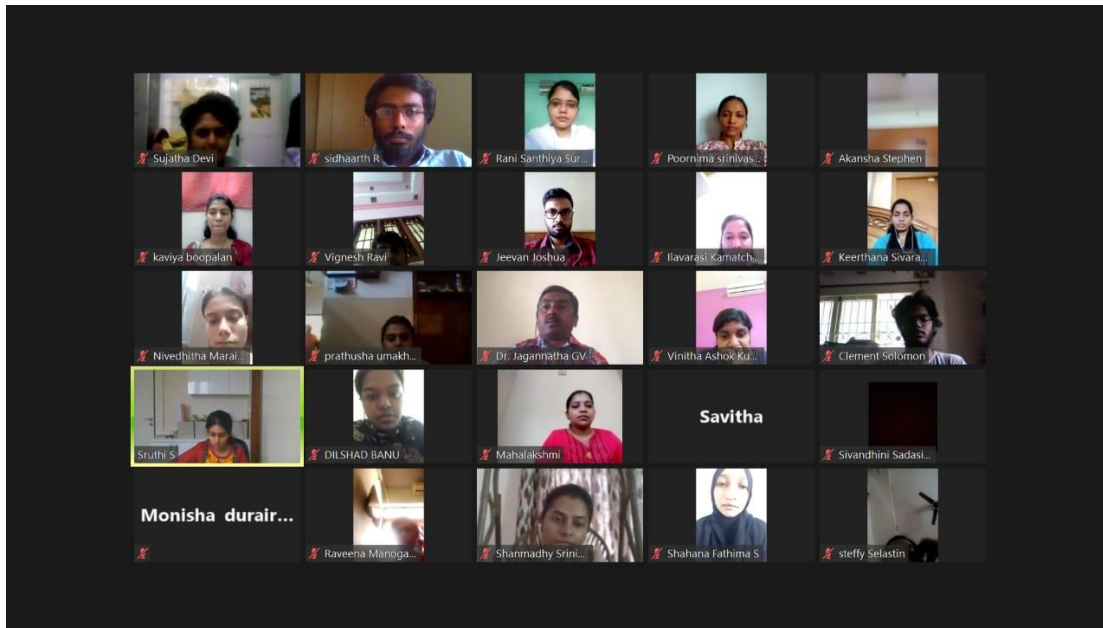
Participants (26)

Find a participant

	sidhaarth R (Me)	
S	Rani Santhiya Suresh (Host)	
	DILSHAD BANU	
S	Savitha	
SS	Sruthi S	
	Akansha Stephen	
CS	Clement Solomon	
DJ	Dr. Jagannatha GV	
IK	Ilavarasi Kamatchi nathan	
J	Jeevan Joshua	
KB	kaviya boopalan	
	Keerthana Sivaraman	
KR	krithika rajan	
M	Mahalakshmi	

Invite Unmute Me Raise Hand

Unmute Stop Video Participants Chat Share Screen Record Reactions Leave



CHETTINAD DENTAL COLLEGE

DEPARTMENT OF PUBLIC HEALTH DENTISTRY

INTERNS DISCUSSION EVENING SESSION – 2/06/2020

TIME OF THE SESSION-2:30pm - 3:30pm

Staff present:-

Dr. Dilshad Banu- Faculty in charge

No of students posted in PHD: 23

No of students participated in discussion: 21

Post Graduates:

Dr. Sujatha

Dr. Nivedhitha

Department interns:-

Total No of students: 6

No of students present: 4

1. Ilavarasi.K
2. Clement Solomon
3. Akansha Tini
4. Keerthana S

Absent: 2

1. Methaf Mohideen
2. Nandhini R

E block interns:-

Total No of students: 4

No of students present: 4

1. Vinitha
2. Sivandhini P S
3. Steffy S
4. Monisha D

Superspeciality interns:-

Total No of students: 6

No of students present: 6

1. Poornima S
2. Rani Santhiya S
3. Kavya B
4. Jeevan Joshua

5. Shahana Fathima
6. Mahalakshmi

Poonjeri batch

Total No of students: 7

No of students present: 7

1. Vignesh R
2. Siddharth R
3. Prathusha
4. Raveena
5. Shanmadhi
6. Krithika. R
7. Sruthi. S

Final year:

Number of students: 13

Students present: 13

1. Naafia fathima
2. Namarathaa sre
3. Nawinsubaganesh
4. Neha Naomi
5. Nehrithika
6. Padmajaa
7. Pavithra .H
8. Pavithra rajkumar
9. Pavithra rathnaswamy
10. Pavithra lakshmi
11. Prabavathi
12. Prasanth
13. Priyadharshini

S.No	Date	Batch	Topic	Faculty	No of students participated
1	30.05.2020	Interns of department, Poonjeri, E-block, Super-Specialty, Final year students.	Salivary diagnostics	Dr.Dilshad banu	36

SUMMARY OF THE MEETING:

The topic for discussion seminar was Saliva as a diagnostic tool by Prathusha, Clement and Krithika.

The points covered by Prathusha under the topic were:

- History of saliva as diagnostic tool
- Classification of salivary glands
- Composition of saliva
- Formation of saliva
- General properties
- Saliva versus serum, GCF and blood
- Conclusion

The points covered by Krithika are in her presentation on Salivary diagnostics were:

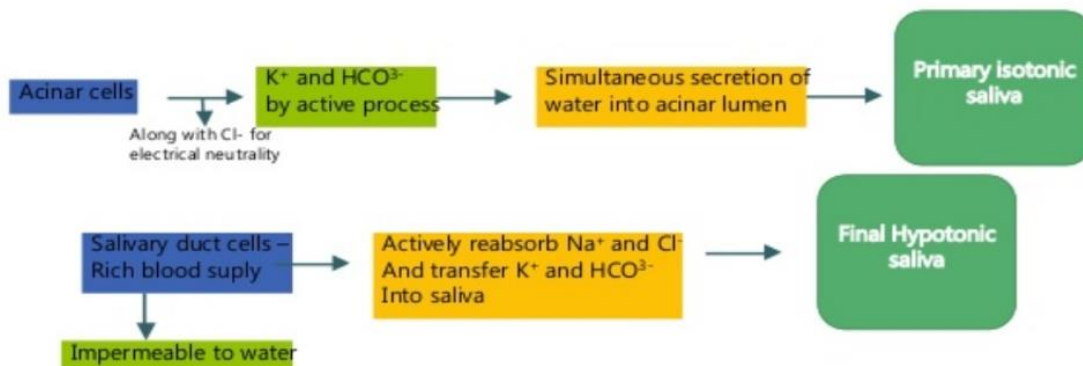
- Function of saliva
- Method of collecting saliva
- Advantages
- Limitations
- Study articles

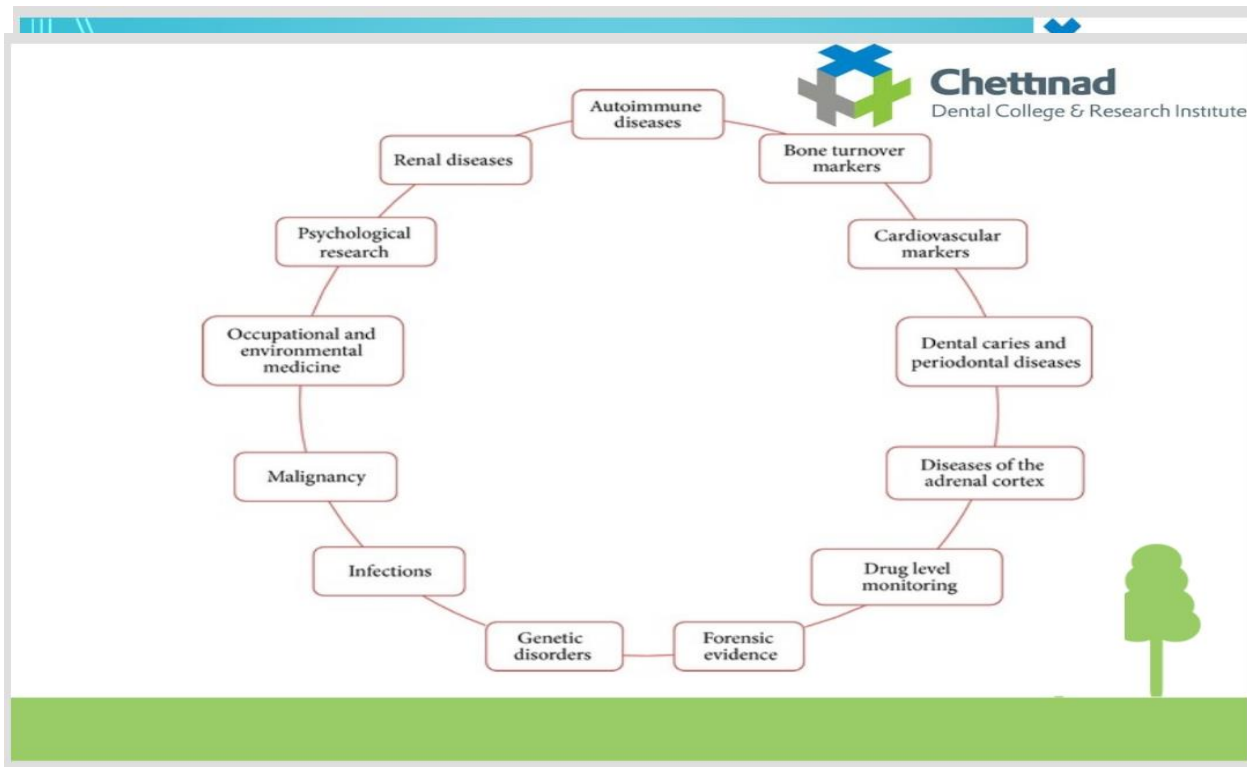
The topics covered by Clement Solomon in his presentation were:

- He explained about how acts a diagnostic tool in finding out various diseases.
- In Oral diseases he spoke about Dental caries, periodontitis and oral cancer.
- Under systemic diseases, he spoke about Autoimmune diseases, cardiovascular diseases, diabetes mellitus, infectious diseases, kidney diseases and psychiatric disorders.

MECHANISM OF SALIVARY SECRETION

Salivary secretion can be defined as a **unidirectional** movement of **fluid electrolytes** and **macromolecules** into saliva in response to appropriate **stimulation**





You are viewing prathusha umakhanth's screen

HISTORY OF SALIVA AS DIAGNOSTIC MEDIUM

- Compared to other diagnostic mediums, this medium is rather modern.
- Over the past 10 years, the use of saliva as a diagnostic fluid has gained attention and has become a translational research success story.
- In last 3 years nanotechnological studies have demonstrated that, saliva is very accurate and sensitive diagnostic medium.

Chettinad
Dental College & Research Institute

Participants: 34

Unmute Stop Video

Chat Share Screen Record Reactions

Speaker View Exit Full Screen

Vignesh Ravi

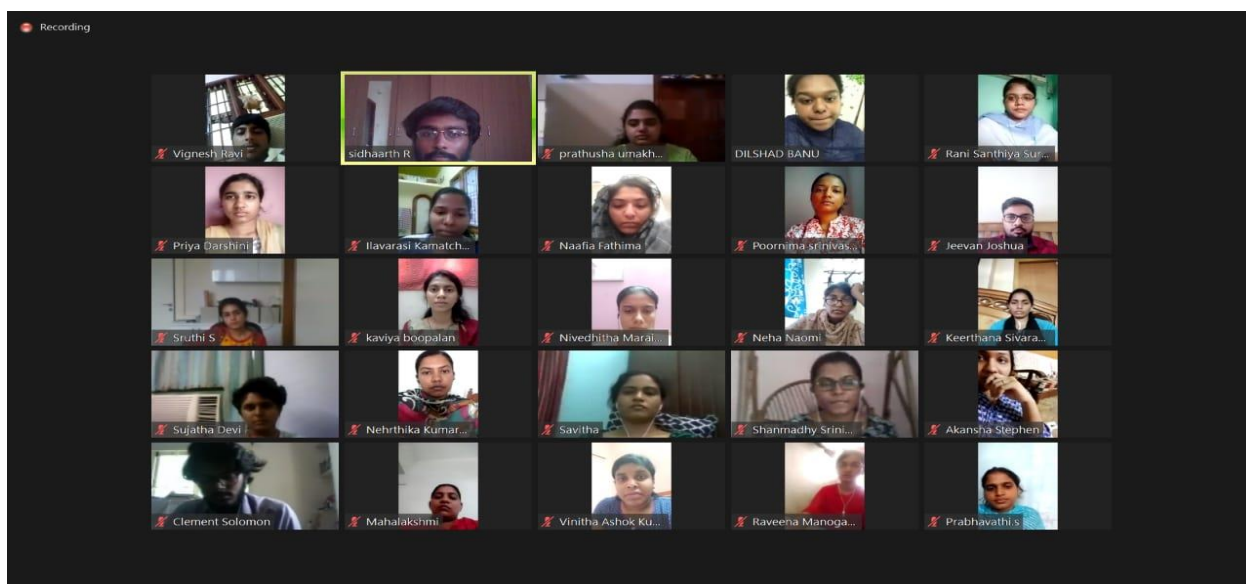
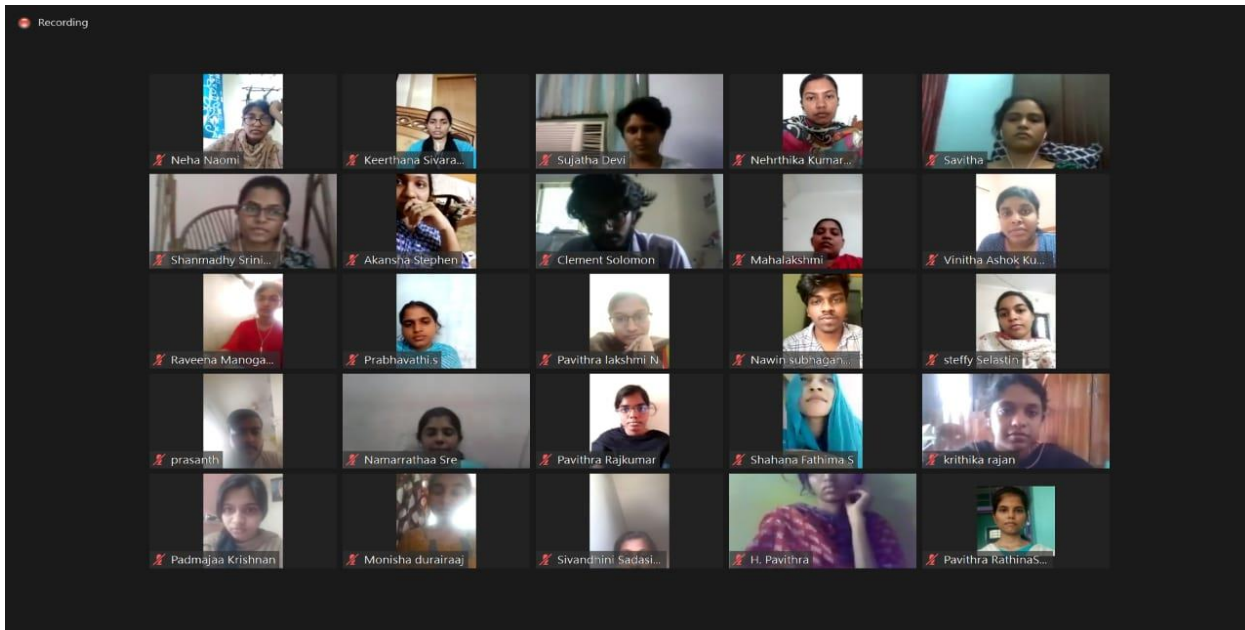
sidhaarth R

prathusha uma...

DILSHAD BANU

Rani Santhiya S

Leave



Participants (37)

Find a participant

M	Mahalakshmi	
MD	Monisha durairaj	
	Naafia Fathima	
	Namarrathaa Sre	
	Nawin subhaganes	
NN	Neha Naomi	
	Nehrthika Kumaresan	
	Nivedhitha Maraimalai	
PK	Padmajaa Krishnan	
PL	Pavithra lakshmi N	
PR	Pavithra Rajkumar	
PS	Poornima srinivasan	
P	Prabhavathi.s	
P	prasanth	

Invite Unmute Me Raise Hand

Participants (37)

Find a participant

	sidhaarth R (Me)	
S	Rani Santhiya Suresh (Host)	
PU	prathusha umakhanth	
	Akansa Stephen	
CS	Clement Solomon	
	DILSHAD BANU	
	H. Pavithra	
IK	Ilavarasi Kamatchi nathan	
J	Jeevan Joshua	
KB	kaviya boopalan	
	Keerthana Sivaraman	
	krithika rajan	
M	Mahalakshmi	
MD	Monisha durairaj	

Invite Unmute Me Raise Hand

CHETTINAD DENTAL COLLEGE
DEPARTMENT OF PUBLIC HEALTH DENTISTRY

INTERNS DISCUSSION

DATE: 3rd JUNE 2020 (Morning session)

TIMING OF SESSION FROM 9 AM -10 AM

Staff present:-

1. Dr. Jagannatha G V (Faculty in charge)
2. Dr. Nagaland T
3. Dr. Cyril Benedict H
4. Dr. Dilshad Banu

1st year PG students:

1. Dr. Sujatha Devi
2. Dr. Nivedhitha M

No of students posted in PHD: 23

No of students participated in discussion: 21

Department interns:-

Total No of students: 6

No of students present: 5

1. Vignesh R
2. Siddharth R
3. Prathusha
4. Raveena
5. Shanmadhi
6. Sruthi S

Absent:

1. Methaf Mohideen

E blockinterns:-

Total No of students: 3

No of students present: 2

1. Akansha Tini. P
2. Monisha. D

Absent:

1. Clement Solomon

Super specialty interns:-

Total No of students: 6

No of students present: 6

1. Aswini. S
2. Haritha. RK
3. Yuvaranjani
4. Sruthi. P
5. Valarmathi
6. Jeevan Joshua

Poonjeri batch

Total No of students: 7

No of students present: 7

1. Aarthy. K
2. Bhavana. B
3. Hemalatha
4. Keerthana. M
5. Mukilan. V
6. Krithika. R
7. Savitha

S.No	Date	Batch	Topic	Faculty	No of students participated
1	3.06.2020	Interns of department,Poonjeri, E-block, Super-Specialty,Post graduates(1 st yr)	Cardiac Implant Devices	1. Dr. Jagannatha GV 2. Dr. Nagaland T 3. Dr. Cyril Benedict H 3. Dr. Dilshad Banu	23

Summary:-

In today's yoga session, from 9-9.30am, Gratitude meditation and alternate nostril breathing was taken by Kaviya. B.

Today's discussion was on Cardiac Implant Devices, presented by Aarthy. K

The Points highlighted were:

- Introduction
- Types of Cardiac Implantable Electrical Devices
- Pacemakers
- Implantable Cardioverter Defibrillators
- Automated External Defibrillators
- Wearable Cardioverter Defibrillators
- Cardiac resynchronization Therapy (CRT) Devices

Recording... You are viewing Aarthi Krishnan's screen View Options

Speaker View Exit Full Screen

CARDIAC IMPLANT DEVICES

K. AARTHY
CRI
2015-16 BATCH
DEPT OF PUBLIC HEALTH DENTISTRY
CDCRI

Aarthi Krishnan
prathusha u...
Sruthi Praveen
Valarmathi
Hema Latha
Yuvrajani

Unmute Stop Video Security Participants 27 Chat Share Screen Pause/Stop Recording Reactions End

Zoom Meeting You are viewing Aarthi Krishnan's screen View Options

Dr. Cyril Benedict Keethana Ma... prathusha um... Dr. Jagannath... Nagaland T... Aarthi Krishnan

Recording 00:37:47


Why do you need a pacemaker?

- Your heartbeat is too slow and often irregular.
- Your heartbeat is sometimes normal and sometimes too fast or too slow.
- Faulty electrical signaling in the heart causes arrhythmias.
- Pacemakers use low-energy electrical pulses to overcome this faulty electrical signaling.

Unmute Start Video Participants 25 Chat Share Screen Record Reactions Leave

Type here to search 09:39 AM 03-06-2020 ENG

Recording...



Pacemakers can:

- Speed up a slow heart rhythm.
- Help control an abnormal or fast heart rhythm.
- Make sure the ventricles contract normally if the atria are quivering instead of beating with a normal rhythm (a condition called atrial fibrillation).
- Coordinate electrical signaling between the upper and lower chambers of the heart.
- Coordinate electrical signaling between the ventricles. Pacemakers that do this are called cardiac resynchronization therapy (CRT) devices.
- Prevent dangerous arrhythmias caused by a disorder called long QT syndrome.

Aarthi Krishnan

prathusha u...

Sruthi Praveen

valarmathi

Hema Latha

Keerthana M...

LIST OF PARTICIPANTS

Participants (28)

Find a participant

PU	prathusha umakhanth (Host, me)		
HR	Haritha RK		
KB	kaviya boopalan		
NT	Nagaland T		
A	Aswini S		
DB	Dr.Cyril Benedict		
S	Savitha		
SS	Sruthi S		
	Aarthi Krishnan		
	Akansha Stephen		
	Bhavana B		
	DILSHAD BANU		
DJ	Dr. Jagannatha GV		
	Hema Latha		
J	Jeevan Joshua		

Invite Mute All Unmute All

Unmute Stop Video Security Participants Chat Share Screen Pause/Stop Recording Reactions End

Participants (28)

Find a participant

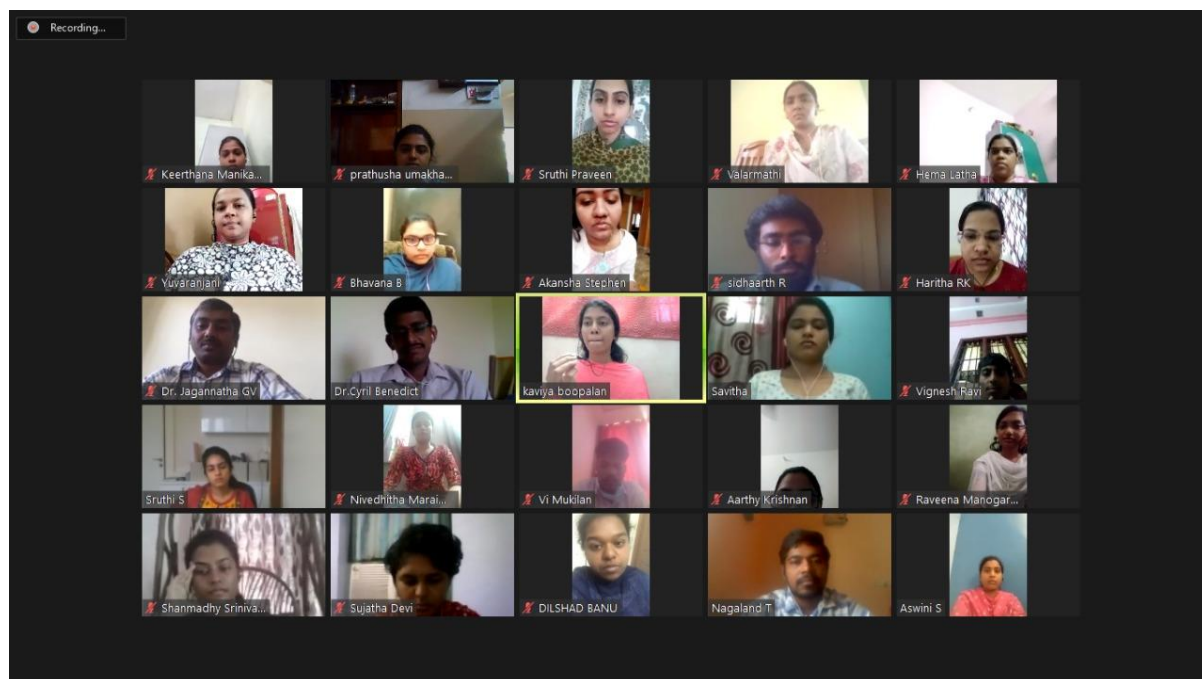
- Hema Latha
- Jeevan Joshua
- Keerthana Manikandan
- krithika rajan
- MD Monisha durairaj
- Nivedhitha Maraimalai
- RM Raveena Manogaran
- S Shanmadhy Srinivasan
- sidhaarth R
- S Sruthi Praveen
- Sujatha Devi
- V Valarmathi
- Vi Mukilan
- VR Vignesh Ravi
- Y Yuvaranjani

Invite Mute All Unmute All

Unmute Stop Video Security Participants Chat Share Screen Pause/Stop Recording Reactions End

Recording...

Valarmathi	Hema Latha	Yuvaranjani	Bhavana B	Akasha Stephen
sidhaarth R	Haritha RK	Dr. Jagannatha GV	Dr. Cyril Benedict	kaviya boopalan
Savitha	Vignesh Ravi	Sruthi S	Nivedhitha Marai...	Vi Mukilan
Aarthy Krishnan	Raveena Manogar...	Shanmadhy Sriniva...	Sujatha Devi	DILSHAD BANU
Nagaland T	Aswini S	Jeevan Joshua	Monisha durairaj	krithika rajan



CHETTINAD DENTAL COLLEGE
DEPARTMENT OF PUBLIC HEALTH DENTISTRY

INTERNS DISCUSSION MID MORNING SESSION - 03/06/2020

TIME OF THE SESSION – 11.30AM-12.30 PM

STAFF PRESENT:-

- DR.NAGALAND.T
- DR.CYRIL BENEDICT
- DR. DILSHAD BANU

NO OF STUDENTS POSTED IN PHD: 23

NO OF STUDENTS PARTICIPATED IN DISCUSSION: 21

DEPARTMENT INTERNS:-

Total No of students: 7

No of students present: 6

1. Siddharth .R
2. Vignesh Ravi
3. Raveena. M
4. Prathusha .U
5. Shanmadhy
6. Sruthi.S

ABSENT:

- Methaf Mohideen

E BLOCK INTERNS:-

Total No of students: 3

No of students present: 2

1. Akansha Tini.P
2. Monisha.D

ABSENT:

1. Clement Solomon

SUPERSPECIALITY INTERNS:-

Total No of students: 6

No of students present: 6

1. Ashwini. S
2. Haritha RK
3. Yuvaranjini
4. Sruthi P
5. Valarmathi
6. Jeevan Joshua

POONJERI BATCH

Total No of students: 7

No of students present: 7

1. Aarthy
2. Bhavana B
3. Hemalatha T
4. Keerthana.M
5. Mukilan.V
6. Krithika R
7. Savitha

S.No	Date	Batch	Topic	Faculty	No of students participated
1	03.06.2020	Interns of department, Poonjeri, E-block, Super-Specialty	ELECTRONIC DEVICES BY SRUTHI P	Dr. Nagaland T Dr Cyril Benedict Dr. Dilshad Banu	21

SUMMARY OF MEETING:

In this session, a seminar was presented titled **ELECTRONIC DEVICES** by SRUTHI P in which she explained about various newly arrived electronic devices used in dentistry and also added about their advantages and disadvantages.

① Recording You are viewing Sruthi Praveen's screen View Options

DIGITAL TECHNOLOGY IN DENTISTRY

Talking: Sruthi Praveen

- ❖ Computer aided design- computer aided manufacture
- ❖ Video imaging system
- ❖ Computer imaging system
- ❖ Radiographic imaging system
- ❖ Radiographic image processing system
- ❖ Occlusal recording systems (T-scan)
- ❖ Computerized Jaw relation recording system
- ❖ Computerized partial denture design

Unmute Stop Video Participants 22 Chat Share Screen Record Reactions Leave

① Recording You are viewing Sruthi Praveen's screen View Options

COMPUTER IMAGING SYSTEM

Talking: Sruthi Praveen

Magnify or shrink an image.	Crop an image.	Move an image.	Copy an image.	Changes shading.
Change the shape of an image.	Store and retrieve image cutouts	Create a print of the altered image	Take measurements directly from the screen.	Model available for manipulation of entire facial features

Unmute Stop Video Participants 23 Chat Share Screen Record Reactions Leave

Participants (22)

Find a participant

KM	Keerthana Manikandan (Me)	
S	Sruthi Praveen (Host)	
PU	prathusha umakhanth	
NT	Nagaland T	
SS	Sruthi S	
	Aarthi Krishnan	
	Akansha Stephen	
A	Aswini S	
	Bhavana B	
	Haritha RK	
	Hema Latha	
J	Jeevan Joshua	
	kriethika rajan	
MD	Monisha durairaj	
RM	Raveena Manogaran	

Invite Unmute Me Raise Hand

Participants (23)

Find a participant

	Bhavana B	
	DILSHAD BANU	
	Haritha RK	
	Hema Latha	
J	Jeevan Joshua	
	kriethika rajan	
MD	Monisha durairaj	
RM	Raveena Manogaran	
S	Savitha	
S	Shanmadhy Srinivasan	
	sidhaarth R	
V	Valarmathi	
	Vi Mukilan	
VR	Vignesh Ravi	
Y	Yuvaranjani	

Invite Unmute Me Raise Hand

Zoom Meeting

Type here to search

11:36 03-06-2020

Recording

Electrosurgery

Electrosurgery is the application of a high-frequency (radio frequency) alternating polarity, electrical current to biological tissue as a means to cut, coagulate, desiccate, or fulgurate tissue.

Recommendations: Avoid monopolar electrosurgery. Preferentially employ bipolar electrosurgery and keep exposure times short to minimize EMI. Place electrode dispersal pads as far as away from CIED as possible.

Sruthi S

CHETTINAD DENTAL COLLEGE
DEPARTMENT OF PUBLIC HEALTH DENTISTRY
INTERNS DISCUSSION EVENING SESSION - 03/06/2020

TIME OF THE SESSION – 02.30-03.30 PM

Staff present:-

Dr. Dilshad Banu

1st year PG:

Dr. Sujatha Devi

Dr. Nivedhitha M

No of students posted in PHD: 23

No of students participated in discussion: 21

Department interns:-

Total No of students: 7

No of students present: 6

1. Sidhaarth R
2. Vignesh Ravi
3. Raveena M
4. Prathusha U
5. Shanmadhi
6. Sruthi S

Absent:

1. Methaf Mohideen

E block interns:-

Total No of students: 3

No of students present: 3

1. Akansha Tini. P
2. Clement Solomon
3. Monisha D

Super specialty interns:-

Total No of students: 6

No of students present: 6

1. Aswini S
2. Haritha RK
3. Yuvaranjani
4. Sruthi P
5. Valarmathi M
6. Jeevan Joshua

Poonjeri batch

Total No of students: 7

No of students present: 6

1. Aarthy K
2. Bhavana B
3. Hemalatha T
4. Keerthana M
5. Krithika. R
6. Savitha

Absent:

1. Mukilan.V

Final years:

Number of students: 13

Students present: 13

1. Naafia fathima
2. Namarathaa sre
3. Nawin subaganesh
4. Neha Naomi
5. Nehrithika
6. Padmajaa
7. Pavithra .H
8. Pavithra Rajkumar
9. Pavithra Rathnaswamy
10. Pavithra Lakshmi
11. Prabavathi
12. Prasanth
13. Priyadharshini

S.No	Date	Batch	Topic	Faculty	No of students participated
1	03.06.2020	Post graduates, Interns of department, Poonjeri, E-block, Super-Specialty	Cardiac implant devices and dental management	Dr. Dilshad Banu	36

Summary of the meeting:

Today's seminar topic: **Cardiac implant devices and dental management**

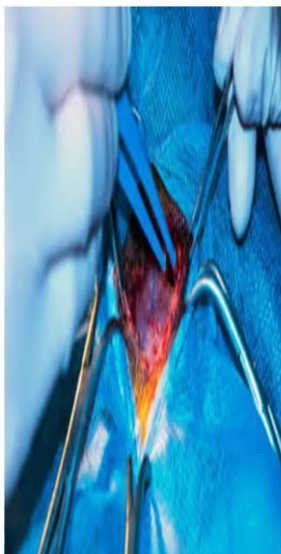
Presented by Sruthi. S

Details of the presentation:

- The importance of cardiovascular history
- The possibility of electromagnetic interferences occurring with dental equipments
- Interaction between ultrasonic equipment and cardiac implant devices
- Interferences from lasers and radiation
- Interferences between dental electrical devices and implant devices

Electrosurgery

- Electrosurgery is the application of a high-frequency (radio frequency) alternating polarity, electrical current to biological tissue as a means to cut, coagulate, desiccate, or fulgurate tissue.
- Recommendations: Avoid monopolar electrosurgery. Preferentially employ bipolar electrosurgery and keep exposure times short to minimize EMI. Place electrode dispersal pads as far as away from CIED as possible.



Radiation

[Effect of Diagnostic X-rays on Implantable Cardiac Pacemakers and Implantable Cardioverter Defibrillators, and Its Management]

[Article in Japanese]

Nobuhiro Oda¹, Hiroshi Nakajima, Hanuhiko Abe, Syuji Koyama, Shingo Kakeda, Yukunori Kourougi

Affiliations + expand

PMID: 18719297 DOI: 10.6009/jgt.64.805

Free article

Full-text links Cite

Abstract

The effects of diagnostic X-rays on implantable cardiac pacemakers and implantable cardioverter defibrillators (ICDs) were investigated. A total of 33 pacemakers from six manufacturers and nine ICDs from four manufacturers were irradiated using several X-ray units (plain X-ray diagnostic unit, under-table system fluoroscopy unit, over-table system fluoroscopy unit, biplane cardiac digital angiography unit, DSA unit and cone-beam CT unit). No systematic reset phenomena were observed in any pacemakers and ICDs under the X-ray irradiation. Nevertheless, over-sensing associated with the lack of a few pulses was observed in three of 33 pacemakers under radiation exposure. It has been proven that diagnostic X-rays might affect pacemaker function. Since the duration of the over-sensing under the radiation was very short and included transient episodes, this sensing failure, therefore, induced by radiation exposure would not affect the health of pacemaker recipients. ICDs were not affected by radiation exposure at a clinical dose. It is recommended that caution be exercised in direct irradiation to the pacemaker. Using a copper sheet of 2.0 mm thickness or more prevented over-sensing of pacemakers in the present study, especially when serial X-ray exposures were used with an over-table fluoroscopy system or cone-beam CT unit.

Table 1. Boston Scientific Analysis¹ of Dental Equipment and Potential Interactions with Implantable Pacemakers and Defibrillators

Dental Equipment	Equipment Function & Potential Interactions
Drills and cleaning equipment	Most dental drills and cleaning equipment should not affect cardiac device function.
Dental X-rays	Most diagnostic tools using ionizing radiation, such as radiography (X-ray), have not been identified as sources of device interference or damage. Dental X-rays should not affect pacemaker or defibrillator function.
Ultrasonic dental scalers	Ultrasonic dental scalers use fast vibrations to clean teeth through one of two energy conversion technologies: ² <ul style="list-style-type: none"> Magnetostrictive—uses a pulsing magnetic field applied to a metal “stack” that flexes to move tip in an elliptical pattern. Piezoelectric—uses pulsing voltage applied to ceramic crystals to move the tip in a reciprocating pattern. Boston Scientific devices comply with the AAMI PC69 standard, ³ which in general suggests Boston Scientific devices should not be affected by interference from peak magnetic field intensities less than 20 A/m (0.25 Gauss) between 10 to 100 kHz. A recent independent study conducted to investigate the potential for EMI between dental equipment and defibrillators identified no interference from the piezoelectric dental scaler tested. ⁴ Though Boston Scientific analysis indicates that device interference due to ultrasonic dental scaler use is unlikely, testing for potential EMI between our devices and ultrasonic dental scalers has not been conducted, and we cannot guarantee compatibility between the two technologies. While Boston Scientific has not identified any ultrasonic dental scalers that interfere with our implanted devices, caution should be exercised.
Apex locators	Apex locators are used by dentists to determine the length of the root canal space. Recent independent studies conducted to investigate the potential for EMI between dental equipment and pacemakers and/or defibrillators identified no interference from the apex locators tested. ^{5,6} Though Boston Scientific analysis indicates that device interference due to apex locator use is unlikely, Boston Scientific has not conducted testing for potential EMI between its devices and apex locators, and cannot guarantee compatibility between the two technologies. While Boston Scientific has not identified any apex locators that interfere with our implanted devices, caution should be exercised.
Dental chairs with magnetic headrests	Some dental chairs contain magnets located in the headrest. If the pacemaker or defibrillator is programmed not to respond to a magnet, patients may sit in these chairs. If the implanted device is programmed to respond to a magnet and: <ul style="list-style-type: none"> The magnet power is less than 10 Gauss (1mTesla)—patients may sit in these chairs. The magnet power is greater than or equal to 10 Gauss (1mTesla)—patients should not sit in these chairs as device function/programming may be affected.
Electrocautery	Electrocautery may temporarily affect the function of an implanted pacemaker or defibrillator. During electrocautery use, Boston Scientific defibrillators can be temporarily deactivated and a pacemaker can be programmed to pace asynchronously. The physician who monitors the patient's implantable device should be contacted to discuss the use of electrocautery and the potential impact of these programming options. Reference device instructions for Use manuals or the A Closer Look article, <i>Electrocautery and Implantable Device Systems</i> for further instructions / precautions when using electrocautery during dental procedures. This information is available through CRM Technical Services or on Boston Scientific's website. ⁷

¹Boston Scientific has not directly tested the effects of dental equipment on its implanted cardiac devices, but has carefully examined product specifications relative to the standards to which its products were developed.

²The Free Dictionary by Farlex web page. Available at <http://medical-dictionary.thefreedictionary.com/ultrasonic+magnetostrictive+scaler>. Accessed on October 24, 2008.








































³ANSI/AAMI PC69:2007. Active implantable medical devices—Electromagnetic compatibility—EMC test protocols for implantable cardiac pacemakers and implantable cardioverter defibrillators. pp 76-80.






























⁴Brand, HS, Entjes, ML, Neuw Amerongen, AV, van der Hoeft, EV, Schrama, TAM. Interference of electrical dental equipment with Implantable Cardioverter-defibrillators. *British Dental Journal*. 2007; 203:577-579.






































⁵Giordano, RR, Este, EE, Dorn, SO, Kuttler, S. Effect of Electronic Apex Locators on Cardiac Pacemaker Function. *Journal of Endodontics*. 2002; 28:831-833.

⁶Wilson, BL, Broberk, C, Baumgartner, JC, Harris, C, Kron, J. Safety of Electronic Apex Locators and Pulp Testers in Patients with Implanted Cardiac Pacemakers or Cardioverter/Defibrillators. *Journal of Endodontics*. 2006; 32: 847-862.

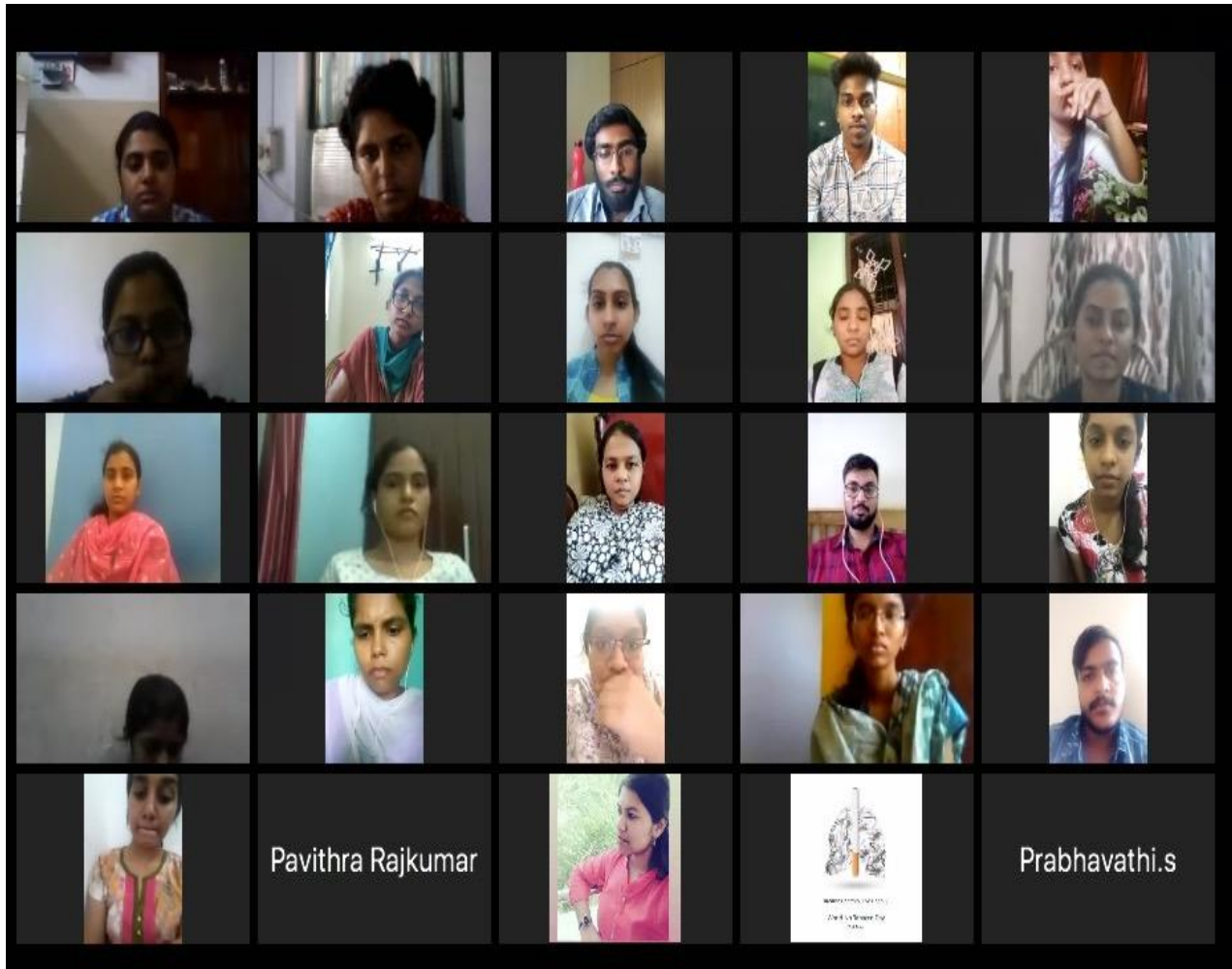
⁷A Closer Look article, *Electrocautery and Implantable Device Systems* website path: bostonscientific.com > Product Performance Resource Center > A Closer Look

	Pavithra RathinaSwamy	  >
	P Prabhavathi.s	  >
	P Prasanth	  >
	Priya Darshini	  >
	Raveena Manogaran	  >
	S Savitha	  >
	Shanmadhy Srinivasan	  >
	Sidhu Ravi	  >
	Sruthi Praveen	  >
	Sujatha Devi	  >
	Valarmathi	  >
	Vignesh Ravi	  >
	Yuvaranjani	  >

	Keerthana Manikandan	  >
	krithika rajan	  >
	Monisha durairaj	  >
	Naafia Fathima	  >
	Namarrathaa Sre	  >
	Nawin subhaganesh	  >
	Neha Naomi	  >
	Nehrthika Kumaresan	  >
	Nivedhitha Maraimalai	  >
	Padmajaa Krishnan	  >
	Pavithra lakshmi N	  >
	Pavithra Rajkumar	  >

Close	Participants (37)
	Search
	Hema Latha (me)   >
	prathusha umakhan... (host)   >
	Sruthi S   >
	Aarthiy Krishnan   >
	Akansha Stephen   >
	Aswini S   >
	Bhavana B   >
	Clement Solomon   >
	DILSHAD BANU   >
	H. Pavithra   >
	Haritha RK   >
	Jeevan Joshua   >





CHETTINAD DENTAL COLLEGE
DEPARTMENT OF PUBLIC HEALTH DENTISTRY
INTERNS DISCUSSION MORNING SESSION - 04/06/2020

TIME OF THE SESSION – 9.00AM-10.00 AM

STAFF PRESENT:-

- DR.JAGANNATH GV
- DR.NAGALAND.T
- DR. CYRIL BENEDICT
- DR. DILSHAD BANU

NO OF STUDENTS POSTED IN PHD: 22

NO OF STUDENTS PARTICIPATED IN DISCUSSION: 21

POST GRADUATES:-

Dr. Sujatha

Dr. Nivedhitha

DEPARTMENT INTERNS:-

Total No of students: 7

No of students present: 6

1. Siddharth .R
2. Vignesh Ravi
3. Raveena. M
4. Prathusha .U
5. Shanmadhy
6. Sruthi.S

ABSENT:

- Methaf Mohideen

E BLOCK INTERNS:-

Total No of students: 2

No of students present: 2

1. Akansha Tini.P
3. Clement soloman

SUPER SPECIALITY INTERNS:-

Total No of students: 6

No of students present: 6

- Ashwini. S
- Haritha RK
- Yuvaranjini
- Sruthi P
- Valarmathi
- Jeevan Joshua

POONJERI BATCH

Total No of students: 7

No of students present: 7

1. Aarthy
2. Bhavana B
3. Hemalatha T
4. Keerthana.M
5. Mukilan.V
6. Krithika R
7. Savitha


S.No	Date	Batch	Topic	Faculty	No of students participated
1	04.06.2020	Interns of department, Poonjeri, E-block, Super-Specialty, Post Graduates	OIL PULLING	Dr. Jagannatha Dr Nagaland Dr. Cyril Benedict Dr.Dilshad banu	23

SUMMARY OF MEETING:

In this session, a seminar was presented titled **OIL PULLING** by SAVITHA ELUMALAI in which she explained about various oils are used in dentistry and also added about their advantages and disadvantages.

Recording

Oil pulling in maintaining oral health



Chettinad
Dental College & Research Institute

Participants:

- Savitha Elumalai
- Hema Latha
- Sruthi Praveen
- Keerthana M...
- sidhaarth R
- Niveditha ...
- Clement Solob...
- Bhavana B
- Yuvaranjani
- Dr. Jagannat...
- Akansa Ste...
- Vignesh Ravi
- Jeevan Joshua
- Raveena Ma...
- krithika rajan
- Aarthi Krishn...
- Sruthi S
- Aswini S
- Haritha RK
- prathusha u...
- Shanmadhy ...
- Sujatha Devi
- DILSHAD BA...
- Valarmathi

Zoom Meeting

Recording

00:02:27 Speaker View

Participants:

- Aswini S
- Dr.Cyril Benedict
- Sujatha Devi
- Sruthi Praveen
- Keerthana Manikandan
- Valarmathi
- Hema Latha
- Niveditha Maraimalai
- Clement Solomon
- Bhavana B
- Yuvaranjani
- Raveena Manogaran
- Dr. Jagannatha GV
- Akansa Stephen
- Vignesh Ravi
- Nagaland T
- Aarthi Krishnan
- prathusha umakhanth
- Haritha RK
- Shanmadhy Srinivasan
- Mahalakshmi
- Savitha Elumalai
- krithika rajan
- Jeevan Joshua
- Sruthi S

Unmute Stop Video

Type here to search

Participants 28 Chat Share Screen Record Reactions

09:38 AM 04-06-2020

Participants (27)

Find a participant

DB	Dr.Cyril Benedict (Me)	
SS	Sruthi S (Host)	
	Akansha Stephen	
J	Jeevan Joshua	
M	Mahalakshmi	
AK	Aarthy Krishnan	
A	Aswini S	
	Bhavana B	
CS	Clement Solomon	
	DILSHAD BANU	
DJ	Dr. Jagannatha GV	
	Haritha RK	
	Hema Latha	
	Keerthana Manikandan	
	krithika rajan	
NT	Nagaland T	
	Nivedhitha Maraimalai	

Invite Unmute Me

Type here to search

09:39 AM
04-06-2020

Participants (27)

Find a participant

DJ	Dr. Jagannatha GV	
	Haritha RK	
	Hema Latha	
	Keerthana Manikandan	
	krithika rajan	
NT	Nagaland T	
	Nivedhitha Maraimalai	
PU	prathusha umakhanth	
RM	Raveena Manogaran	
	Savitha Elumalai	
S	Shanmadhy Srinivasan	
	sidhaarth R	
S	Sruthi Praveen	
SD	Sujatha Devi	
V	Valarmathi	
	Vi Mukilan	
Y	Yuvaranjani	

Invite Unmute Me

Type here to search

09:39 AM
04-06-2020

CHETTINAD DENTAL COLLEGE
DEPARTMENT OF PUBLIC HEALTH DENTISTRY
INTERNS DISCUSSION MID-MORNING SESSION - 04/06/2020

TIME OF THE SESSION –11.30AM-12.30PM

STAFF PRESENT:-

- DR.CYRIL BENEDICT
- DR. DILSHAD BANU

NO OF STUDENTS POSTED IN PHD: 22

NO OF STUDENTS PARTICIPATED IN DISCUSSION: 21

DEPARTMENT INTERNS:-

Total No of students: 7

No of students present: 6

1. Siddharth .R
2. Vignesh Ravi
3. Raveena.M
4. Prathusha .U
5. Shanmadhy
6. Sruthi.S

ABSENT:

- Methaf Mohideen

E BLOCK INTERNS:-

Total No of students: 2

No of students present: 2

1. Akansha Tini.P
3. Clement Solomon

SUPERSPECIALITY INTERNS:-

Total No of students: 6

No of students present: 6

- Ashwini. S
- Haritha RK
- Yuvaranjini
- Sruthi P
- Valarmathi
- JeevanJoshua

POONJERI BATCH

Total No of students: 7

No of students present: 7

1. Aarthy
2. Bhavana B
3. Hemalatha T
4. Keerthana.M
5. Mukilan.V
6. Krithika R
7. Savitha

S.No	Date	Batch	Topic	Faculty	No of students participated
1	04.06.2020	Interns of department, Poonjeri, E-block, Super-Specialty	OIL PULLING	Dr. Cyril Benedict Dr. Dilshad Banu	21

SUMMARY OF MEETING:

In this session, a seminar was presented titled **OILPULLING** by CLEMENT SOLOMON in which he explained about various oils are used in dentistry and Various studies done in oil pulling by different authors and also discussed about various reviews and abstracts by scholars.

Zoom Meeting

Recording

00:05:30

Sesame oil

- Organic oils such as sunflower oil, sesame oil, and coconut oil are of benefit especially if it is cold pressed, though refined oil also works in "pulling" the bacteria, viruses and protozoa from the oral cavity. Since trans fats are absent in cold pressed oils when compared to commercial oils which are extracted from strong petroleum based solvents, oil pulling is ideally performed with cold pressed oils.
- Traditionally sesame oil is documented to be preferred oil for practicing oil pulling.
- Root of Sesame (*Sesamum indicum*) contains chlorosessamone which has antifungal activity. Also polyunsaturated fatty acids present in sesame oil reduces free radical injury occurring in oral cavity.
- Sesame oil contains three lignans (sesamin, sesamol, and sesamolinol). These lignans contain Vitamin E and polyunsaturated fatty acids. In addition, linoleic acid and oleic acid are also major components of sesame oil. The components of sesame oil possess antioxidant properties that reduce lipid peroxidation by diminishing the free radical injury to oral tissues.

Participants:

- Akansa Stephen
- Dr.Cyril Benedict
- Sruthi Praveen
- Haritha RK
- prathusha umakh...
- Keerthana Manika...
- Bhavana B
- Clement Solomon
- sidhaarth R
- Jeevan Joshua
- Hema Latha
- Savitha
- Sruthi S
- Vignesh Ravi
- Yuvaranjani
- Aarthi Krishnan
- kritika rajan
- Aswini S
- Raveena Manogar...
- DILSHAD BANU
- Valarmathi
- Shanmadhy Srinl...
- Vi Mukilan

Type here to search

11:40 AM
04-06-2020

Zoom Meeting

Recording

00:05:30

Sesame oil

- Organic oils such as sunflower oil, sesame oil, and coconut oil are of benefit especially if it is cold pressed, though refined oil also works in "pulling" the bacteria, viruses and protozoa from the oral cavity. Since trans fats are absent in cold pressed oils when compared to commercial oils which are extracted from strong petroleum based solvents, oil pulling is ideally performed with cold pressed oils.
- Traditionally sesame oil is documented to be preferred oil for practicing oil pulling.
- Root of Sesame (*Sesamum indicum*) contains chlorosessamone which has antifungal activity. Also polyunsaturated fatty acids present in sesame oil reduces free radical injury occurring in oral cavity.
- Sesame oil contains three lignans (sesamin, sesamol, and sesamolinol). These lignans contain Vitamin E and polyunsaturated fatty acids. In addition, linoleic acid and oleic acid are also major components of sesame oil. The components of sesame oil possess antioxidant properties that reduce lipid peroxidation by diminishing the free radical injury to oral tissues.

Participants:

- Akansa Stephen
- Dr.Cyril Benedict
- Sruthi Praveen
- Haritha RK
- prathusha umakh...
- Keerthana Manika...
- Bhavana B
- Clement Solomon
- sidhaarth R
- Jeevan Joshua
- Hema Latha
- Savitha
- Sruthi S
- Vignesh Ravi
- Yuvaranjani
- Aarthi Krishnan
- kritika rajan
- Aswini S
- Raveena Manogar...
- DILSHAD BANU
- Valarmathi
- Shanmadhy Srinl...
- Vi Mukilan

Type here to search

11:40 AM
04-06-2020

PARTICIPANTS LIST:

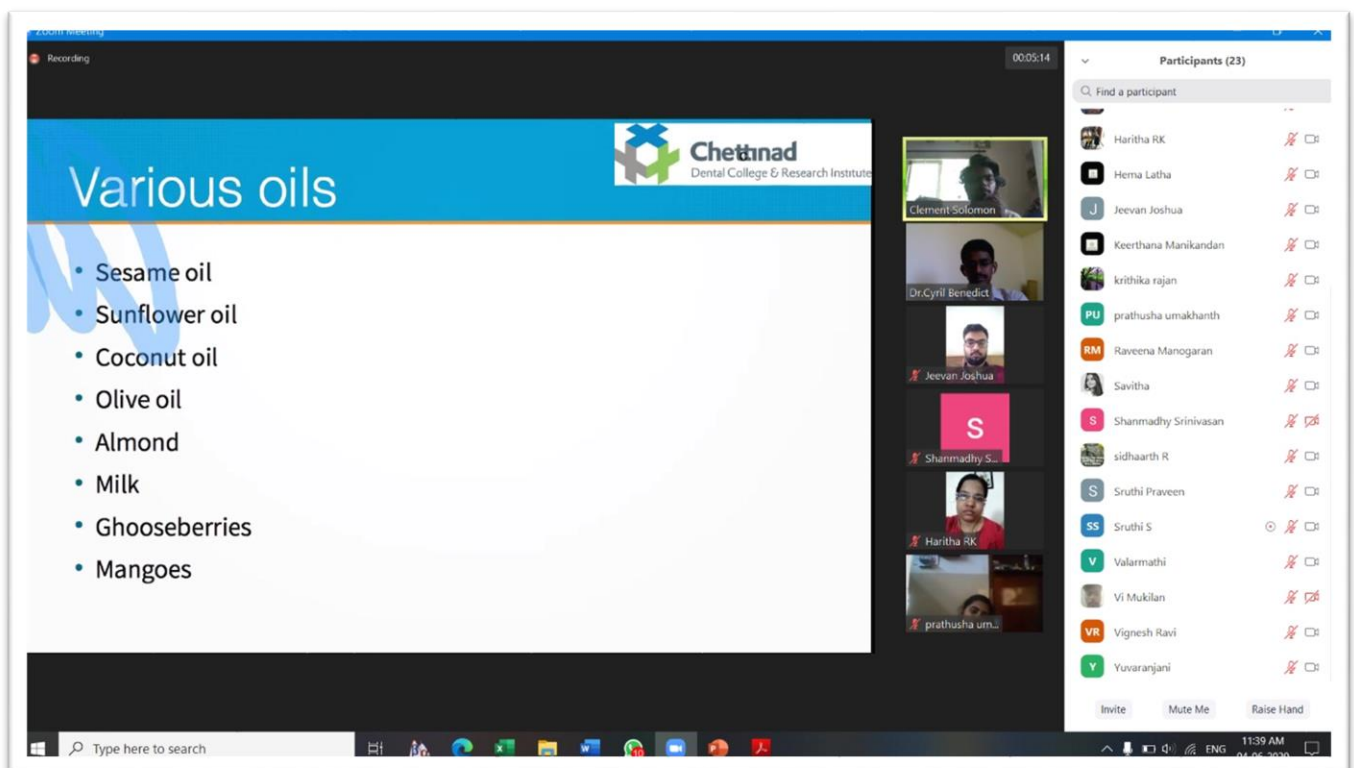


Oil pulling

B. Clement Solomon
Department of Public Health Dentistry
Chettinad Dental College & Research Institute

Participants (23)

- Dr.Cyril Benedict (Me)
- Aswini S (Host)
- Clement Solomon
- Aanthy Krishnan
- Akansha Stephen
- Bhavana B
- DILSHAD BANU
- Haritha RK
- Hema Latha
- Jeevan Joshua
- Keerthana Manikandan
- krihika rajan
- prathusha umakhanth
- Raveena Manogaran
- Savitha
- Shanmadhy Srinivasan



Various oils

- Sesame oil
- Sunflower oil
- Coconut oil
- Olive oil
- Almond
- Milk
- Ghooseberries
- Mangoes

Participants (23)

- Haritha RK
- Hema Latha
- Jeevan Joshua
- Keerthana Manikandan
- krihika rajan
- prathusha umakhanth
- Raveena Manogaran
- Savitha
- Shanmadhy Srinivasan
- sidhaarth R
- Sruthi Praveen
- Sruthi S
- Valarmathi
- Vi Mukilan
- Vignesh Ravi
- Yuvaranjani

CHETTINAD DENTAL COLLEGE AND RESEARCH INSTITUTE

DEPARTMENT OF PUBLIC HEALTH DENTISTRY

INTERNS DISCUSSION AFTERNOON SESSION -04/06/2020

TIMING: 2.30 PM – 3.30 PM

Staff present:-

Dr. Dilshad Banu

First year PG:

1. Dr. Sujatha Devi

2. Dr. Nivedhitha M

No of students posted in PHD: 22

No of students participated in discussion: 21

Department interns:-

Total No of students: 7

No of students present: 6

1. Sidhaarth R

2. Vignesh Ravi

3. Raveena M

4. Prathusha U

5. Shanmadhi

6. Sruthi S

Absent:

1. Methaf Mohideen

E block interns:-

Total No of students: 2

No of students present: 2

1. Akansha Tini. P

2. Clement Solomon

Super specialty interns:-

Total No of students: 6

No of students present: 6

1. Aswini S
2. Haritha RK
3. Yuvaranjani
4. Sruthi P
5. Valarmathi
6. Jeevan Joshua

Poonjeri batch

Total No of students: 7

No of students present: 7

1. Aarthi K
2. Bhavana B
3. Hemalatha
4. Keerthana M
5. Mukilan V
6. Krithika. R
7. Savitha

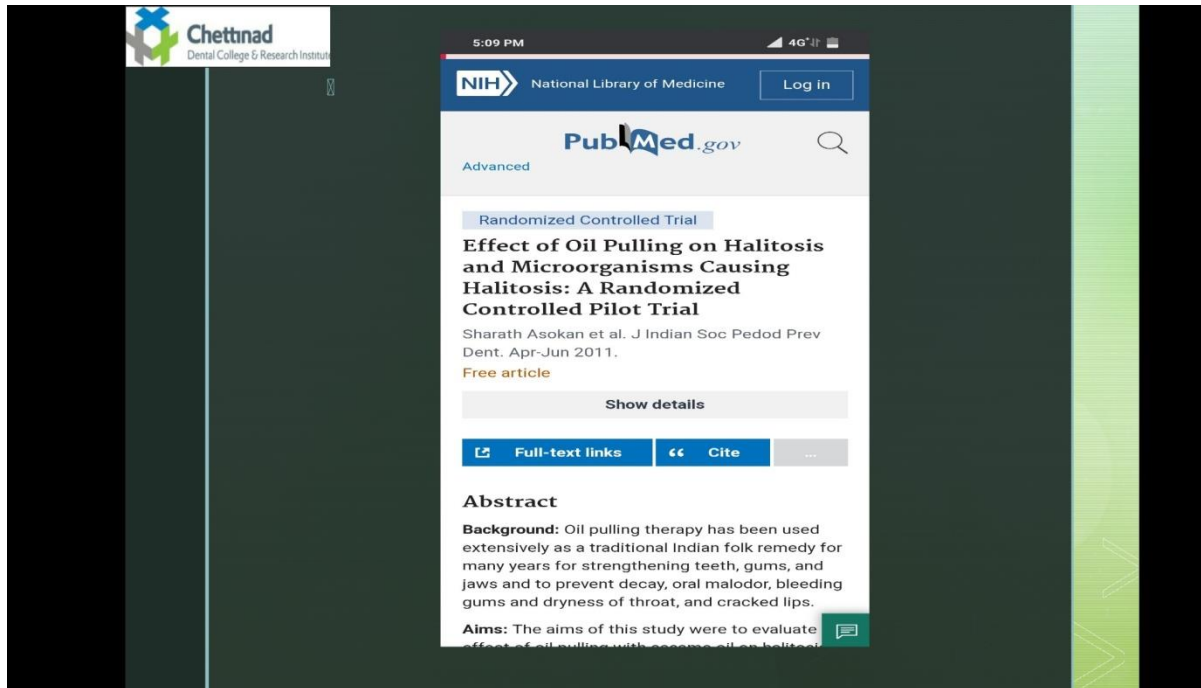
S.No	Date	Batch	Topic	Faculty	No of students participated
1	04.06.2020	Interns of department, Poonjeri, E-block, Super-Specialty, 1st yr. PG	OIL PULLING	Dr. Dilshad Banu	23

SUMMARY:

The topic of discussion was **OIL PULLING** by G. Jeevan Joshua and Shanmadhy.

- Uses of oil pulling
- Effect of oil pulling in halitosis
- Effect of oil pulling on teeth whitening
- Effect of oil pulling on oral thrush
- Pregnancy gingivitis and safety of using oil pulling during pregnancy.
- Other systemic benefits of oil pulling during pregnancy
- Systemic conditions where oil pulling is used for treatment currently in Ayurveda
- Future scope of oil pulling as complementary medicine

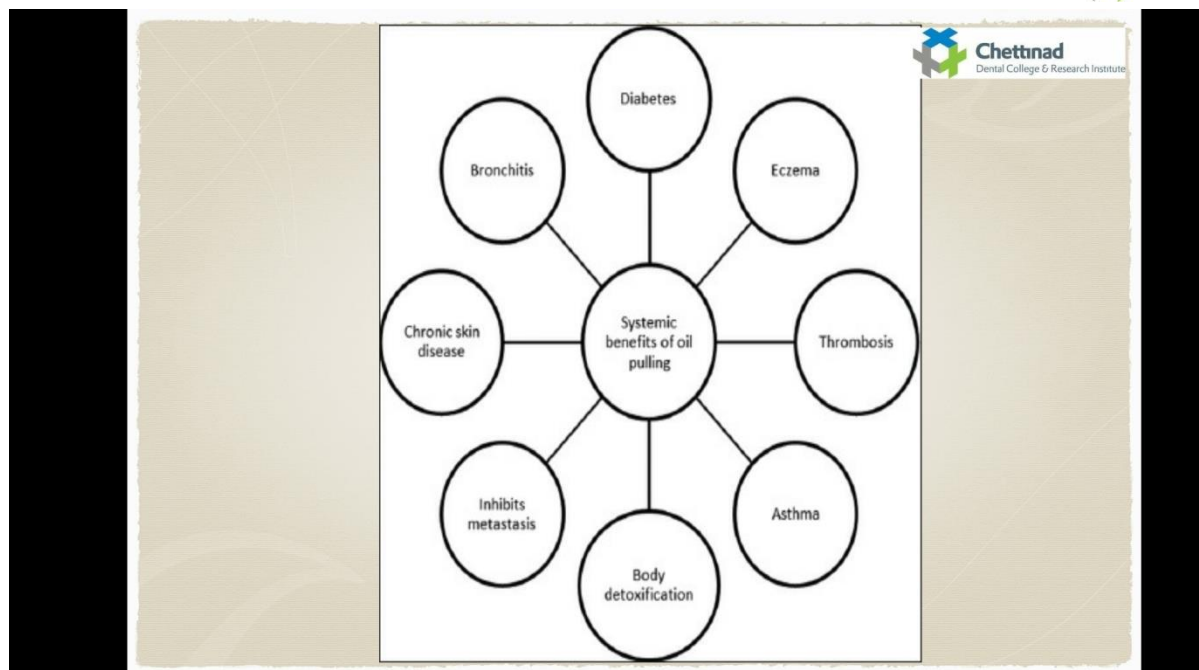




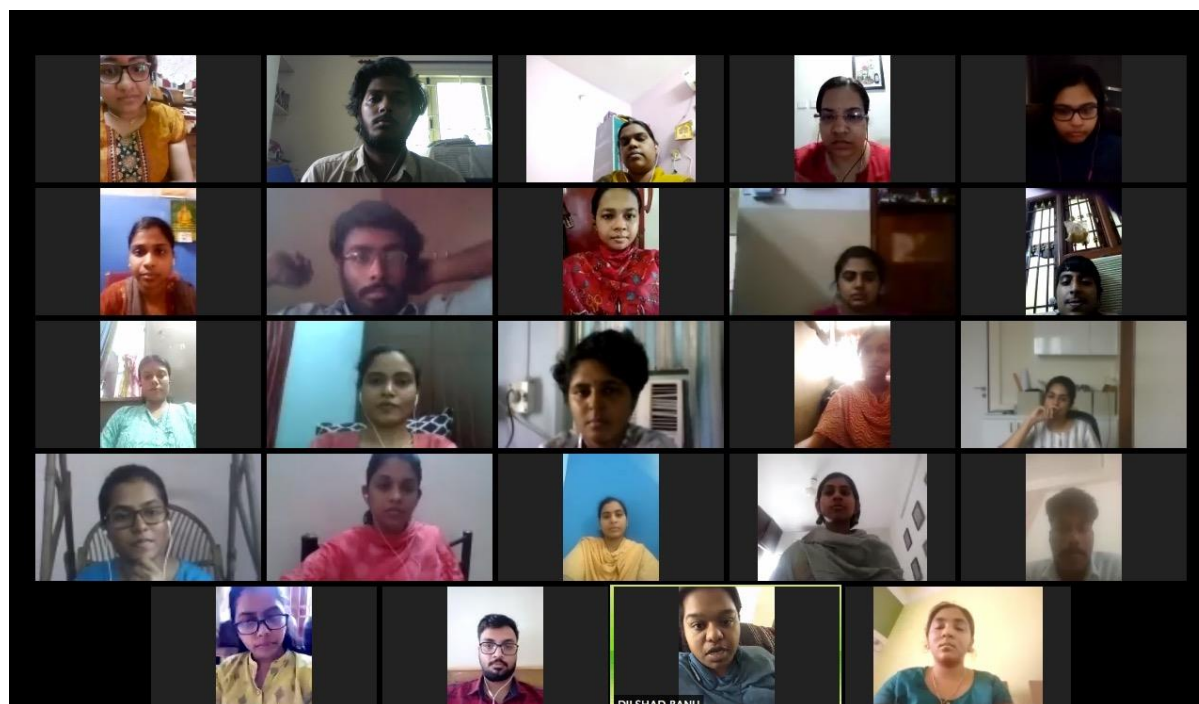
Other benefits

- * Effect of nausea reduced
- * Reducing migraine attacks
- * Reduced acne
- * Better sleep
- * Ease sinus congestion





PARTICIPANTS:




CS Clement Solomon (me)

A Aswini S (Host)

J Jeevan Joshua

AK Aarthiy Krishnan


 Akansha Stephen

 Bhavana B

 DILSHAD BANU

 Haritha RK

 Hema Latha

 Keerthana Manikandan

 krithika rajan

 Nivedhitha Maraimalai

pu prathusha umakhanth

RM Raveena Manogaran

 krithika rajan


 Nivedhitha Maraimalai

pu prathusha umakhanth

RM Raveena Manogaran

S Savitha

S Shanmadhy Srinivasan

 sidhaarth R

S Sruthi Praveen

SS Sruthi S

 Sujatha Devi

V Valarmathi

 Vi Mukilan

VR Vignesh Ravi

Y Yuvaranjani

DEPARTMENT OF PUBLIC HEALTH DENTISTRY

INTERNS DISCUSSION MORNING SESSION -5/06/2020 from 9 am to 10.10 am

Staff present:-

1. Dr. Jagannatha G V (Faculty in charge)
2. Dr. Nagaland
3. Dr. Cyril Benedict H
4. Dr. Nagappan
5. Dr. Dilshad Banu

No of students posted in PHD: 22

No of students participated in discussion: 21

Post graduate students:

- 1) Dr Sujatha
- 2) Dr Nivedhitha

Department interns:-

Total No of students: 7

No of students present: 6

- 1) Prathusha U
- 2) Raveena M
- 3) Shanmadhy S
- 4) Sidhaarth R
- 5) Sruthi S
- 6) Vignesh Ravi

Absentees:

- 1) Methaf moidheen

E block interns:-

Total No of students: 2

No of students present: 2

- 1) Akansha Tini
- 2) Clement Solomon

Poonjeri batch:-

Total No of students: 7
No of students present: 7
1) Aarthi
2) Hemalatha
3) Mukilan
4) Bhavana
5) Keerthana M
6) Savitha

Super Specialty Interns:-

Number of interns: 6
Number of interns present: 6
1) Aswini S
2) Haritha RK
3) Jeevan joshuva
4) Yuvaranjini
5) Sruthi P
6) Valar mathi

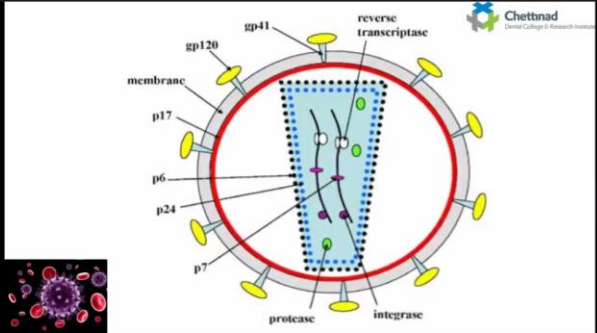
S.No	Date	Batch	Topic	Faculty	No of students participated
1	5.06.2020	Interns of department, Poonjeri, E-block, Super-Specialty, Post Graduates	Yoga Session And Discussion Done On Aids And Its Clinical Manifestation	Dr. Jagannatha GV Dr. Nagappan Dr Nagaland T Dr Cyril Benedict H Dr. Dilshad Banu	23

Summary:-

- 1) Yoga session was hosted by Kavya.
- 2) Intern Discussion Topic presentation was done by AKANSHA TINI on AIDS and clinical Manifestation.
- 3) Where the structure, pathogenesis were explained
- 4) Stages and the revised classification of stages were enlightened. Mainly the mode of transmission was briefly discussed
- 5) NATIONAL AIDS control program was stated and its various stages were explained briefly.
- 6) And the discussion was concluded with a small Quiz!

Recording... You are viewing Akansha Stephen's screen View Options

Speaker View Exit Full Screen



The diagram illustrates the structure of the HIV virus. It shows a spherical virus with a red outer membrane and a blue inner core. The membrane is studded with yellow glycoprotein spikes labeled 'gp120' and 'gp41'. Inside the core, there are purple dots representing RNA and green dots representing enzymes. Labels include: 'reverse transcriptase', 'membrane', 'p17', 'p6', 'p24', 'p7', 'protease', and 'integrase'. A small inset image shows a cluster of red blood cells.

Participants: 26

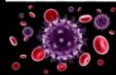
Unmute Stop Video Participants Chat Share Screen Pause/Stop Recording Reactions Leave

Participants: Haritha RK, Valar Mathi, Jeevan Joshua, Hema Latha, Bhavana B, Yuvaranjani, Nivedhitha Mar..., Raveena Mano..., Shanmadhy Sri..., Sujatha Devi

Recording...

WHERE DID HIV COME FROM ?

- Scientists identified a type of chimpanzee in West Africa as the source of HIV infection in humans. They believe that the chimpanzee version of the immunodeficiency virus (called simian immunodeficiency virus or SIV) most likely was transmitted to humans and mutated into HIV when humans hunted these chimpanzees for meat and came into contact with their infected blood. Over decades, the virus slowly spread across Africa and later into other parts of the world.



Participants: 26

Unmute Stop Video Participants Chat Share Screen Pause/Stop Recording Reactions Leave

Participants: Dr. Jagannatha, sidhaarth R, Akansha Stephen, Vi Mukilan, Jeevan Joshua, krithika rajan, prathusha uma..., Clement Solom..., Savitha, Vignesh Ravi

Participants (28)

Find a participant

KM	Keerthana Manikandan		
IR	Irithika rajan		
NM	Nivedhitha Maraimalai		
PU	prathusha umakhanth		
RM	Raveena Manogaran		
S	Savitha		
S	Shanmadhy Srinivasan		
SR	sidhaarth R		
S	Sruthi Praveen		
SS	Sruthi S		
SD	Sujatha Devi		
VM	Valar Mathi		
VM	Vi Mukilan		
VR	Vignesh Ravi		
Y	Yuvaranjani		

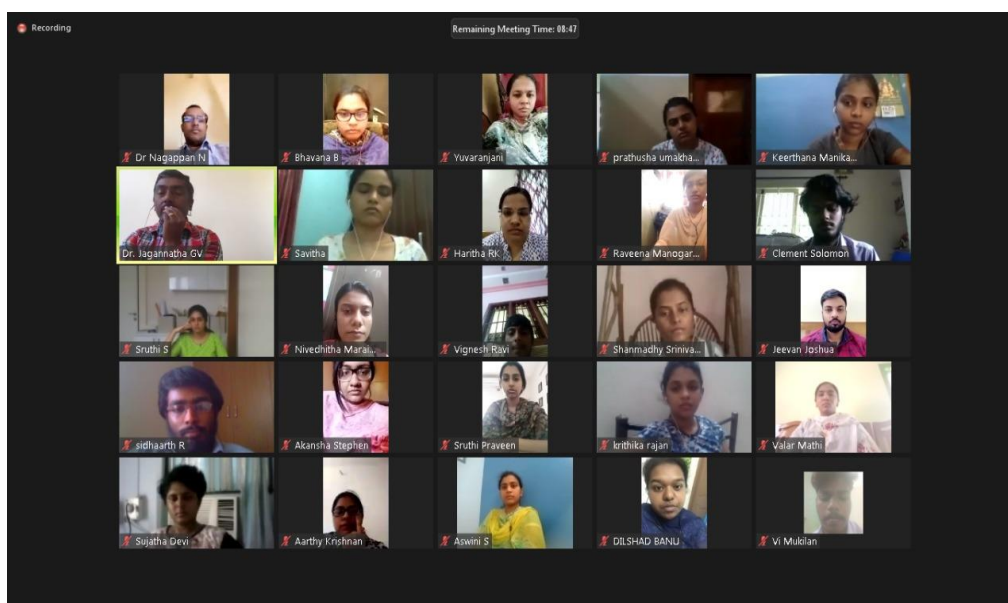
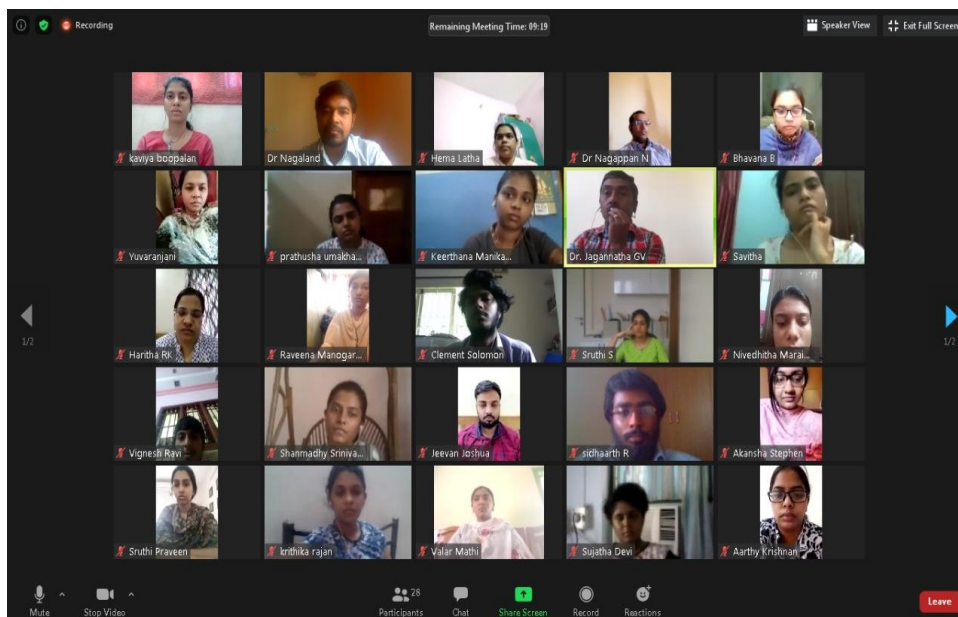
Invite Mute Me Raise Hand

Participants (28)

Find a participant

DN	Dr Nagaland (Me)		
AK	Aarth Krishnan (Host)		
DJ	Dr. Jagannatha GV		
AS	Akansa Stephen		
AS	Aswini S		
BS	Bhavana B		
CS	Clement Solomon		
DS	DR SHAD BANU		
DR	Dr Nagappan N		
HR	Haritha RK		
HE	Hema Latha		
J	Jeevan Joshua		
KB	kaviya boopalan		
KM	Keerthana Manikandan		
IR	Irithika rajan		

Invite Mute Me Raise Hand



CHETTINAD DENTAL COLLEGE AND RESEARCH INSTITUTE

DEPARTMENT OF PUBLIC HEALTH DENTISTRY

INTERNS DISCUSSION MID MORNING SESSION -05/06/2020

Staff present:-

Dr. Nagappan

Dr. Nagaland

Dr. Dilshad Banu

First year PG:

1. Dr. Sujatha Devi

2. Dr. Nivedhitha M

No of students posted in PHD: 22

No of students participated in discussion: 21

Department interns:-

Total No of students: 7

No of students present: 6

1. Sidhaarth R

2. Vignesh Ravi

3. Raveena M

4. Prathusha U

5. Shanmadhi

6. Sruthi S

Absent:

1. Methaf Mohideen

E block interns:-

Total No of students: 2

No of students present: 2

1. Akansha Tini. P
2. Clement Solomon

Super specialty interns:-

Total No of students: 6

No of students present: 6

1. Aswini S
2. Haritha RK
3. Yuvaranjani
4. Sruthi P
5. Valarmathi
6. Jeevan Joshua

Poonjeri batch

Total No of students: 7

No of students present: 7

1. Aarthiy K
2. Bhavana B
3. Hemalatha
4. Keerthana M
5. Mukilan V
6. Krithika. R
7. Savitha

S.No	Date	Batch	Topic	Faculty	No of students participated
1	05.06.2020	Interns of department, Poonjeri, E-block, Super-Specialty, 1st yr. PG	AIDS- oral manifestation	Dr. Nagappan Dr. Nagaland Dr. Dilshad Banu	23

SUMMARY:

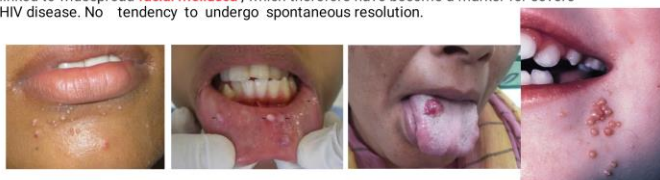
The topic of discussion was **AIDS- oral manifestation** by Vignesh

- Introduction to HIV/AIDS
- Oral manifestation as predictors of severity of HIV diseases
- Classification of oral manifestation of HIV disease
- Clinical features of various infections, tumors, inflammatory reaction and other oral manifestation of systemic diseases where explained in detail
- Dental setup acting as primary area for HIV screening
- Few question related to topic of interest in NEET preparation where prepared and asked.



Molluscum contagiosum

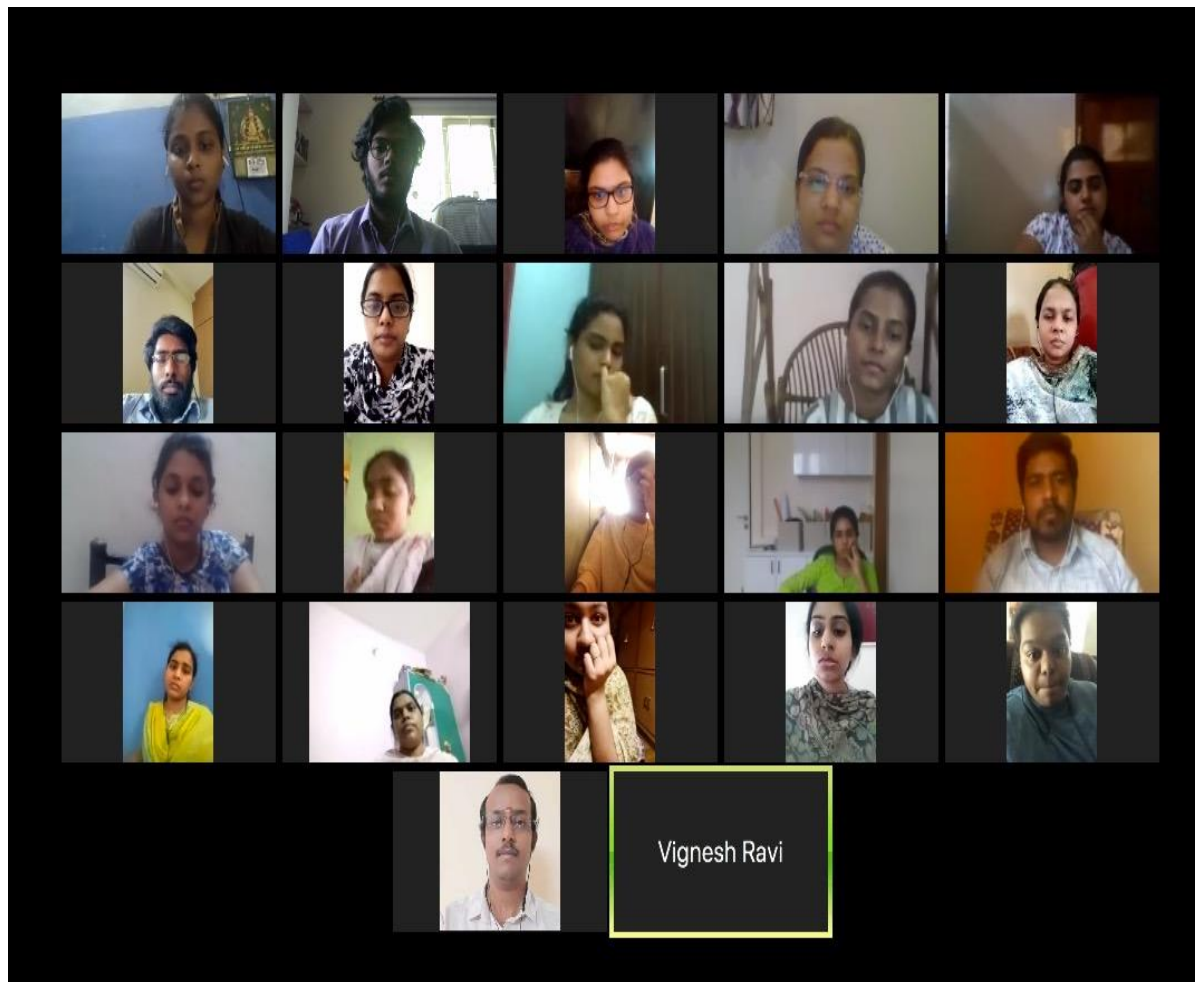
- Infection of skin caused by pox virus. Oral lesions occur most frequently on the **lips, tongue, and buccal mucosa**. Their appearance is similar to lesions on the skin. The lesions average **2 to 5 mm** in size, **Shiny, white, skin coloured dome shaped papules** that often demonstrate a **central depressed crater**. MC lesions are generally painless, but they may itch or become irritated. Picking or scratching the bumps may lead to further MC infection (**autoinoculation**), scarring, or secondary bacterial infection.
- Facial and perioral MC is seen with increased frequency in human immunodeficiency virus infection, particularly in HIV infected homosexual men. **Low CD4 counts** have been linked to widespread **facial mollusca**, which therefore have become a marker for severe HIV disease. No tendency to undergo spontaneous resolution.











Verruca vulgaris

- **VERRUCA VULGARIS** or **COMMON WARTS (HPV2, 4)** • The name "verruca" is Latin for wart. A local **growth of the outer layer of the skin** caused by a virus - **White, sessile, verrucous, solitary or multiple elevated** lesions with discrete borders. Common on skin, **lips, hard palate** or gingiva) - In patients with oral infection, commonly seen on digits.
- Verruca vulgaris on the lateral border of the tongue exhibits the **multiple, sharp-tipped, white, verrucous appearance**, which is classic for this lesion in the oral cavity. Not all verrucae are so clinically diagnostic. This verruca on the retromolar pad shows much less keratinization and a broader base. Verrucae and papillomas may be **difficult to differentiate**, but both are usually surgically excised.





 Dr Nagappan N	 
 Haritha RK	 
 Hema Latha	 
 Keerthana Manikandan	 
 krithika rajan	 
 prathusha umakhanth	 
 Raveena Manogaran	 
 Savitha	 
 Shanmadhy Srinivasan	 
 Sidhu Ravi	 
 Sruthi Praveen	 
 Sruthi S	 
 Valar Mathi	 
 Yuvaranjani	 

 Clement Solomon (me)	  
 Aarth Krishnan (Host)	 
 Vignesh Ravi	  
 Dr Nagaland	 
 Akansha Stephen	 
 Aswini S	 
 Bhavana B	 
 DILSHAD BANU	 
 Dr Nagappan N	 
 Haritha RK	 
 Hema Latha	 
 Keerthana Manikandan	 
 krithika rajan	 
 prathusha umakhanth	 

CHETTINAD DENTAL COLLEGE AND RESEARCH INSTITUTE

DEPARTMENT OF PUBLIC HEALTH DENTISTRY

INTERNS DISCUSSION AFTERNOON SESSION -05/06/2020

Staff present:-

Dr. Dilshad Banu

First year PG:

1. Dr. Sujatha Devi

2. Dr. Nivedhitha M

No of students posted in PHD: 22

No of students participated in discussion: 21

Department interns:-

Total No of students: 7

No of students present: 6

1. Sidhaarth R

2. Vignesh Ravi

3. Raveena M

4. Prathusha U

5. Shanmadhi

6. Sruthi S

Absent:

1. Methaf Mohideen

E block interns:-

Total No of students: 2

No of students present: 2

1. Akansha Tini. P
2. Clement Solomon

Super specialty interns:-

Total No of students: 6

No of students present: 6

1. Aswini S
2. Haritha RK
3. Yuvaranjani
4. Sruthi P
5. Valarmathi
6. Jeevan Joshua

Poonjeri batch

Total No of students: 7

No of students present: 7

1. Aarthiy K
2. Bhavana B
3. Hemalatha
4. Keerthana M
5. Mukilan V
6. Krithika. R
7. Savitha

S.No	Date	Batch	Topic	Faculty	No of students participated
1	05.06.2020	Interns of department,Poonjeri, E-block, Super-Specialty, 1st yr PG	Anti-retroviral therapy, Pre exposure and post exposure prophylaxis and waste management	Dr. Dilshad Banu	23

SUMMARY:

The Seminar on Anti-retroviral therapy was presented by Haritha.

She talked about the following subheadings:

- Mechanism of action of the HIV virus
- The reverse transcriptase inhibitors
- Integrase inhibitors
- Protease inhibitors
- Drug recommendation by NACO
- Revised NACO ART regimen
- Management of oral lesions in HIV
- She talked about the treatment of oral candidiasis, xerostomia, herpes simplex virus infection, oral hairy leukoplakia, NUP, NUG and linear gingival erythema.
- She also included few MCQs in the end of her presentation.

The Seminar on Pre exposure prophylaxis, post exposure prophylaxis and waste

Management was done by Bhavana. She talked about the following subtopics:

- Introduction
- Pitfalls in the prevention of HIV
- Pre exposure prophylaxis of HIV
- Post exposure prophylaxis of HIV
- Waste management
- Conclusion
- MCQs was also included in the end of her preparation



INTEGRASE INHIBITORS



- Raltegravir
- Elvitegravir
- Dolotegravir

PROTEASE INHIBITORS



- Saquinavir
- Ritonavir
- Indinavir
- Nelfinavir
- Amprenavir
- Fosamprenavir
- Lopinavir
- Darunavir
- Tipranavir



ORAL CANDIDIASIS

ADULT

TOPICAL:-

- Nystatin – oral gel TDS, QID 10-14 days; cream BD 10-14 days

SYSTEMIC:-

- Nystatin 400,000 – 600,000U
- Ketoconazole 200-400mg
- Flucanazole 50-100mg
- Itraconazole 200mg
- Amphotericin B 10mg

PROPHYLAXIS:-

- Flucanazole 100mg

CHILDREN

TOPICAL:-

- Nystatin – 200,000-400,000U/day
- Clotrimazole troches 10mg TID/ QID 4 weeks
- Gentian violet 1% TID

SYSTEMIC:-

- Ketoconazole 3.5-6.6mg/kg/day OD
- Flucanazole 6mg/kg 1 day, 3mg/kg 2 weeks

Drug regimen – 28 days

- The preferred regimen for adults and adolescents is tenofovir disoproxil fumarate (tenofovir DF or TDF) (300 mg) with emtricitabine (200 mg) once daily plus raltegravir (RAL) 400 mg twice daily or dolutegravir (DTG) 50 mg daily.
- Alternative regimen for adults and adolescents is tenofovir DF (300 mg) with emtricitabine (FTC) (200 mg) once daily plus darunavir (DRV) (800 mg) and ritonavir (RTV) (100 mg) once daily.

Pre – exposure prophylaxis

- Pre – exposure prophylaxis is an experimental approach to HIV prevention and consists of antiretroviral drugs to be taken before potential HIV exposure in order to reduce the risk of HIV infection and continued during periods of risk.
- PrEP can be in the form of a pill taken by mouth or a gel applied in the vagina or rectum.

Recording

You are viewing Bhavana B's screen
Remaining Meeting Time: 04:21

View Options

Speaker View Exit Full Screen

In case of a needle stick injury

- 1 Clean it.
- 2 Report it.
Contact your supervisor or preceptor.
- 3 Call for help.
- 4 Get treated.
- 5 ID source patient.
- 6 Get follow-up exam.

Chettinad
Dental College & Research Institute

Haritha RK
Sruthi S
Hema Latha
prathusha u...
Yuvaranjani
Clement Solo...
Bhavana B
Sujatha Devi
Valari Mathi
Shanmadhy
Vignesh Ravi
Aarthu Krishn...

Unmute Stop Video

Participants 22 Chat Share Screen Record Reactions

Leave

Recording

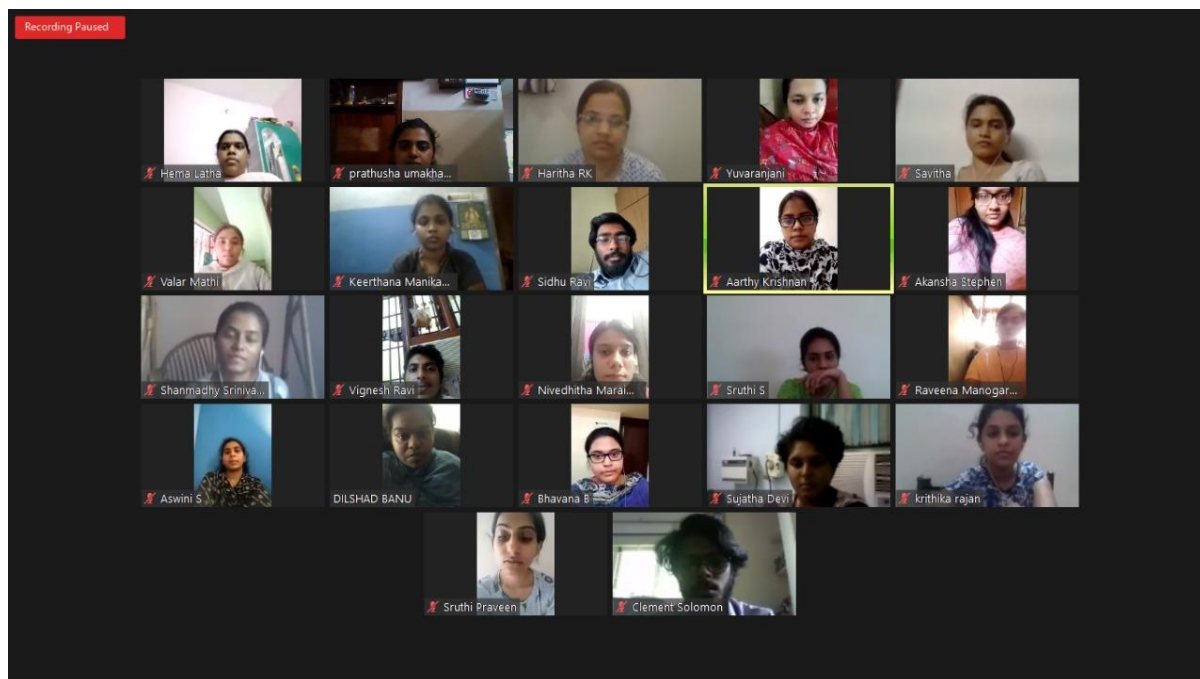
Remaining Meeting Time: 04:21

Sterilization and Disinfection of Patient Care Items

Chettinad
Dental College & Research Institute

- ⌘ Patient-care items, such as dental instruments, hand-pieces, devices and equipment, can be categorized as critical, semi-critical, or non-critical, depending on the potential risk for infection associated with their intended use.
- ⌘ Critical items are those that penetrate soft tissue or bone. Critical patient care items have the greatest risk of transmitting infection and should be sterilized by heat.

Vignesh Ravi
Aarthu Krishn...
Nivedhitha ...
Keerthana M...
Aswini S ...
Savitha
Sidhu Ravi P
Akansha Ste...
Raveena Ma...
DILSHAD BA...
krithika rajan
Sruthi Praveen



Participants (22)

Find a participant

HR	Haritha RK		
H	Hema Latha		
KM	Keerthana Manikandan		
K	krithika rajan		
N	Nivedhitha Maraimalai		
RM	Raveena Manogaran		
S	Savitha		
S	Shanmadhy Srinivasan		
S	Sidhu Ravi		
S	Sruthi Praveen		
SS	Sruthi S		
S	Sujatha Devi		
V	Valar Mathi		
VR	Vignesh Ravi		
Y	Yuvaranjani		

Invite Unmute Me Raise Hand

Participants (22)

Find a participant

PU

prathusha umakhanth (Me)

Bhavana B (Host)

DILSHAD BANU

Aarthy Krishnan

Akansha Stephen

Aswini S

Clement Solomon

Haritha RK

Hema Latha

Keerthana Manikandan

krithika rajan

Nivedhitha Maraimalai

Raveena Manogaran

Savitha

Shanmadhy Srinivasan

Invite

Unmute Me

Raise Hand

CHETTINAD DENTAL COLLEGE
DEPARTMENT OF PUBLIC HEALTH DENTISTRY

INTERNS DISCUSSION

DATE: 6th JUNE 2020 (Morning session)

TIMING OF SESSION FROM 9:00A.M-10:00A.M

Staff present:-

1. Dr. Jagannatha G.V
2. Dr. Nagaland T
3. Dr. Dilshad Banu

1st year PG:

Dr. Sujatha Devi
Dr. Nivedhitha M

No of students posted in PHD: 22

No of students participated in discussion: 21

Department interns:-

Total No of students: 7

No of students present: 6

1. Sidhaarth R
2. Vignesh Ravi
3. Raveena M
4. Prathusha U
5. Shanmadhi
6. Sruthi S

Absent:

1. Methaf Mohideen

E block interns:-

Total No of students: 2

No of students present: 2

1. Akansha Tini. P
2. Clement Solomon

Super specialty interns:-

Total No of students: 6

No of students present: 6

1. Aswini S
2. Haritha RK
3. Yuvaranjani
4. Sruthi P
5. Valarmathi
6. Jeevan Joshua

Poonjeri batch

Total No of students: 7

No of students present: 7

1. Aarthy K
2. Bhavana B
3. Hemalatha
4. Keerthana M
5. Mukilan V
6. Krithika. R
7. Savitha

S.No	Date	Batch	Topic	Faculty	No of students participated
1	06.06.2020	Interns of department, Poonjeri, E-block, Super-Specialty, Post graduates(1 st yr),	<ul style="list-style-type: none"> • PHYSIOLOGY OF PREGNANCY • PREGNANCY AND ORAL HEALTH 	1. Dr. Jagannatha G V 2. Dr. Nagaland 3. Dr. Dilshad Banu	23

Summary:-

Yoga session was conducted by Mahalakshmi.

Today's discussion was on Physiology of Pregnancy, presented by Aswini. S

The Points highlighted were:

- Trimesters of pregnancy and the changes which happens during each trimester.
- The physiological changes on various systems and the associated dental implications.
- The oral and facial changes during pregnancy.

DISCUSSION SEMINAR ON” Pregnancy and oral health” was presented by Keerthana.M

The points highlighted were:

- The oral manifestations during pregnancy.
- The adverse effects of drugs during pregnancy


Recording

Zoom Meetings is using the webcam

30:00

Draw Note

PHYSIOLOGY OF PREGNANCY



PHYSIOLOGY OF PREGNANCY

1 2 3 4 5

Aswini S

prathusha u...

DILSHAD BA...

Haritha RK

Bhavana B

Hema Latha



Recording

Zoom Meetings is using the webcam

Chettinad Dental College & Research Institute

Blood changes

- Haemodilution
- Changes in coagulation system
- Increase in the requirement for iron – hb synthesis, foetus and production of enzymes
- 10-20 fold increase in folate requirement and 2 fold increase in requirement for vitB12
- Venous stasis in the lower limbs associated with venodilation and decreased venous flow.

Aswini S

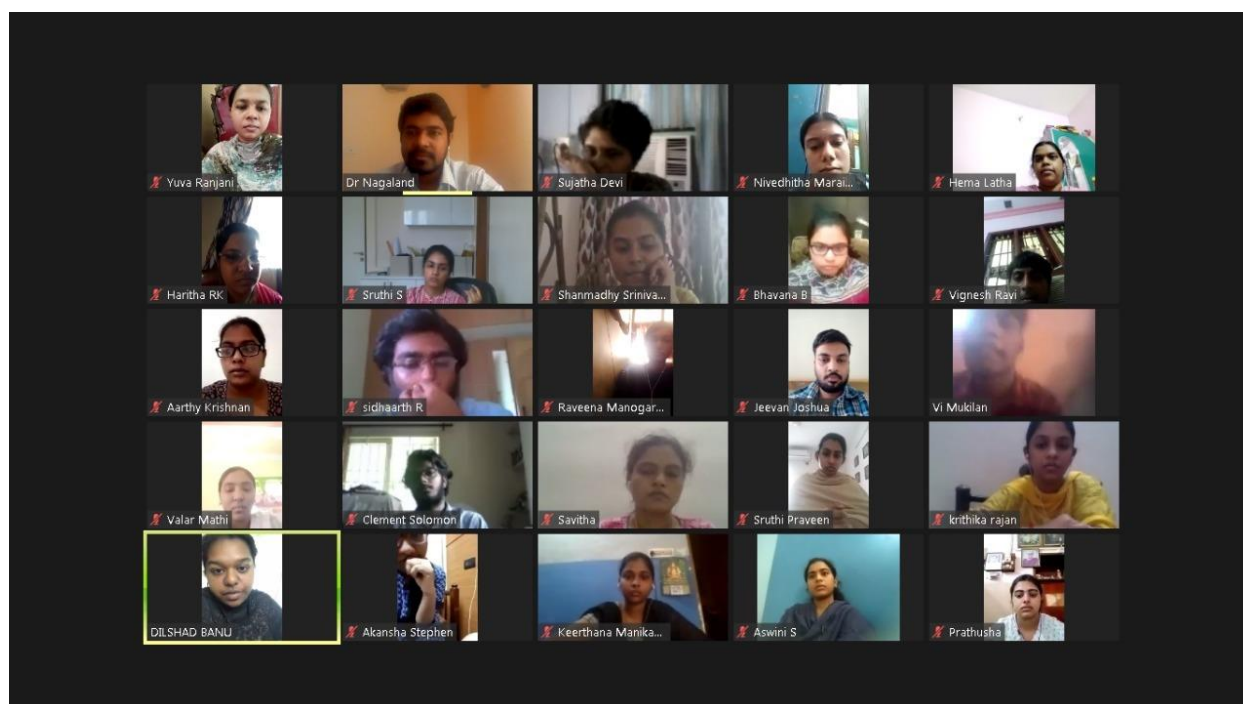
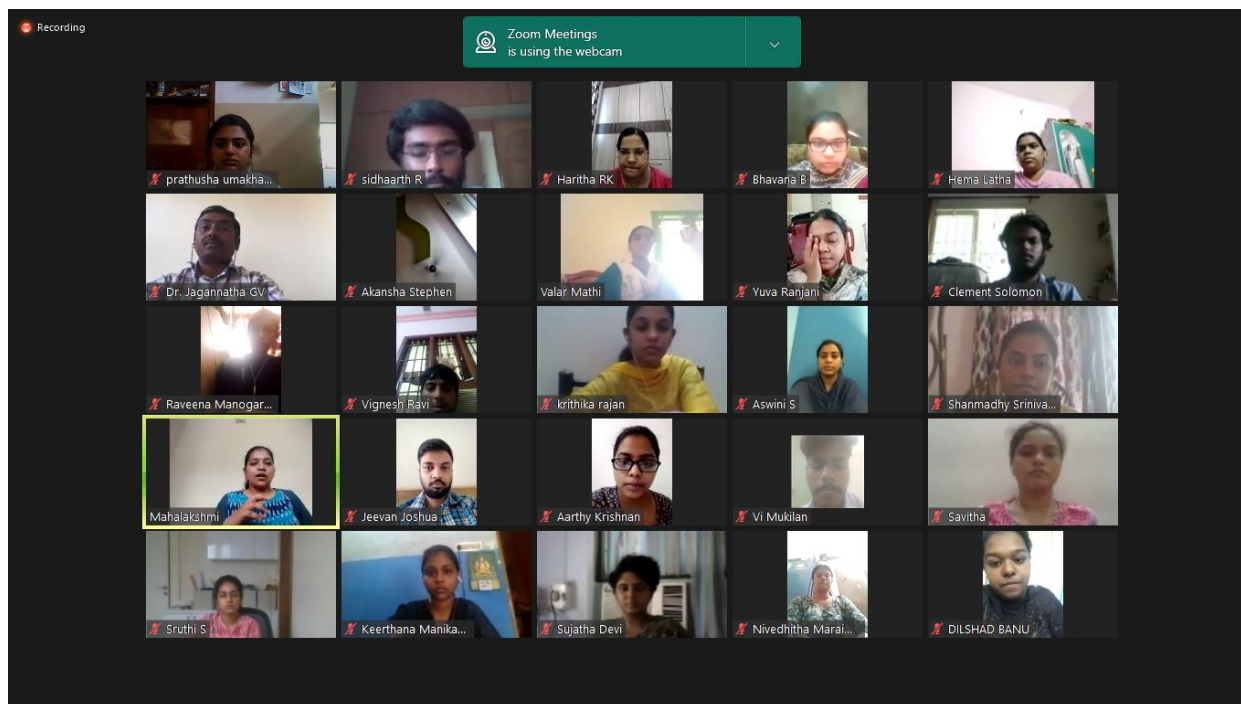
prathusha u...

DILSHAD BA...

Haritha RK

Bhavana B


Sruthi Praveen



Recording

Zoom Meetings is using the webcam

Speaker View Exit Full Screen



1/2

Unmute Stop Video

Participants 26 Chat Share Screen Record Reactions

Leave

Participants (25)

Find a participant

DN	Dr Nagaland (Me)		
YR	Yuva Ranjani (Host)		
	Vi Mukilan		
	Aarth Krishnan		
AS	Akansha Stephen		
A	Aswini S		
	Bhavana B		
CS	Clement Solomon		
	DILSHAD BANU		
	Haritha RK		
	Hema Latha		
J	Jeevan Joshua		
KM	Keerthana Manikandan		
	krithika rajan		
	Nivedhitha Maraimalai		

Invite Mute Me Raise Hand

Participants (26)

Find a participant

Zoom Meetings is using the webcam

PU	prathusha umakhanth (Me)	
YR	Yuva Ranjani (Host)	
M	Mahalakshmi	
	Valar Mathi	
	Aarthy Krishnan	
	Akansha Stephen	
A	Aswini S	
	Bhavana B	
CS	Clement Solomon	
	DILSHAD BANU	
DJ	Dr. Jagannatha GV	
	Haritha RK	
	Hema Latha	
J	Jeevan Joshua	
KM	Keerthana Manikandan	

Invite

Unmute Me

Raise Hand

Participants (26)

Find a participant

Zoom Meetings is using the webcam

	Hema Latha	
J	Jeevan Joshua	
KM	Keerthana Manikandan	
	krithika rajan	
	Nivedhitha Maraimalai	
RM	Raveena Manogaran	
S	Savitha	
S	Shanmadhy Srinivasan	
	sidhaarth R	
S	Sruthi Praveen	
SS	Sruthi S	
SD	Sujatha Devi	
	Valar Mathi	
	Vi Mukilan	
VR	Vignesh Ravi	

Invite

Unmute Me

Raise Hand

CHETTINAD DENTAL COLLEGE
DEPARTMENT OF PUBLIC HEALTH DENTISTRY
INTERNS DISCUSSION Date: 06/06/2020 (Mid-morning session)

Time of the session: 11:30 am to 12:15 pm

INTERNS DISCUSSION MID MORNING SESSION on 6 JUNE 2020

Staff present:-

Dr. Nagappan (Faculty in charge)
Dr. Cyril Benedict
Dr. Dilshad Banu

1st year PG :

Dr. Sujatha Devi
Dr. Nivedhitha M

No of students posted in PHD: 22

No of students participated in discussion: 20

Department interns:-

Total No of students: 7

No of students present: 6

1. Sidhaarth R
2. Vignesh Ravi
3. Raveena M
4. Prathusha U
5. Shanmadhi
6. Sruthi S

Absent:

1. Methaf Mohideen

E block interns:-

Total No of students: 2

No of students present: 2

1. Akansha Tini. P
2. Clement Solomon

Super specialty interns:-

Total No of students: 6

No of students present: 6

1. Aswini S
2. Haritha RK
3. Yuvaranjani
4. Sruthi P
5. Valarmathi
6. Jeevan Joshua

Poonjeri batch

Total No of students: 7

No of students present: 6

1. Aarthy K
2. Bhavana B
3. Hemalatha
4. Keerthana M
5. Krithika. R
6. Savitha

Absent: Mukilan V

S.No	Date	Batch	Topic	Faculty	No of students participated
1	06.06.2020	Interns of department, Poonjeri, Super-Specialty,E-block, post graduates	Discussion based on Dental considerations in pregnancy	1.Dr. Nagappan 2.Dr. Cyril Benedict 3.Dr. Dilshad Banu	22

Summary:-

Today's discussion by Sidhaarth was on the topic Dental considerations in pregnancy.

He discussed about,

1. Dental treatment and drug prescription should be done very carefully during pregnancy time.
2. FDA gave the different categories of drugs based upon their teratogenic effect.
3. The drug should be chosen by comparing the Risk and the benefits.
4. 2nd trimester is best time for dental treatment.
5. X-ray are totally contraindicated in 1st trimester.




The screenshot shows a Zoom meeting interface. The main window displays a presentation slide with the title "A teratogen is to be called as teratogen" and a list of three points: 1. it should result in a characteristic set of malformation, 2. exert its effect in particular stage of fetal development, and 3. and show dose dependant incidence. The slide also features a faint background image of a feather. The Zoom interface includes a top bar with "Zoom Meeting" and "Recording" status, a right sidebar with participant thumbnails (Sidhu Ravi, prathusha, Hema Latha, Haritha RK, Sruthi Praveen), and a bottom toolbar with controls like Unmute, Stop Video, Participants, Chat, Share Screen, Record, and Reactions. The Windows taskbar at the bottom shows the time as 11:57 AM on 06-Jun-20.

Recording

Zoom Meetings is using the webcam

Speaker View Exit Full Screen



A teratogen is to be called as teratogen

1. It should occur in a characteristic set of malformations
2. occur the effect in particular stage of fetal development
3. and show dose dependent incidence

Unmute Stop Video

Participants 25 Chat Share Screen Record Reactions

Leave

Participants (25)

Find a participant

Zoom Meetings is using the webcam

- Dr.Cyril Benedict
- Haritha RK
- Hema Latha
- KM Keerthana Manikandan
- krithika rajan
- Nivedhitha Maraimalai
- RM Raveena Manogaran
- S Savitha
- S Shanmadhy Srinivasan
- S Sruthi Praveen
- SS Sruthi S
- Sujatha Devi
- Valar Mathi
- VR Vignesh Ravi
- YR Yuva Ranjani

Invite Unmute Me Raise Hand

Unmute Stop Video

Participants 25 Chat Share Screen Record Reactions

Leave

Participants (25)

Find a participant

Zoom Meetings is using the webcam

Participants

Chat

Share Screen

Record

Reactions

Leave

prathusha umakhanth (Me)

Jeevan Joshua (Host)

Sidhu Ravi

Clement Solomon

Aarthy Krishnan

Akansha Stephen

Aswini S

Bhavana B

DILSHAD BANU

Dr Nagappan N

Dr.Cyril Benedict

Haritha RK

Hema Latha

Keerthana Manikandan

krithika rajan

Invite

Unmute Me

Raise Hand

