

**DEPARTMENT OF ORAL AND MAXILLOFACIAL PATHOLOGY & MICROBIOLOGY**

**E-LEARNING CLASS RECORDS**

**COURSE: BACHELOR OF DENTAL SURGERY**

**YEAR: III BDS 2019-20 REGULAR & SUPPLEMENTARY**

**SUBJECT: ORAL AND MAXILLOFACIAL PATHOLOGY**

**DATE: 13.04.2020 to 18.04.2020**


CIRCULAR NO	DATE	TIMING	TOPIC	PRESENTING FACULTY/ FACULTY IN CHARGE	FACULTY ATTENDED	NO OF STUDENTS ATTENDED
CDCRI/OP/2020/044	13.04.2020	8.30 am to 10.30 am	Viral infections of oral cavity - Part 1	Dr. Nachiammai	Dr. R. Sathish Muthukumar	87
CDCRI/OP/2020/050	18.04.2020	8.30 am to 10.30 am	Viral infections of oral cavity – Part 2	Dr. Nachiammai		92

CDCRI/OP/2020/044

13.04.2020

DEPARTMENT OF ORAL PATHOLOGY AND MICROBIOLOGY

RECORD OF e CLASS

PLATFORM	 <a href="https://us04web.zoom.us/j/74994819349">https://us04web.zoom.us/j/74994819349</a>
DATE	13.04.2020
TIMING	8.30 am to 10.30 am
SESSION	VIRAL INFECTIONS OF ORAL CAVITY
PRESENTING FACULTY	Dr. N. NACHIAMMAI
UG PARTICIPANTS	THIRD BDS ( 80 REGULAR BATCH AND 7 SUPPLEMENTARY BATCH)2019-2020= 87 participants

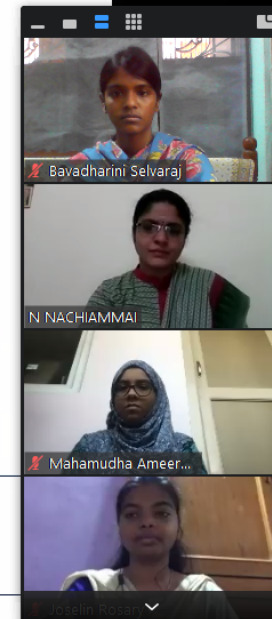
FACULTY: DR. NACHIAMMAI N PRESENTATION

SHARED SCREEN



# VIRAL INFECTIONS OF ORAL CAVITY PART-I

Dr. N. Nachiammai,  
Dept. of Oral & Maxillofacial Pathology  
CDCRI




**FACULTY: DR. NACHIAMMAI N PRESENTATION**

**SHARED SCREEN**

Recording

**CASE -1 :**



The shared screen displays a presentation titled 'CASE -1 :'. It features four clinical photographs labeled A, B, C, and D, showing dental lesions. Photograph A shows the maxillary anterior teeth with white patches. Photograph B shows the maxillary buccal mucosa with white patches. Photograph C shows the maxillary buccal mucosa with white patches. Photograph D shows the maxillary buccal mucosa with white patches. The interface includes a top bar with participant names and a bottom bar with a recording indicator.



**FACULTY: DR. NACHIAMMAI N PRESENTATION**

**SHARED SCREEN**

Recording

Bavadharini ... N NACHIAMMAI Suvetha Manoh... Sona Sri Logeshwari M

# **HERPES LABIALIS**

**COLD SORE /  
FEVER BLISTER**




4/13/2020





**Chettinad**  
Dental College & Research Institute  
Department of Oral & Maxillofacial Pathology

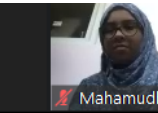
**FACULTY: DR. NACHIAMMAI N PRESENTATION**

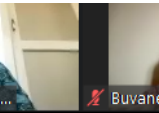
**SHARED SCREEN**





  
Aateef Ahmed

  
Iswariya S

  
Mahamudha ...

  
Buvaneshwari J










  
Joselin Rosary



Recording


## DNA Viruses

Classification criteria	DNA									
	Icosahedral					Complex				
	Naked					Enveloped		Naked/enveloped (cytoplasmic)		Enveloped (cytoplasmic)
	ss linear (+) or (-)	ss circular	ds circular	ds circular	ds linear	ds circle gapped	ds linear	ds linear	ds covalently joined ends	
<b>Baltimore class</b>	II	II	I	I	I	I	I	I	I	

Family name	Parvo	Circo	Polyoma	Papilloma	Adeno	Hepadna	Herpes	Irido	Pox
-------------	-------	-------	---------	-----------	-------	---------	--------	-------	-----

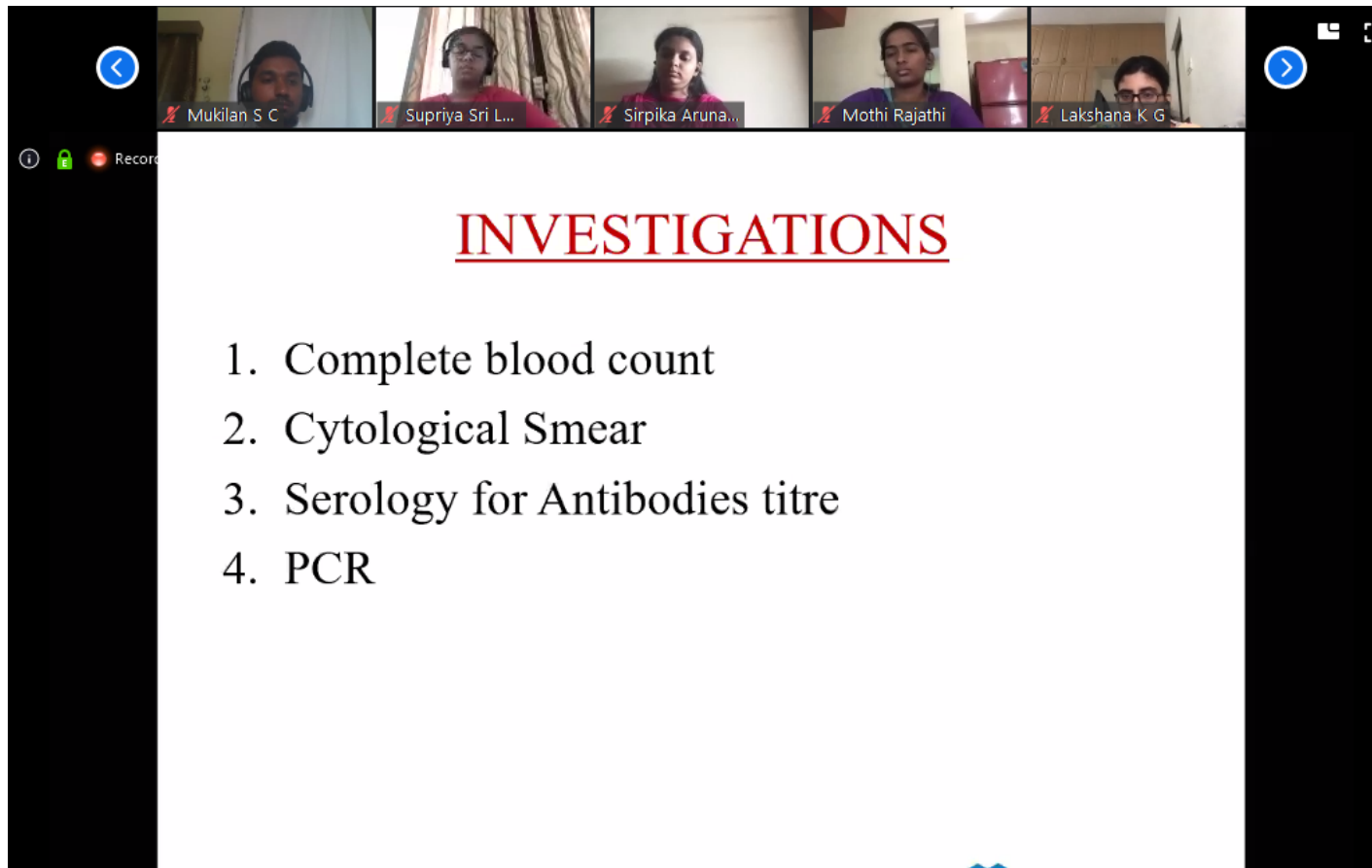
DNA Viruses differ in many features from RNA Viruses:  
 Only three families are enveloped.  
 All families except for the poxviruses replicate in nuclei.  
 Many families have very complex nucleocapsids.



**Chettinad**  
Dental College & Research Institute  
Department of Oral & Maxillofacial Pathology

**FACULTY: DR. NACHIAMMAI N PRESENTATION**

**SHARED SCREEN**



The image shows a Zoom meeting interface. At the top, there is a row of five participant thumbnails with their names: Mukilan S C, Supriya Sri L..., Sirpika Aruna..., Mothi Rajathi, and Lakshana K G. Below the thumbnails is a large white rectangular area representing the shared screen. The screen displays the word "INVESTIGATIONS" in a large, red, serif font, underlined. Below this title is a numbered list of four items: 1. Complete blood count, 2. Cytological Smear, 3. Serology for Antibodies titre, and 4. PCR. The Zoom interface includes standard controls on the left and right sides, such as back and forward arrows, a lock icon, and a recording indicator.

**INVESTIGATIONS**

1. Complete blood count
2. Cytological Smear
3. Serology for Antibodies titre
4. PCR

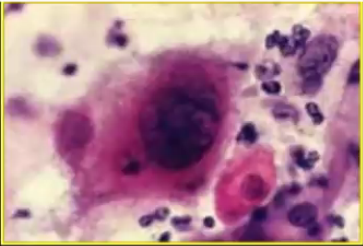
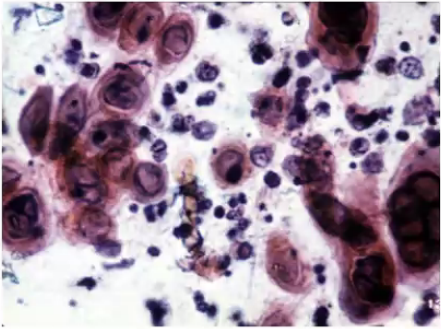
FACULTY: DR. NACHIAMMAI N PRESENTATION

SHARED SCREEN

Recording


**Pathology**

- Intraepithelial vesicles.
- Ballooning degeneration.
- Multinucleated cells.
- Intranuclear inclusion bodies (Lipschutz bodies).

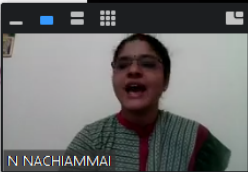


Virus invade the epithelial cells forming inclusion bodies (Lipschutz bodies).

6/13/2020


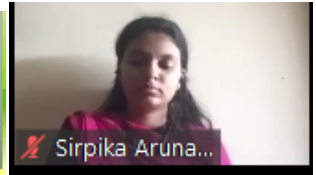

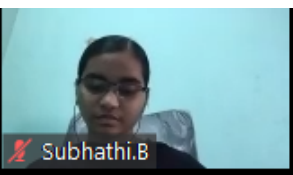







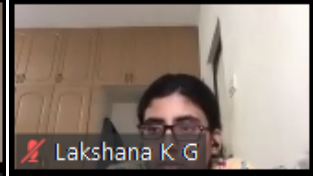
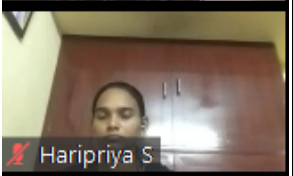
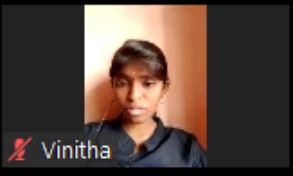
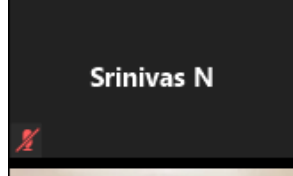
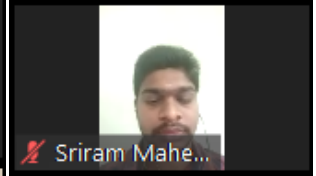
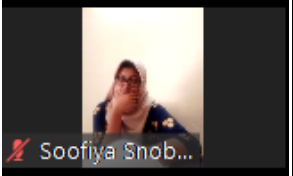

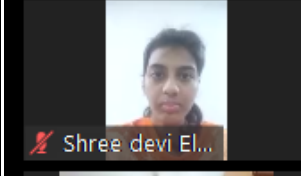


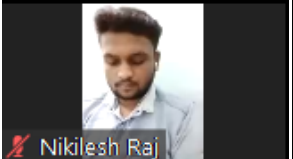
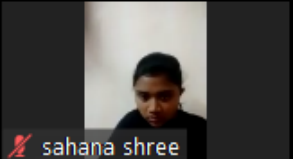



**Chettinad**  
Dental College & Research Institute  
Department of Oral & Maxillofacial Pathology



**FACULTY: DR. NACHIAMMAI N PRESENTATION**

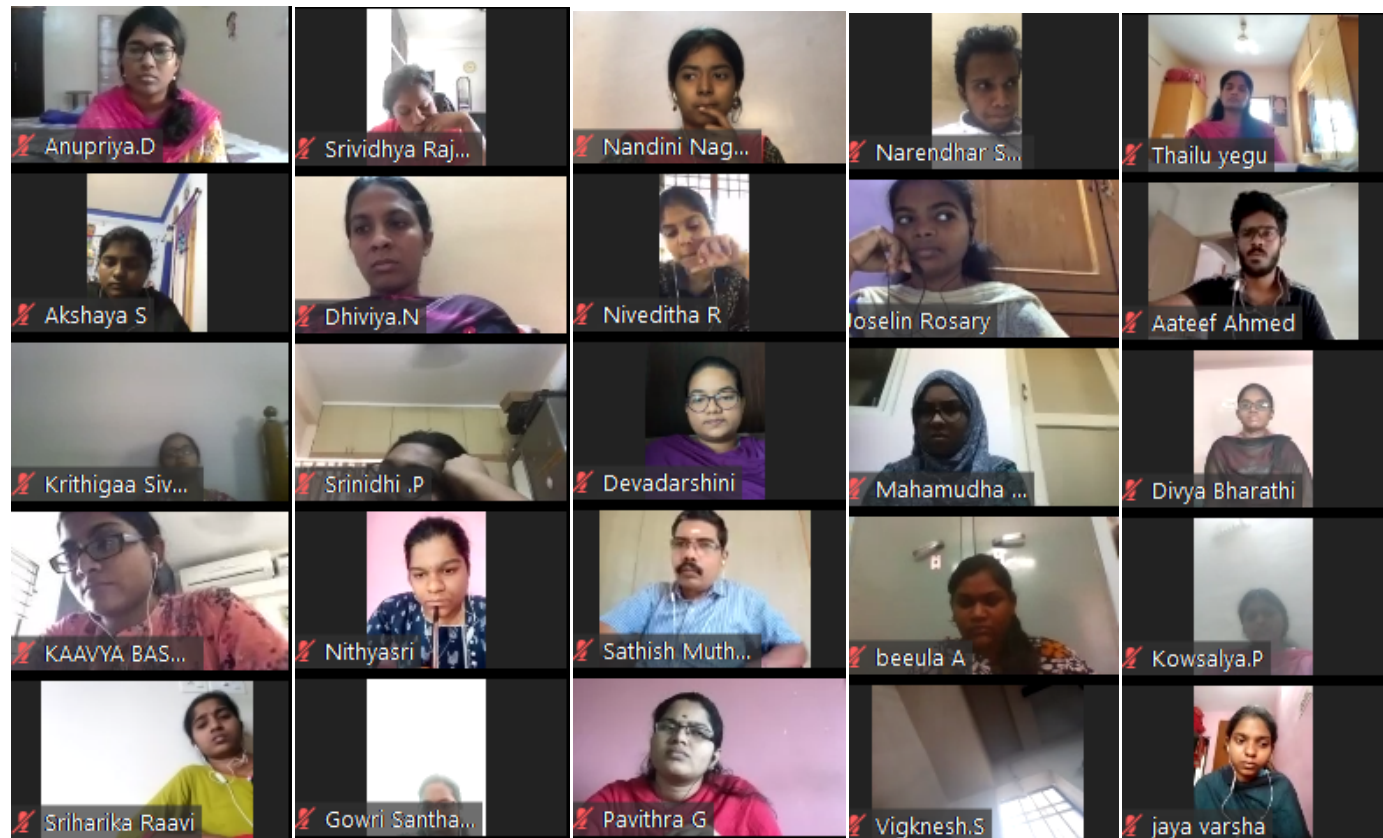
**PARTICIPANTS VIDEO TILES**

 N NACHIAMMAI	 Sirpika Aruna...	 Kaviya Samp...	 Subhathi.B	 Barath kumar
 Bavadharini ...	 Mothi Rajathi	 Rohithchandr...	 Afridh hame...	 Priyadarshini...
 Swathi M	 Lakshana K G	 Haripriya S	 Vinitha	 Prathosh Kris...
 Srinivas N	 Sriram Mahe...	 Soofiya Snob...	 Vignesh Mk	 Shree devi El...
 Dhiviya.N	 Prackadeesh ...	 Nikilesh Raj	 sahana shree	 Thailu yegu



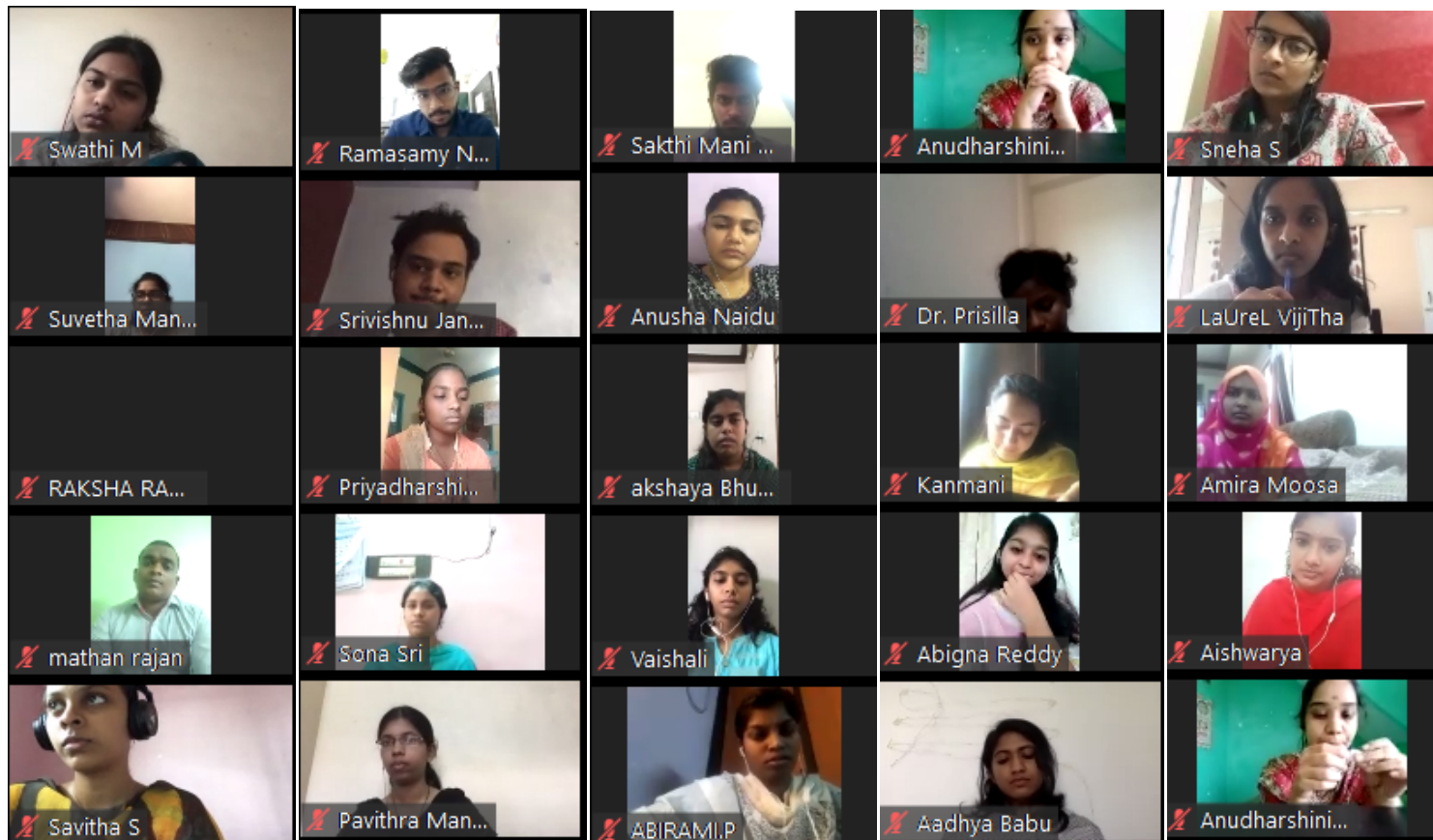
**FACULTY: DR. NACHIAMMAI N PRESENTATION**

**PARTICIPANTS VIDEO TILES**






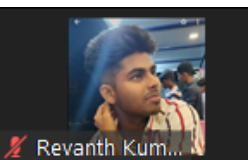
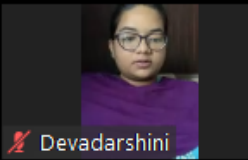
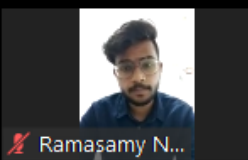

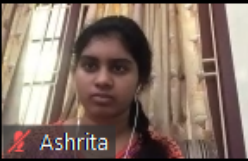


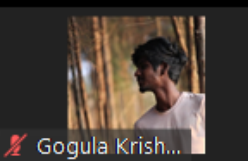



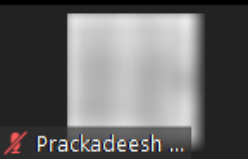
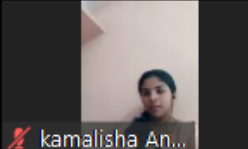


**FACULTY: DR. NACHIAMMAI N PRESENTATION**

**PARTICIPANTS VIDEO TILES**



**FACULTY: DR. NACHIAMMAI N PRESENTATION**

**PARTICIPANTS VIDEO TILES**

 Vaishnavi	 Vaishnavi	 Buvaneshwari.J	 Revanth Kum...	Kavya Maran
 Devadarshini	 Ramasamy N...	 Ishwerya M	Swetha nidhi	Redmi
 Ashrita	 Manigandan T	 Leo Caroline	 Gogula Krish...	Visweshwara...
 Prathosh Kris...	 Divya Dharsh...	 Gayathri S A	 Prackadeesh ...	Revanth Kum...
 kamalisha An...	 Logeshwari M	 Mukilan S C	Supriya Sri Laks...	Swetha nidhi



## FACULTY: DR. NACHIAMMAI N PRESENTATION

### PARTICIPANTS ATTENDANCE

Participants (100)

Find a participant





















































































BS	Bavadharini Selvaraj (Me)	/	
N	N NACHIAMMAI (Host)	+	
	Gayathri Namdev		
SM	Sathish Muthukumar		
AB	Aadhya Babu	/	
AA	Aateef Ahmed	/	
	Abigna Reddy	/	
A	ABIRAMI.P	/	
AH	Afridh hameedha.M	/	
A	Aishwarya	/	
	akshaya Bhupalan	/	
AS	Akshaya S	/	
AM	Amira Moosa	/	
AC	Anu Chandhini	/	

AN	Anusha Naidu	/	
A	Ashrita	/	
BK	Barath kumar	/	
BJ	Bency Joseph Raj	/	
B	Buvaneshwari.J	/	
P	Chithaluru Pranathi	/	
D	Deepthika.B	/	
D	Devadarshini	/	
	Dharshini Periasamy	/	
D	Dhiviya.N	/	
DM	dhwarka mai jagatheesh	/	
DB	Divya Bharathi	/	
DD	Divya Dharshini	/	
	Dr. Prisilla	/	

GS	Gayathri S A	/	
	Gokul S	/	
G	Gowri Santhakumar	/	
HS	Haripriya S	/	
IM	Ishwerya M	/	
IS	Iswariya S	/	
	jaya varsha	/	
	Joselin Rosary	/	
KB	KAANYA BASKAR	/	
KA	kamalisha Anbarasu	/	
	Kanishka Nandhini	/	
K	Kanmani	/	
KS	Kaviya Sampath Kumar	/	
KM	Kavya Maran	/	



























































**FACULTY: DR. NACHIAMMAI N PRESENTATION**

**PARTICIPANTS ATTENDANCE**

 Kavya Maran		 Krithigaa Sivaraman		 Nithyasri	
 Kowsalya.P		 Lakshana K G		 Niveditha R	
 Krithigaa Sivaraman		 LaUreL VijiTha		 Pavithra G	
 Lakshana K G		 Leo Caroline		 Pavithra Manohar	
 LaUreL VijiTha		 Logeshwari M		 Prackadeesh PG	
 Leo Caroline		 Mahamudha Ameerulla		 Prathosh Krishna	
 Logeshwari M		 Manigandan T		 Priyadarshini Ganesan	
 Mahamudha Ameerulla		 mathan rajan		 Priyadharshini A	
 Manigandan T		 Mothi Rajathi		 RAKSHA RAMKUMAR	
 mathan rajan		 Mukilan S C		 Ramasamy Narayanan	
 Mothi Rajathi		 Nandini Nagarajan		 Redmi	
 Mukilan S C		 Narendhar Sreedhran		 Revanth Kumar	
 Nandini Nagarajan		 Nikilesh Raj		 Rohithchandru K	
 Narendhar Sreedhran		 Nithyasri		 S.Santhini	

**FACULTY: DR. NACHIAMMAI N PRESENTATION**

**PARTICIPANTS ATTENDANCE**


 sahana shree		 Srivishnu Janakiraman	
 Sakthi Mani Murugan P		 Subhathi.B	
 Sathish Muthukumar		 Supriya Sri Lakshmi	
 Savitha S		 Suvetha Manoharan	
 Shanmugavelu S		 Swathi M	
 Shree devi Elangovan		 Swetha nidhi	
 Sirpika Arunachalam		 Thailu yegu	
 Sneha S		 Vaishali	
 Sona Sri		 Vaishnavi	
 Soofiya Snober		 Vigkesh.S	
 Sriharika Raavi		 Vignesh Mk	
 Srinidhi .P		 Vinita	
 Srinivas N		 Visweshwaran S	
 Sriram Mahesh		 Bency Joseph Raj	
		 Anudharshini Sekar	

CDCRI/OP/2020/050

18.04.2020

**DEPARTMENT OF ORAL PATHOLOGY AND MICROBIOLOGY**

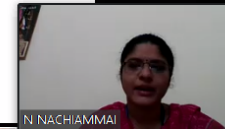
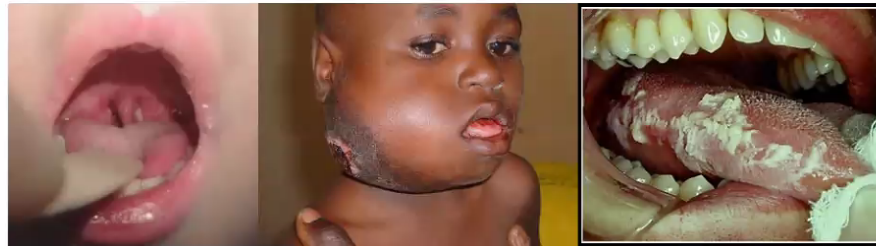
**RECORD OF e CLASS**

<b>PLATFORM</b>	 <a href="http://us04web.zoom.us/j/76579905521">http://us04web.zoom.us/j/76579905521</a>
<b>DATE</b>	18.04.2020
<b>TIMING</b>	8.30 am to 10.30 am
<b>SESSION</b>	VIRAL INFECTIONS OF ORAL CAVITY
<b>PRESENTING FACULTY</b>	Dr. N. NACHIAMMAI
<b>UG PARTICIPANTS</b>	THIRD BDS (82 REGULAR BATCH AND 10 SUPPLEMENTARY BATCH)2019-2020= 92 participants

FACULTY: DR. NACHIAMMAI N PRESENTATION

SHARED SCREEN

**VIRAL INFECTIONS OF ORAL CAVITY**  
**PART-II**




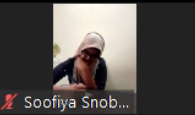
4/18/2020

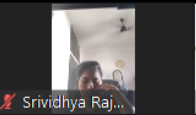
**FACULTY: DR. NACHIAMMAI N PRESENTATION**


**SHARED SCREEN**


⏪

  
Kaviya samp...

  
Soofiya Snob...

  
Srividhya Raj...

  
KAAVYA BAS...

  
Dhiviya.N

⏩

🔒
📺
📹
Record

FEATURES	HERPETIC GINGIVOSTOMATITIS	CHICKEN POX
<b>VIRUS</b>	HSV-1/HSV -2	VZV
<b>AGE GROUP</b>		
<b>CLINICAL FEATURES/Site</b>	Prodormal symptoms Symptomatic phase	
<b>INVESTIGATION</b>	Tzanck test Lipschutz bodies	
<b>TREATMENT</b>	ANTIVIRAL THERAPY	High risk patients
<b>LATENCY</b>	Herpes labialis, Intraoral Recurrent Herpes eczema herpeticum	Shingles, Zoster sine herpetae Ramsay Hunt Syndrome Post herpetic Neuralgia

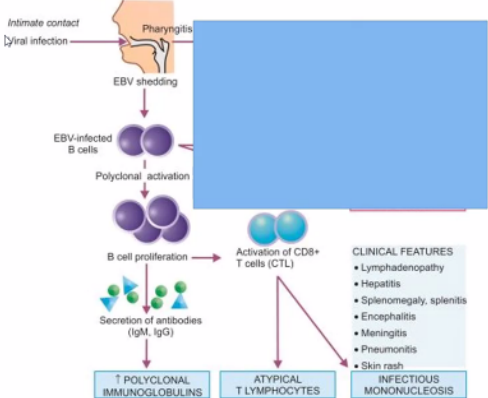
⏪

**FACULTY: DR. NACHIAMMAI N PRESENTATION**

**SHARED SCREEN**

Recording You are viewing N NACHIAMMAI's screen View Options

## PATHOGENESIS



```

graph TD
    A[Intimate contact  
Oral infection] --> B[Pharyngitis]
    B --> C[EBV shedding]
    C --> D[EBV-infected B cells]
    D --> E[Polyclonal activation]
    E --> F[B cell proliferation]
    F --> G[Secretion of antibodies  
(IgM, IgG)]
    G --> H[1 POLYCLONAL IMMUNOGLOBULINS]
    F --> I[Activation of CD8+ T cells (CTL)]
    I --> J[ATYPICAL T LYMPHOCYTES]
    I --> K[CLINICAL FEATURES]
    K --> L[INFECTIOUS MONONUCLEOSIS]
  
```

**CLINICAL FEATURES**

- Lymphadenopathy
- Hepatitis
- Splenomegaly, splenitis
- Encephalitis
- Meningitis
- Pneumonitis
- Skin rash

4/18/2020 Chettinad Dental College & Research Institute Department of Oral & Maxillofacial Pathology

Dharshini Per...

Priyadarshini...

mathan rajan

Haripriya S

Dhiviya.N

jaya varsha

**FACULTY: DR. NACHIAMMAI N PRESENTATION**

**SHARED SCREEN**

## **INFECTIOUS MONONUCLEOSIS**

**SYNONYMS:** Mono ; Glandular fever ; Kissing disease, Pfeiffer's disease, Filatov's disease

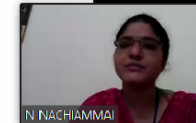
**CAUSE :** Epstein – Barr virus (EBV)

Acute self-limited illness usually seen in nonimmune young adults following primary infection with the EB virus.

Incubation period is 4 - 8 weeks.

**TRANSMISSION :** droplet and saliva

**AGE GROUP :** Children & Adults



4/18/2020



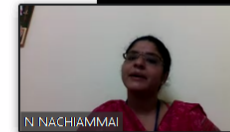
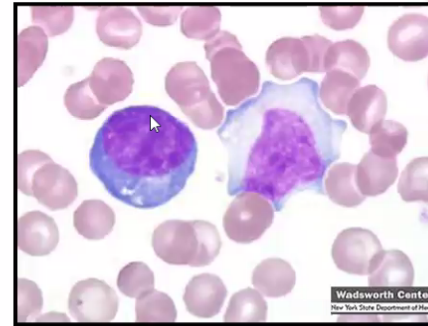
FACULTY: DR. NACHIAMMAI N PRESENTATION

SHARED SCREEN

You are viewing N NACHIAMMAI's screen View Options

## LAB FINDINGS

1. Lymphocytosis
2. **Atypical lymphocytes (Downey lymphocytes)**  
Oval, horse shoe-shaped or indented nuclei Basophilic, foamy vacuolated cytoplasm
3. Thrombocytopenia
4. Antibodies to EBV
5. **Positive Paul-Bunnell test**
6. **Monospot test**

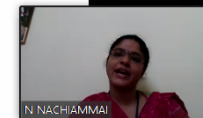
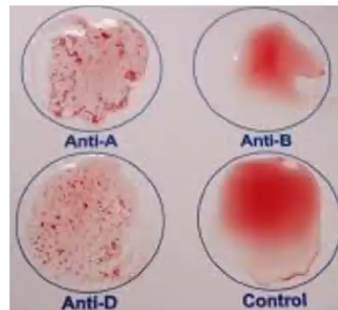


**FACULTY: DR. NACHIAMMAI N PRESENTATION**

**SHARED SCREEN**

## **Positive Paul-Bunnell test**

“Hetero” and “phile” are from the Greek, and mean “different” and “affinity”= HETEROPHILE ANTIBODY



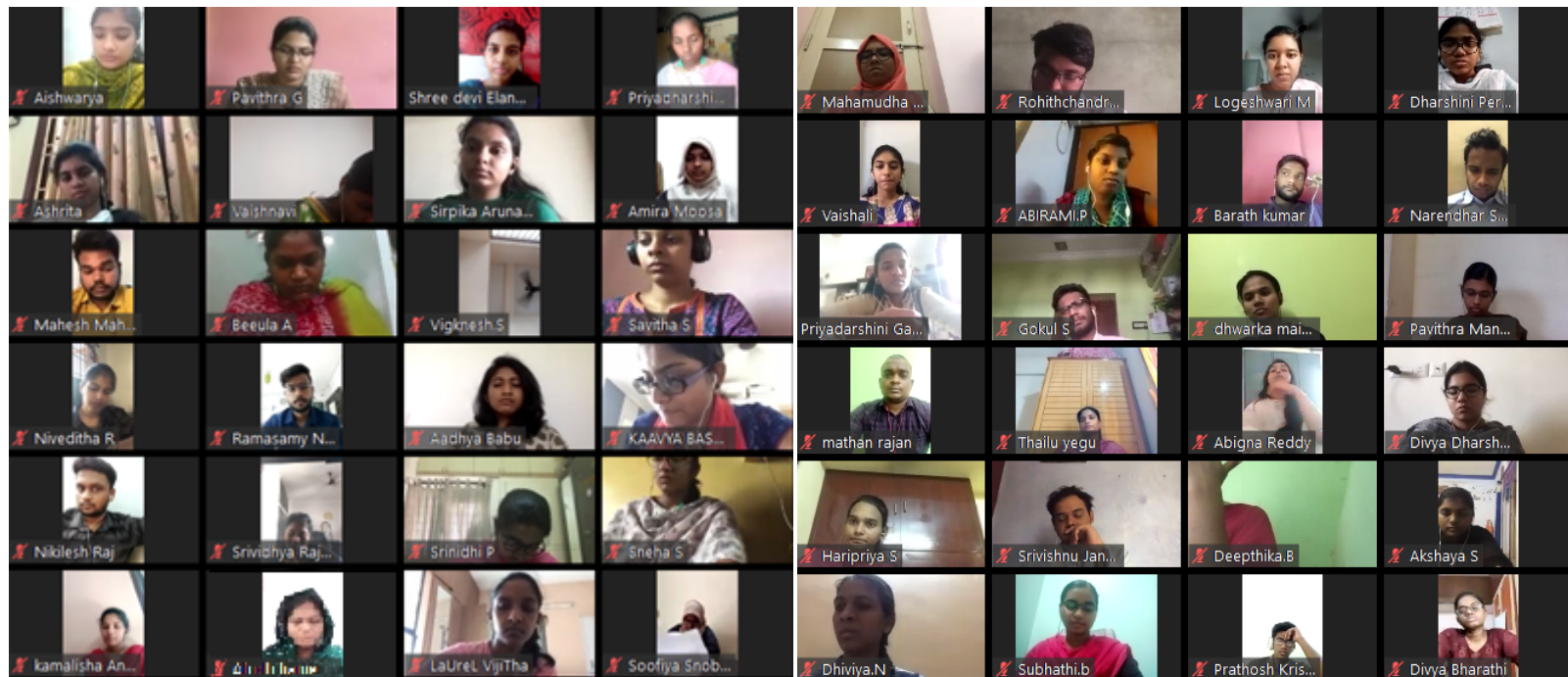
**FACULTY: DR. NACHIAMMAI N PRESENTATION**

**PARTICIPANTS VIDEO TILES**



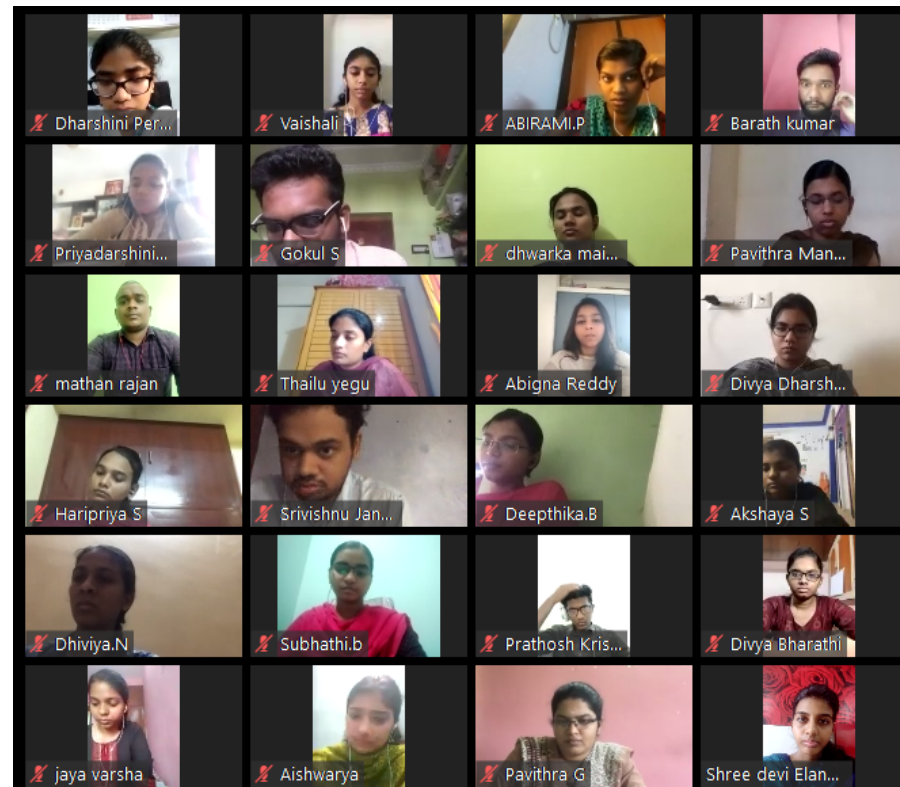
**FACULTY: DR. NACHIAMMAI N PRESENTATION**

**PARTICIPANTS VIDEO TILES**



**FACULTY: DR. NACHIAMMAI N PRESENTATION**

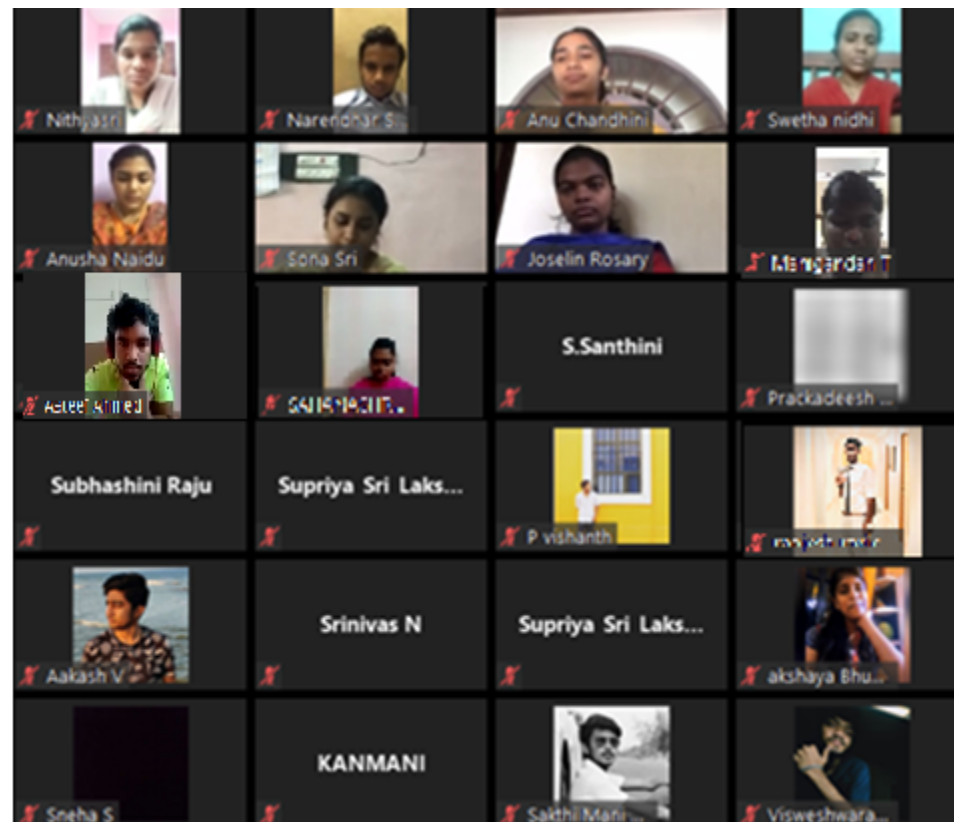
**PARTICIPANTS VIDEO TILES**





**FACULTY: DR. NACHIAMMAI N PRESENTATION**

**PARTICIPANTS VIDEO TILES**



**FACULTY: DR. NACHIAMMAI N PRESENTATION**

**PARTICIPANTS ATTENDANCE**

Participants (100)

Find a participant

B

Bavadharini

N

N NACHIAMMAI (Host)

PG

Priyadarshini Ganesan

P

Chithaluru Pranathi

Gokul S

LK

Lakshana K G

Thailu yegu

AB

Aadhya Babu

Aakash V

AA

Aateef Ahmed

Abigna Reddy

A

ABIRAMI.P

AH

Afridh hameedha.M

A

Aishwarya

A

Aishwarya

akshaya Bhupalan

AS

Akshaya S

AM

Amira Moosa

AC

Anu Chandhini

AN

Anusha Naidu

A

Ashrita

BK

Barath kumar

BJ

Bency Joseph Raj

B

Buvaneshwari.J

D

Deepthika.B

D

Devadarshini

Dharshini Periasamy

D

Dhiviya.N

dhwarka mai jagatheesh

DB

Divya Bharathi

DD

Divya Dharshini

GN

Gayathri Namadevan

GS

Gayathri S A

Gogula Krishnan

HS

Haripriya S

IM

Ishwerya M

IS

Iswariya S

J

jaya varsha

Joselin Rosary

KB

KAavya BASKAR





















































































KA

kamalisha Anbarasu

Kanishka Nandhini

**FACULTY: DR. NACHIAMMAI N PRESENTATION**

**PARTICIPANTS ATTENDANCE**

 KANMANI		 Narendhar Sreedhran		 S.Santhini	
 Kaviya sampath		 Nikilesh Raj		 SAHANASHREE M	
 Kavya Maran		 Nithyasri		 Sakthi Mani Murugan P	
 Kowsalya.P		 Niveditha R		 Savitha S	
 Krithigaa Sivaraman		 P vishanth		 Sirpika Arunachalam	
 LaUreL VijiTha		 Pavithra G		 Sneha S	
 Leo Caroline		 Pavithra Manohar		 Sneha S	
 Logeshwari M		 Prackadeesh PG		 Sona Sri	
 Mahesh Mahesh		 Prathosh Krishna		 Sonu	
 Manigandan T		 prisi		 Soofiya Snober	
 mathan rajan		 Priyadarshini A		 Srinidhi P	
 Mothi Rajathi		 raajesh ravichandran		 Srinivas N	
 Mukilan S C		 RAKSHA RAMKUMAR		 Sriram Mahesh	
 Nandini Nagarajan		 Ramasamy Narayanan		 Srividhya Rajesh	



**FACULTY: DR. NACHIAMMAI N PRESENTATION**

**PARTICIPANTS ATTENDANCE**

	Srividhya Rajesh		
	Srivishnu Janakiraman		
	Subhashini Raju		
	Subhathi.b		
	Supriya Sri Lakshmi		
	Supriya Sri Lakshmi		
	suvetha manohran		
	Swathi M		
	Swetha nidhi		
	Vaishali		
	Vaishnavi		
	Vigkesh.S		
	Vignesh Mk		
	Vinitha		
	Visweshwaran S		