



**Chettinad**

Dental College &amp; Research Institute

**DEPARTMENT OF PEDODONTICS & PREVENTIVE DENTISTRY****Third Year BDS Summary Report 11.05.20 - 16.05.20****E-Clinics**

| <b>S.NO</b>       | <b>TOPIC</b>                                 | <b>FACULTY</b>                                 | <b>NO.OF STUDENTS PARTICIPATED</b> |
|-------------------|--|--|------------------------------------|
| <b>C1 - BATCH</b> |  |  |                                    |
| 1.                | CASE HISTORY & DIAGNOSIS                     | DR.SENTHIL, DR.DEVI, DR.DIVYA, DR.DAYA, DR.JOE | 6/7                                |
| 2.                | CHAIR SIDE BEHAVIOUR MANAGEMENT TECHNIQUES   | DR.DIVYA, DR.DAYA, DR.SENTHIL, DR.JOE, DR.DEVI | 6/7                                |
| 3.                | CLASS II CAVITY PREPARATION IN PRIMARY TEETH | DR.DEVI, DR.SENTHIL, DR.DAYA, DR.DIVYA, DR.JOE | 6/7                                |
| 4.                | PULPOTOMY                                    | DR.DAYA, DR.DIVYA, DR.SENTHIL, DR.JOE, DR.DEVI | 5/7                                |
| 5.                | PULPECTOMY                                   | DR.SENTHIL, DR.DEVI, DR.DIVYA, DR.DAYA, DR.JOE | 6/7                                |
| 6.                | APEXIFICATION AND APEXOGENESIS               | DR.DIVYA, DR.DAYA, DR.SENTHIL, DR.JOE, DR.DEVI | 6/7                                |



| NAME OF E-REOSURCE PLATFORM   | WEBLINK  | USED FOR   |
|---|--|--|
| <p>ZOOM</p>                              | <p><a href="https://zoom.us/">https://zoom.us/</a></p>                                     | <p>THEORY CLASS<br/>CLINICAL CASE<br/>DISCUSSIONS<br/>ATTENDANCE</p> |
| <p>GOOGLE FORMS</p>  <p>Google Forms</p> | <p><a href="https://docs.google.com/forms/u/0/">https://docs.google.com/forms/u/0/</a></p> | <p>ASSIGNMENTS<br/>QUIZ<br/>ASSESSMENT AND<br/>GRADING</p>           |




**Chettinad**

Dental College & Research Institute

## DEPARTMENT OF PEDODONTICS & PREVENTIVE DENTISTRY

### THIRD YEAR E-CLINICS

|            |                                  |
|------------|----------------------------------|
| Topic      | :Case History & Diagnosis        |
| Date       | :11.05.20                        |
| Time       | :12.00- 1.00.PM                  |
| Faculty    | :Dr.Senthil                      |
| Instructor |                                  |
| Faculty    | :Dr.Divya, Dr. Daya and Dr. Devi |
| Attended   |                                  |
| Students   | :Third years 6/7                 |
| Batch      | :C1                              |
| Absentee   | :1                               |
| Platform   | : ZOOM                           |



Join our Cloud HD Video Meeting  
now

Zoom is the leader in modern ent...  
us04web.zoom.us

Senthil Eagappan AR is inviting you to a  
scheduled Zoom meeting.

Topic: Case History E-Clinics discussion-  
Time: May 11, 2020 12:00 PM Mumbai,  
Kolkata, New Delhi

Join Zoom Meeting

[https://us04web.zoom.us/j/8428563609  
?pwd=M2RpMEVFTWRmRlFvN3RkRThybX  
FkZz09](https://us04web.zoom.us/j/8428563609?pwd=M2RpMEVFTWRmRlFvN3RkRThybXFkZz09)

Meeting ID: **842 856 3609**

Password: pedo

06:12



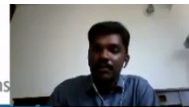
**Chettinad**

Dental College & Research Institute



**Chettinad**

Dental College & Research Institute



## Case History, Examination, Diagnosis & Treatment planning

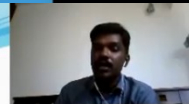



Chettinad  
Dental College & Research Institute

### HISTORY OF PRESENTING ILLNESS

#### PAIN

- Duration
- Mode of onset
- Progression
- Severity
- Nature
- Location
- Aggravating / Relieving factors
- Postural variation





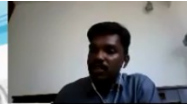
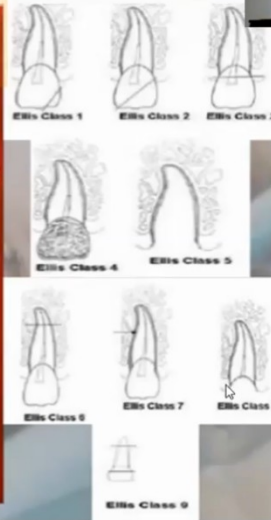
# Chettinad

Dental College & Research Institute



## Ellis and Davey's classification (1960):

- Class I - Simple fracture of the crown involving only enamel with little or no dentin.
- Class II - Extensive Fracture of crown involving considerable dentin but not exposing dental pulp.
- Class III - Extensive fracture of crown involving considerable dentin and exposing dental pulp.
- Class IV - Traumatized tooth that becomes non-vital.
- Class V - Total tooth loss-Avulsion.
- Class VI - Fracture of the root with or without loss of crown structure.
- Class VII - Displacement of tooth with neither crown or root fracture.
- Class VIII - Fracture of crown en masse and its displacement.
- Class IX - Traumatic injuries of primary teeth.



## • Primary Molar relationship

- Straight/flush terminal plane.
- Mesial step.
- Distal step.



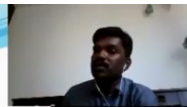


# Chettinad

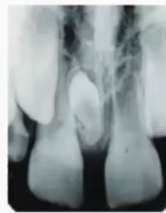
Dental College & Research Institute



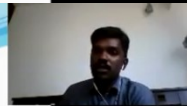
Chettinad  
Dental College & Research Institute



- Midline diastema

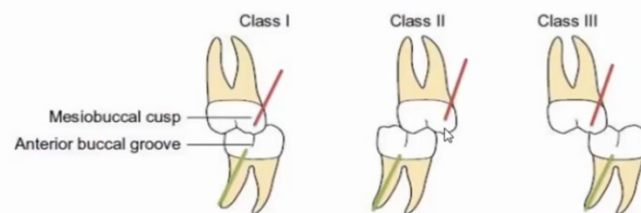


Chettinad  
Dental College & Research Institute



- Permanent molar relationship

The mesio-buccal cusp of the upper first permanent molar occludes in the buccal groove of the lower first permanent molar ——— Class I



The mesio-buccal cusp of the upper first permanent molar occludes anterior to the buccal groove of the lower first permanent molar ——— Class II

The mesio-buccal cusp of the upper first permanent molar occludes posterior to the buccal groove of the lower first permanent molar ——— Class III





**Chettinad**

Dental College & Research Institute

2:06 | 39.9KB/s |

652:05 | 41.1KB/s | 66

|                         |                  |
|-------------------------|------------------|
| <br>Devi Chandrika      | <br>Gokul S      |
| <br>Senthil Eagappan AR | <br>Haripriya S  |
| <br>jaya varsha         | <br>Iswariya S   |
| <br>Ishwerya M          | <br>Gayathri S A |





**Chettinad**

Dental College & Research Institute

12:09

Daya Srinivasan

Senthil Eagappan AR

jaya varsha

Ishwerya M

12:10 | 13.0KB/s

Close

Participants (9)

Search

DC

Devi Chandrika (me)

Senthil Eagappan AR (host)

D

Daya Srinivasan

G

Gayathri S A

Gokul S

HS

Haripriya S

IM

Ishwerya M

IS

Iswariya S

JV

jaya varsha

Chats

Invite





**DEPARTMENT OF PEDODONTICS & PREVENTIVE DENTISTRY**

**THIRD YEAR E-CLINICS**

|            |                                    |
|------------|------------------------------------|
| Topic      | :Chairside Behavior management     |
| Date       | :12.05.20                          |
| Time       | :12.15- 1.00.PM                    |
| Faculty    | : Dr.Divya                         |
| Instructor |                                    |
| Faculty    | :Dr.Senthil, Dr. Daya and Dr. Devi |
| Attended   |                                    |
| Students   | :Third years 6/7                   |
| Batch      | :C1                                |
| Absentee   | :2                                 |
| Platform   | : ZOOM                             |

Divya N is inviting you to a scheduled Zoom meeting.

Topic: Chairside Behaviour Management  
E-Clinic  
Time: May 12, 2020 12:15 PM Mumbai,  
Kolkata, New Delhi

Join Zoom Meeting  
[https://us04web.zoom.us/j/79731937672  
?pwd=SnZMY3VMaFN5ZjBFaEdUbFJVOFB  
hZz09](https://us04web.zoom.us/j/79731937672?pwd=SnZMY3VMaFN5ZjBFaEdUbFJVOFBhZz09)

Meeting ID: **797 3193 7672**  
Password: pedo

11:58



BEHAVIOR MANAGEMENT  
is defined as the means by  
which the dental health  
team effectively and  
efficiently performs dental  
treatment and thereby  
instils a positive dental  
attitude

*Wright 1975*



Zoom meeting interface showing a participant and a video feed of a person.

**Table 8.2. Behavior management techniques**

**A. According to AAPD, 1999**

1. Traditional behavior management
  - a. Tell-show-do
  - b. Distraction
  - c. TLC, gentle speaking
  - d. Modeling
  - e. Positive reinforcement
  - f. Voice control
2. Aversive behavior management
  - a. Voice control
  - b. Hold and go
  - c. Restraining (medical immobilization)
  - d. Hand over mouth exercise (HOME), hand over mouth with airway restricted (HOMAR)
3. Pharmacological management
  - a. Conscious sedation
  - b. Deep sedation
  - c. General anesthesia

**B. According to AAPD Guidelines, 2002-03**


- I. Basic behavior management
  1. Communicative management
    - a. Voice control
    - b. Nonverbal communication
    - c. Tell-show-do
    - d. Positive reinforcement
    - e. Distraction
  2. Parental presence or absence
  3. Nitrous oxide/oxygen inhalation sedation
- II. Advanced behavior management
  1. Hand over mouth exercise
  2. Medical immobilization
  3. Sedation
  4. General anesthesia



Mute Stop Video Security 7 Participants New Share Pause Share Annotate Remote Control More

ID: 797-3193-7672 Stop Share

Talking: Divya N  
Dental College & Research Institute



## TELL,SHOW,DO TECHNIQUE

- Classic model for communicating with children and favorably conditioning them to the dental experiences is termed as "Tell Show Do" [Addelston in 1959](#)

### Objectives


- To teach the patient aspects of dental visit and to familiarize them with the dental setting
- To shape patients response to various procedures

← ↻ ⌂ →

Remaining Meeting Time: 06:47 Upgrade Stop Share

Talking: Divya N  
Dental College & Research Institute

## PROTECTIVE STABILISATION



| Size        | Age Range           |
|-------------|---------------------|
| Small       | Infants - 24 Months |
| Regular     | 2 - 6 Years         |
| Large       | 6 - 12 Years        |
| Extra-Large | 13 Years - Adult    |

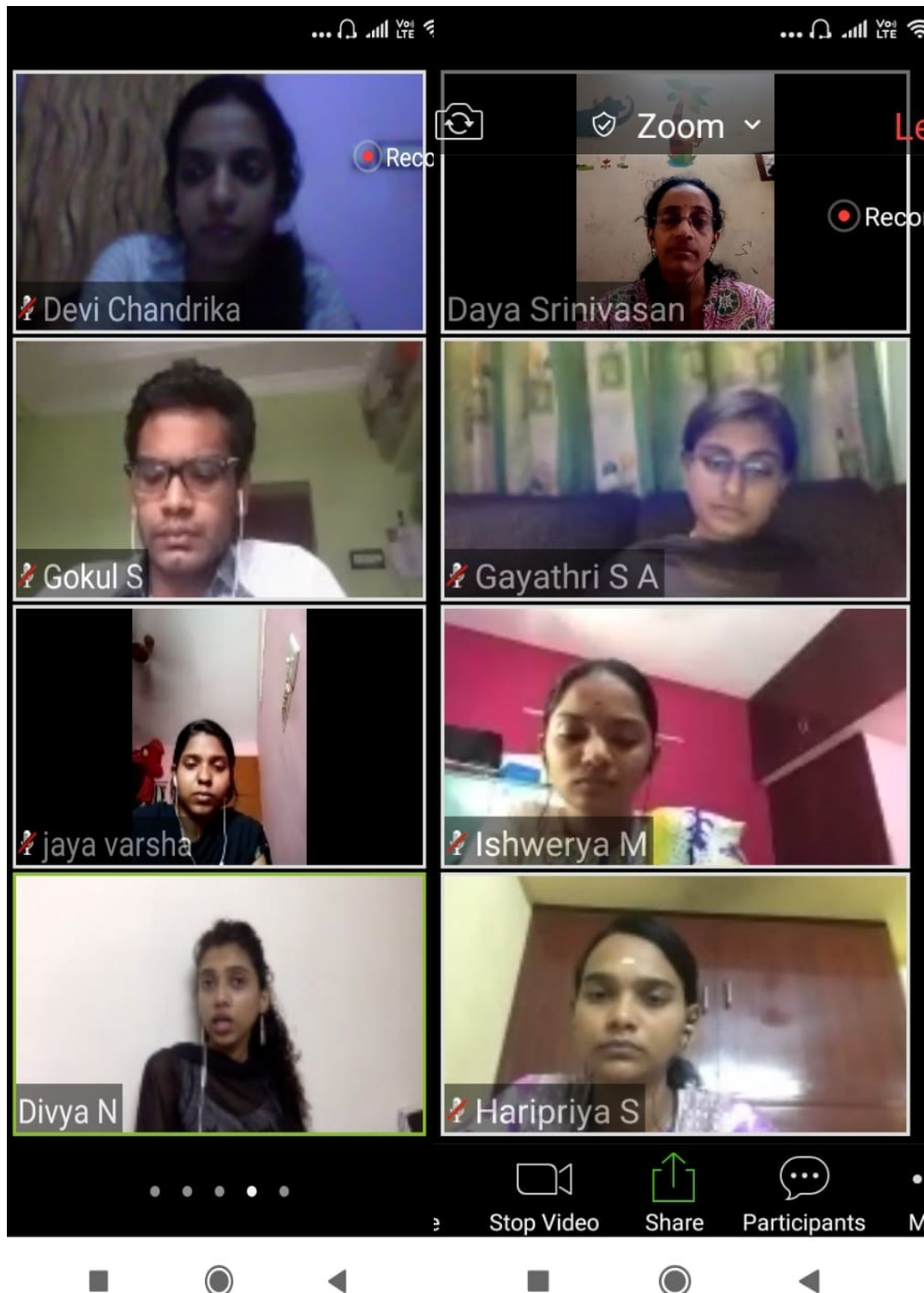
- Restriction of patients freedom of movement- with/without patients permission- decrease risk of injury – allow safe completion of treatment
- Human(s), stabilization device, combination
- Physical/psychological harm, loss of dignity, violation of patient's rights
- stabilization device- [chest](#) – restrict respirations – respiratory compromise/medications – continuous monitor
- Dentist, staff, parent – safe and effective
- [Mouth prop](#) – not protective stabilization





**Chettinad**

Dental College & Research Institute





# Chettinad

Dental College & Research Institute

12:16

Zoom

Record

Senthil Eagappan AR

Gayathri S A

Ishwerya M

Haripriya S

Close

Participants (10)

Search

Senthil Eagappan AR (me)

Divya N (host)

D Daya Srinivasan

DC Devi Chandrika

G Gayathri S A

Gokul S

HS Haripriya S

IM Ishwerya M

JV jaya varsha

IS Iswariya S


Invite



**DEPARTMENT OF PEDODONTICS & PREVENTIVE DENTISTRY**

**THIRD YEAR E-CLINICS**

Topic :Class II Cavity Preparation in Primary Teeth  
Date :13.05.20  
Time :12.00- 1.00.PM  
Faculty :Dr. Devi  
Instructor  
Faculty :Dr.Senthil, Dr. Daya and Dr.Divya  
Attended  
Students :Third years 6/7  
Batch :C1  
Absentee :1  
Platform : ZOOM



Join our Cloud HD Video Meeting  
now  
Zoom is the leader in modern ent...  
us04web.zoom.us

Devi Chandrika is inviting you to a  
scheduled Zoom meeting.

Topic: Third year E-Clinic: Class 2 Cavity  
preparation  
Time: May 13, 2020 12:00 PM India

Join Zoom Meeting  
[https://us04web.zoom.us/j/6235681702  
?pwd=QXJNdmsrd0RvQ3UwMW1JdmxZR  
Etpdz09](https://us04web.zoom.us/j/6235681702?pwd=QXJNdmsrd0RvQ3UwMW1JdmxZR Etpdz09)

Meeting ID: **623 568 1702**  
Password: pedo

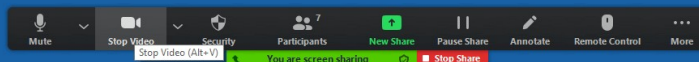
10:28 ✓✓



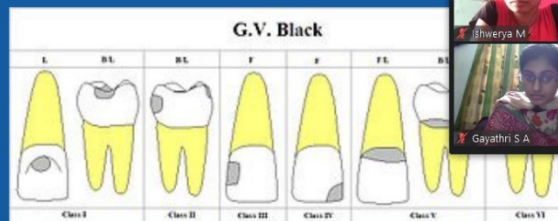
**Chettinad**  
Dental College & Research Institute

# CLASS II CAVITY PREPARATION IN PRIMARY TEETH

DR. DEVI CHANDRIKA  
DEPARTMENT OF PEDODONTIC



## Black's Classification of carious lesions (cavities)





**Chettinad**  
Dental College & Research Institute

The image displays two sequential screenshots from a Zoom video conference, likely a dental lecture or clinical demonstration. Both screenshots show a close-up of a dental procedure on a tooth with a large cavity, set against a blue surgical drape background. The top screenshot shows the initial state of the cavity. The bottom screenshot shows the same procedure with the text "CLEAN CAVITIES" overlaid on the left side of the image. Both screenshots include a Zoom participant grid on the right side, showing various participants in a grid layout. The bottom screenshot also includes a status bar at the bottom indicating "You are screen sharing" and "Stop Share" buttons.

**CLEAN CAVITIES**



**Chettinad**

Dental College & Research Institute

Zoom mobile app interface showing a 2x2 grid of participants in a video conference. The status bar at the top shows the time as 2:03 and various connectivity icons.

**Participants:**

- Top Left:** Daya Srinivasan (A woman with glasses and a white shirt).
- Top Right:** Senthil Eagappan AR (A man with a mustache and a blue shirt).
- Middle Left:** Iswariya S (A woman with glasses and a white sari).
- Middle Right:** Iswariya S (A woman with glasses and a white sari).
- Bottom Left:** Gokul S (A man with glasses and a white shirt).
- Bottom Right:** Gokul S (A man with glasses and a white shirt).
- Bottom Left (Duplicate):** Ishwerya M (A woman with a red top).
- Bottom Right (Duplicate):** Ishwerya M (A woman with a red top).

**Zoom App Controls (Bottom Bar):**

- Stop Video (Camera icon)
- Share (Green arrow icon)
- Participants (Speech bubble icon)
- Mute (Microphone icon)
- Stop Video (Camera icon)
- Share (Green arrow icon)
- Participants (Speech bubble icon)
- More (Three dots icon)





# Chettinad

Dental College & Research Institute

Participants (10)

Find a participant

- DC Devi Chandrika (Host, me)
- Senthil Eagappan AR
- D Daya Srinivasan
- Divya N
- Gayathri S A
- Gokul S
- HS Haripriya S
- IM Ishwerya M
- IS Iswariya S
- JV jaya varsha

Unmute More >

WhatsApp 12:02 PM

Zoom Leave

Divya N

Devi Chandrika

Divya N

Daya Srinivasan

Gokul S

Ishwerya M

Iswariya S

Senthil Eagappan AR

Unmute Stop Video Share Content Participants More



**Chettinad**

Dental College & Research Institute

12:03

VoLTE

Close

Participants (10)

Search

Senthil Eagappan AR (me)

>

DC

Devi Chandrika (host)

>

D

Daya Srinivasan

>

Divya N

>

Gayathri S A

>

Gokul S

>

HS

Haripriya S

>

IM

Ishwerya M

>

IS

Iswariya S

>

JV

jaya varsha

>

Invite

Devi Chandrika

jaya varsha

Connecting to audio ...

III

O

<






**Chettinad**

Dental College & Research Institute

## DEPARTMENT OF PEDODONTICS & PREVENTIVE DENTISTRY

### THIRD YEAR E-CLINICS

|            |                                    |
|------------|------------------------------------|
| Topic      | :Pulpotomy                         |
| Date       | :14.05.20                          |
| Time       | :11.30- 12.30.PM                   |
| Faculty    | :Dr. Daya                          |
| Instructor |                                    |
| Faculty    | :Dr.Senthil, Dr.Divya and Dr. Devi |
| Attended   |                                    |
| Students   | :Third years 5/7                   |
| Batch      | :C1                                |
| Absentee   | :2                                 |
| Platform   | : ZOOM                             |



Join our Cloud HD Video Meeting  
now

Zoom is the leader in modern ent...  
us04web.zoom.us

Daya Srinivasan is inviting you to a  
scheduled Zoom meeting.

Topic: Daya Srinivasan's Zoom Meeting  
Time: May 14, 2020 11:30 AM India

Join Zoom Meeting

[https://us04web.zoom.us/j/6664598002](https://us04web.zoom.us/j/6664598002?pwd=z_NJGfjZjxt-7i38QxP9jDM514c)  
[?pwd=z\\_NJGfjZjxt-7i38QxP9jDM514c](https://us04web.zoom.us/j/6664598002?pwd=z_NJGfjZjxt-7i38QxP9jDM514c)

Meeting ID: **666 459 8002**

Password: pedo

09:35



11:36 Pulpotomy (2) - Read-only

Sign in to edit and save changes to...

PULPOTOMY-III yr  
e-Learning clinical class  
Department of Pediatric & Preventive Dentistry  
Dr. Deepa Srinivasan

- Reversible
- Irreversible pulpitis

Rationale of pulpal therapy

- Eliminate pain, inflammation and infection
- Maintain arch length, esthetics, masticatory function
- Maintaining the tooth till its normal exfoliation

11:36 Sign in to edit and save changes to...

Dr. Deepa Srinivasan

1

- Reversible
- Irreversible pulpitis

2

Rationale of pulpal therapy

- Eliminate pain, inflammation and infection
- Maintain arch length, esthetics, masticatory function
- Maintaining the tooth till its normal exfoliation

3



11:40

Sign in to edit and save changes to...

tooth

- No internal resorption
- No radiographic evidence of inter radicular bone loss.

Contraindication for Pulpotomy in Primary Tooth

- Un-restorable tooth
- Spontaneous pain
- Presence of abscess or sinus
- Radiographic evidence of inter radicular bone loss
- Internal resorption
- Succedaneous tooth close to eruption
- Pulpal bleeding does not stop.

Technique

- Anesthetize the affected tooth with local anesthesia.
- Isolate the affected tooth with rubber dam.
- All peripheral *caries* should be removed before entering into the pulp chamber.
- Roof of the pulp chamber is removed with high speed bur and expunge water spray.
- All the coronal pulp is removed with a spoon excavator.
- The pulp chamber is thoroughly washed with *normal saline* to remove all debris.
- The rest of the saline of the pulp chamber is removed by suction or cotton pellets.
- Control the *pulpal bleeding* and identify the pulp stump.

11:51

Sign in to edit and save changes to...

Apexogenesis

Take home...

- Reversible pulpitis
- FC, MTA
- steps
- Cvek, apexogenesis



11:51

Sign in to edit and save changes to...

### Apexogenesis

### Take home...

- Reversible pulpitis
- FC, MTA
- steps
- Cvek, apexogenesis

11:46

Sign in to edit and save changes to...

MTA    Dentin bridge formation

### In permanent tooth

- Partial pulpotomy Cvek
- Exposure -2mm



**Chettinad**  
Dental College & Research Institute

Zoom Meeting

Recording

11:51

Sign in to edit and save changes to...

Apexogenesis

Take home...

- Reversible pulpitis
- FC, MTA
- steps
- Crek, apexogenesis

Haripriya S

Devi Chandrika

Gayathri S A

Gokul S

Ishwariya M

Iswariya S

Daya Srinivasan

Divya N

Type here to search

Zoom Meeting 40-Minutes

You are viewing Daya Srinivasan's screen

View Options

11:51 AM

5/14/2020

Participants (8)

Search

D Daya Srinivasan (me)

G Gayathri S A (host)

G Gokul S

HS Haripriya S

IM Ishwariya M

IS Iswariya S

DC Devi Chandrika

DN Divya N

Invite

Unmute

Stop Vid

Stop Video (Alt+V)

Participants

Chat

Share Screen

Record

Reactions

Leave

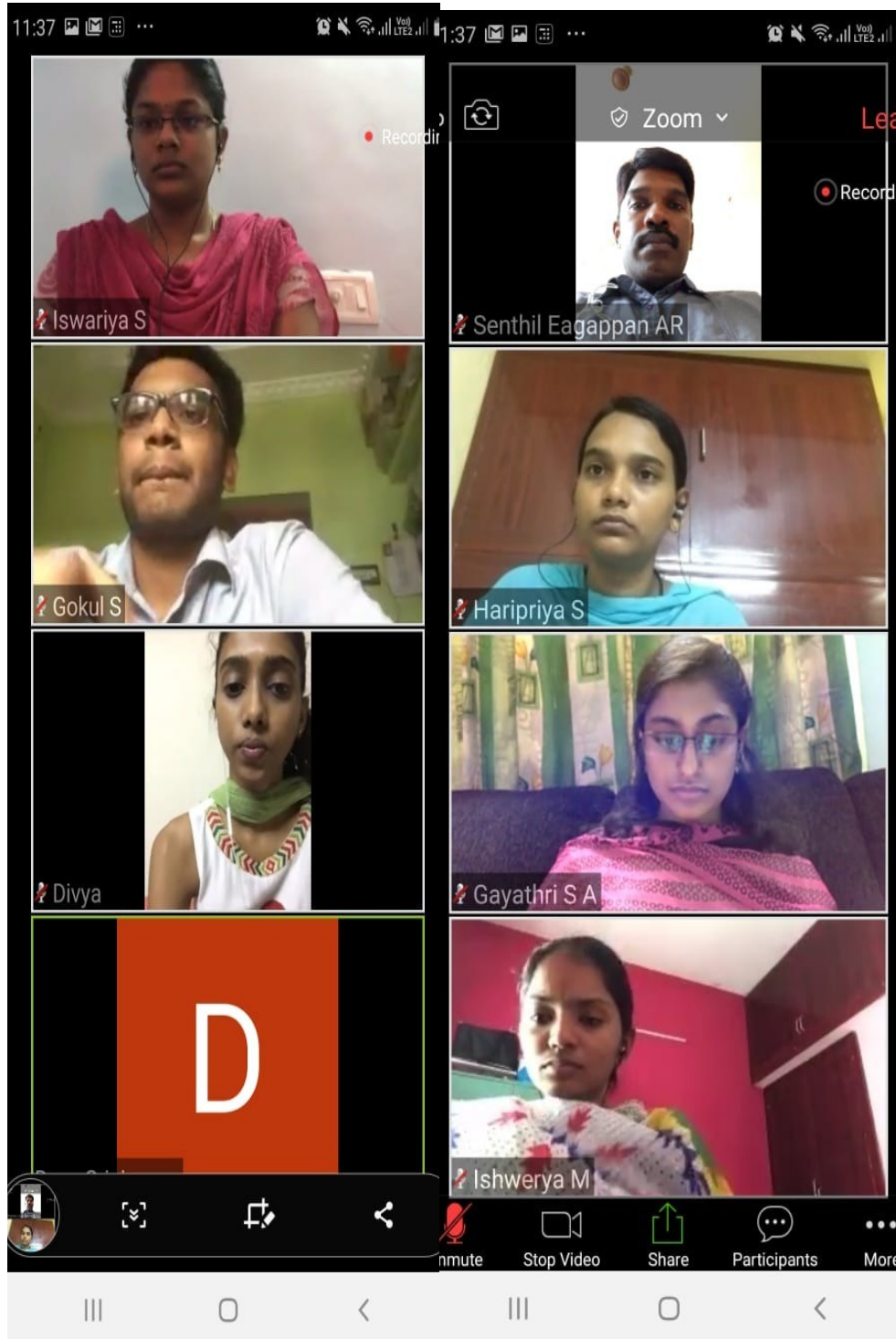
Type here to search

11:53 AM

5/14/2020



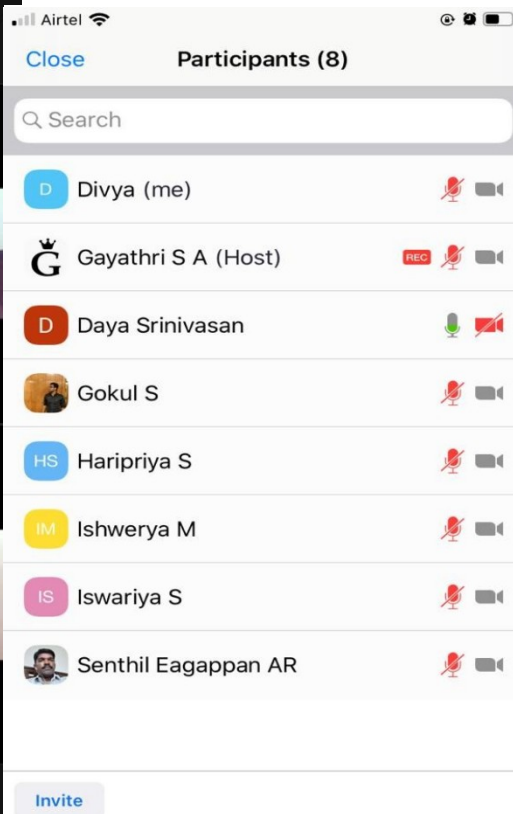
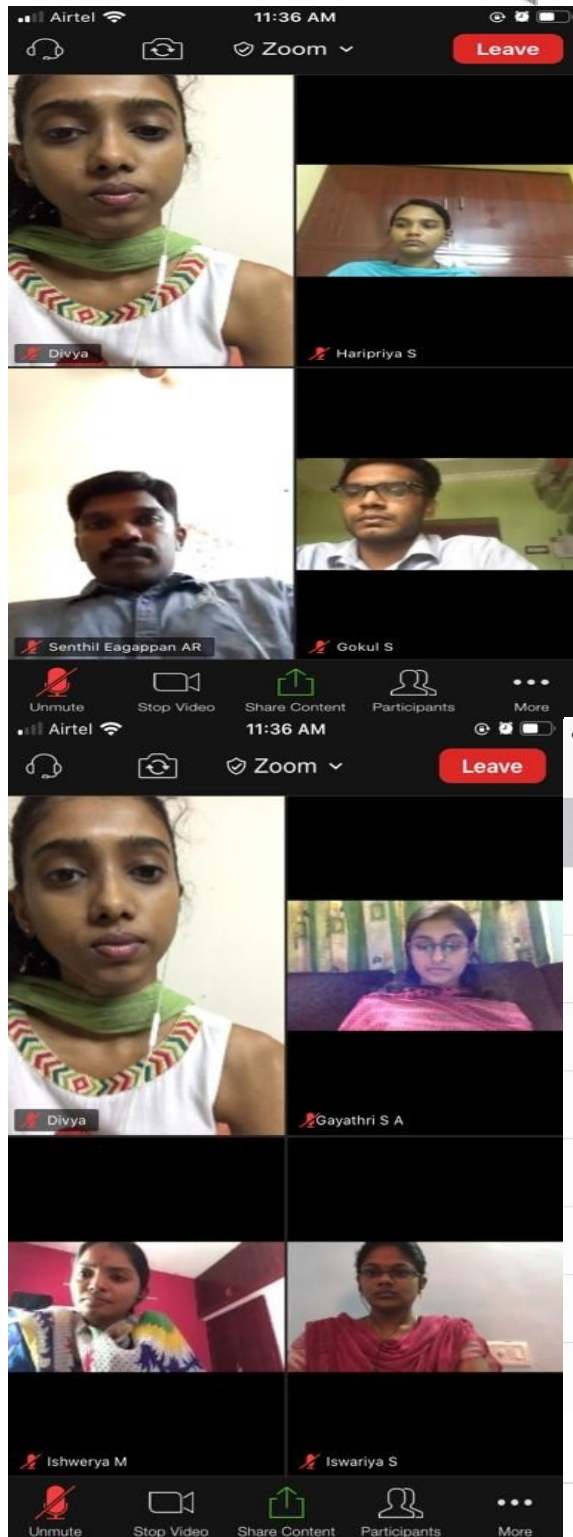
**Chettinad**  
Dental College & Research Institute







**Chettinad**  
Dental College & Research Institute






**Chettinad**

Dental College & Research Institute

## DEPARTMENT OF PEDODONTICS & PREVENTIVE DENTISTRY

### THIRD YEAR E-CLINICS

Topic :Pulpectomy  
Date :15.05.20  
Time :12.00- 1.00.PM  
Faculty :Dr.Senthil  
Instructor  
Faculty :Dr.Divya, Dr. Daya and Dr. Devi  
Attended  
Students :Third years 6/7  
Batch :C1  
Absentee :1  
Platform : ZOOM



Join our Cloud HD Video Meeting  
now

Zoom is the leader in modern ent...  
us04web.zoom.us

Senthil Eagappan AR is inviting you to a  
scheduled Zoom meeting.

Topic: Third year E- Clinics discussion -  
Pulpectomy

Time: May 15, 2020 12:00 PM Mumbai,  
Kolkata, New Delhi

Join Zoom Meeting

[https://us04web.zoom.us/j/8428563609  
?pwd=M2RpMEVFTWRmRlFvN3RkRThybX  
FkZz09](https://us04web.zoom.us/j/8428563609?pwd=M2RpMEVFTWRmRlFvN3RkRThybXFkZz09)

Meeting ID: **842 856 3609**

Password: pedo

08:06



**Chettinad**  
Dental College & Research Institute



**Chettinad**  
Dental College & Research Institute



# PULPECTOMY

DR. AR. SENTHIL  
DEPARTMENT OF PEDODONTICS



**Chettinad**  
Dental College & Research Institute

## *Obturing materials*



- Zinc oxide eugenol (ZOE)
- $\text{Ca}(\text{OH})_2$
- $\text{Ca}(\text{OH})_2$  with iodoform - Vitapex, Metapex
- Parachlorophenol + Camphor + menthol - Walkhoff paste
- Parachlorophenol + Camphor + Menthol + Iodoform - KRI paste
- $\text{ZnO}$  + Iodoform + Thymol + Chlorophenol + Camphor + Lanolin - Maisto paste



**Chettinad**  
Dental College & Research Institute

Zoom Meeting 40-Minutes You are viewing Senthil Eagappan AR's screen View Options Speaker View

**PULPECTOMY**  
DR. AR. SENTHIL  
DEPARTMENT OF PEDODONTICS

Click to add notes

Unmute Start Video Participants 6 Chat Share Screen Record Reactions Leave

Zoom Meeting Recording

**Indications**

- Primary tooth with irreversibly inflamed pulp with not more than 1/3rd of root resorbed
- Primary tooth with abscess or sinus opening
- Traumatized anterior teeth with fracture
- Pulpless primary tooth
- Primary molars supporting orthodontic appliances

Stop Recording



**Chettinad**  
Dental College & Research Institute

Zoom Meeting

Recording

Chettinad  
Dental College & Research Institute

Preoperative - Clinical

Working length estimation

Postoperative - Clinical

Preoperative - Radiograph

Postoperative - Radiograph

Senthil Eagappan AR

Devi Chandrika

Gayathri S A

Ishwarya Murali

Haripriya S

Gokul S

Iswariya S

Jaya varsha

Divya N

Daya Srinivasan

Type here to search

Zoom Meeting 40-Minutes

You are viewing Senthil Eagappan AR's screen

View Options

Speaker View

Recording

Senthil Eagappan AR

Devi Chandrika

Ishwarya Murali

Gokul S

Iswariya S

Jaya varsha

Gayathri S A

Haripriya S

Unmute

Stop Video

Participants

Chat

Share Screen

Record

Reactions

Leave

Type here to search

12:13 PM

5/15/2020

12:26 PM

5/15/2020





**Chettinad**

Dental College & Research Institute

Zoom

Daya Srinivasan

Senthil Eagappan AR

Haripriya S

Gayathri S A

mute Stop Video Share Participants

Close Participants (10)

Search

Divya N (me)

Senthil Eagappan AR (Host)

Daya Srinivasan

DC Devi Chandrika

G Gayathri S A

Gokul S

HS Haripriya S

IM Ishwerya Murali

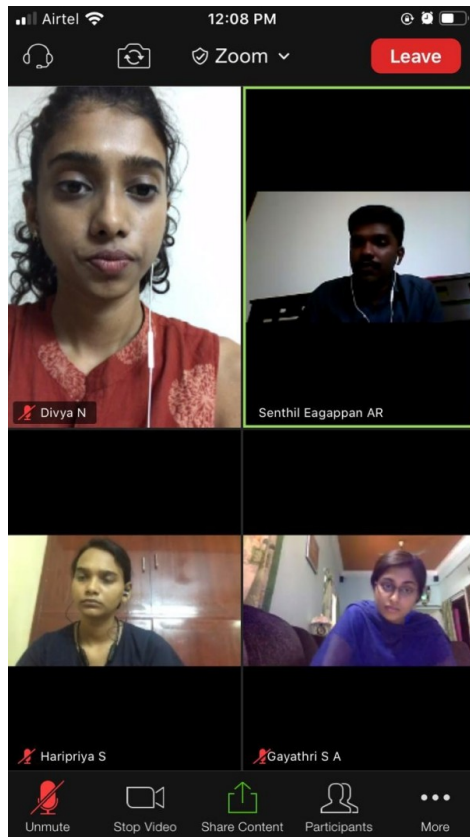
IS Iswariya S

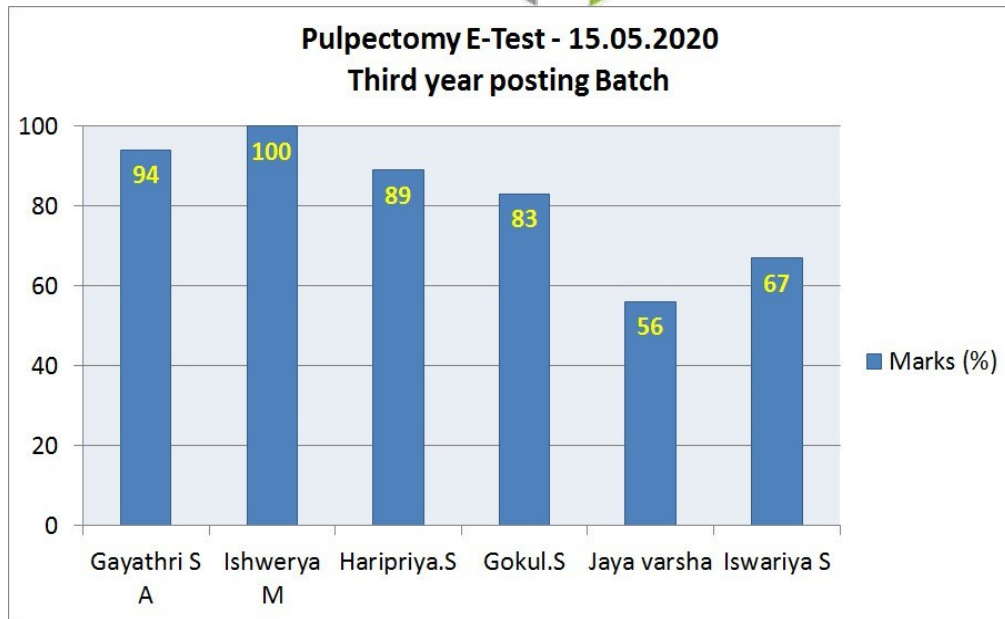




**Chettinad**

Dental College & Research Institute








## DEPARTMENT OF PEDODONTICS & PREVENTIVE DENTISTRY

### THIRD YEAR E-CLINICS

Topic :Apexification and Apexogenesis  
Date :16.05.20  
Time :1.00- 2.00.PM  
Faculty : Dr.Divya  
Instructor  
Faculty :Dr.Senthil, Dr. Daya and Dr. Devi  
Attended  
Students :Third years 6/7  
Batch :C1  
Absentee :1  
Platform : ZOOM



Join our Cloud HD Video Meeting  
now  
Zoom is the leader in modern ent...  
us04web.zoom.us

Divya N is inviting you to a scheduled  
Zoom meeting.

Topic: Apexification and Apexogenesis  
E-Clinic  
Time: May 16, 2020 01:00 PM Mumbai,  
Kolkata, New Delhi

Join Zoom Meeting  
[https://us04web.zoom.us/j/76699252862  
?pwd=TDRaWGVLVx4UDNCWHNjQTdaV  
Us2UT09](https://us04web.zoom.us/j/76699252862?pwd=TDRaWGVLVx4UDNCWHNjQTdaVUs2UT09)

Meeting ID: **766 9925 2862**  
Password: pedo

12:21



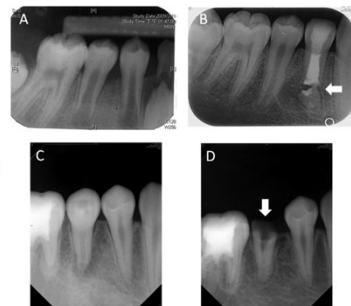
## GOALS

1. Maintenance of pulp vitality
2. Continued root development
3. Improved crown root ratio
4. Increase in root wall thickness
5. Increase in fracture resistance
6. Maintenance of proprioception
7. Generating Dentine Bridge at the site of pulpotomy



## PRECAUTIONS WHILE RESTORING IMMATURE TOOTH?

- High risk of cervical root fractures
- Crown root ratio is not favorable because root is shorter than in a mature tooth
- So while preparing access cavity, take care not to over enlarge access cavity
- Restoring coronal-third and entire access cavity with composite resin restoration will strengthen the tooth therefore reduce risk of root fracture







**Chettinad**  
Dental College & Research Institute

You are screen sharing Stop Share



**Dr Krishna Vyas**  
Micro Endodontist



zoom.us Meeting View Edit Window Help

Zoom Meeting

Remaining Meeting Time: 03:38 [Upgrade](#)

Participants (8)

Search

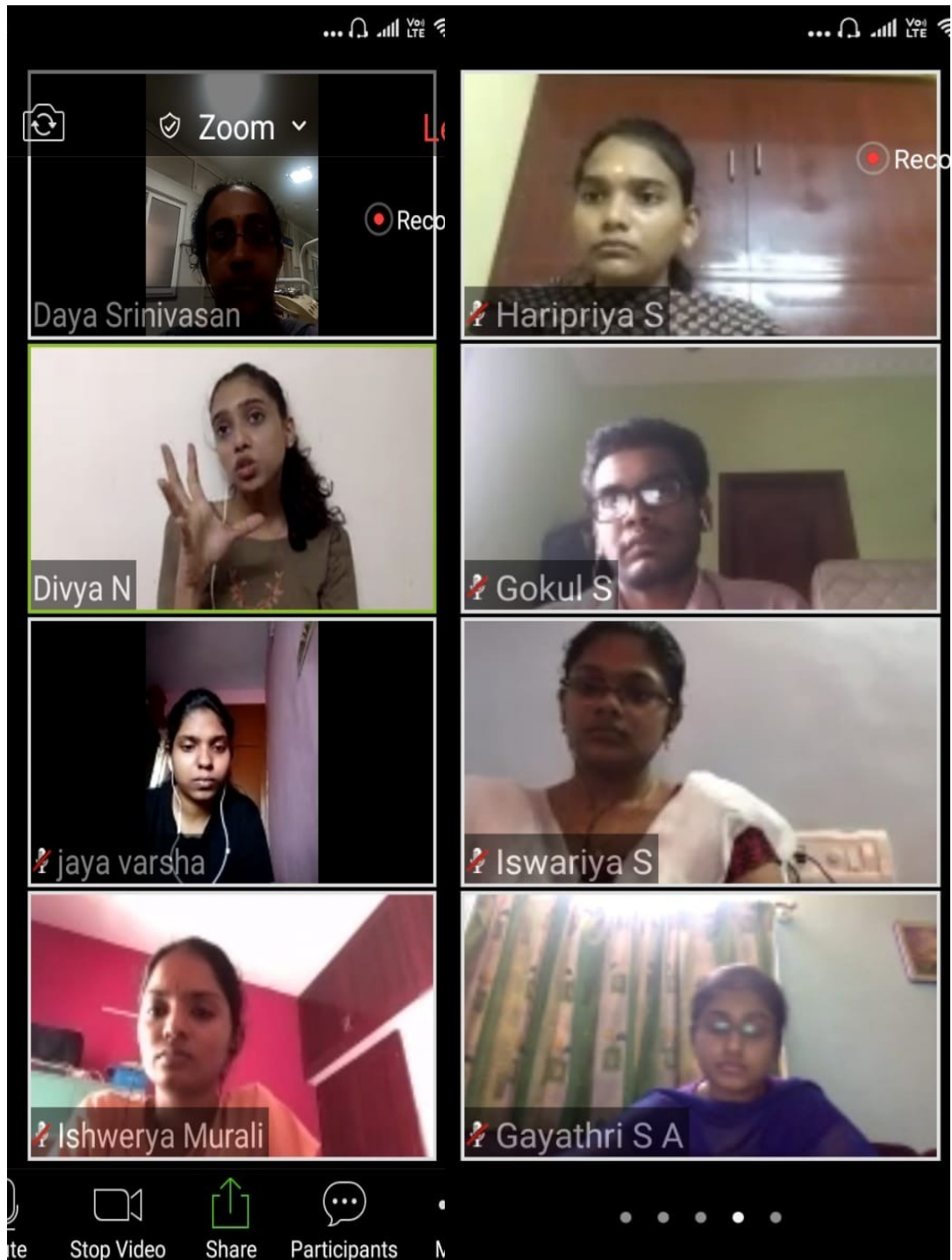
- Divya N (Host, me)
- Gokul S
- Ishwerya Murali
- IS Iswariya S
- Jv jaya varsha
- Gayathri S A
- HS Haripriya S
- Senthil Eagappan AR

Invite Mute All Unmute All More



**Chettinad**

Dental College & Research Institute





**Chettinad**

Dental College & Research Institute

13:02 [status icons] 3:03 [status icons]

Zoom [Lea] [Recording]

Senthil Eagappan AR Ishwerya Murali

Gayathri S A Haripriya S

Divya N Iswariya S

jaya varsha Gokul S

[Microphone icon] [Video icon] [Share icon] [Participants icon] [More icon]

Unmute Stop Video Share Participants More

[Mobile navigation bar with back, home, and recent apps icons]





The image displays a mobile application interface for a video conference. On the left, a vertical stack of four video tiles shows participants: Devi Chandrika, Gayathri S A, Divya N, and jaya varsha. A 'Recording' indicator is visible in the top right of the first tile. On the right, a 'Participants (10)' panel lists all attendees with their names, profile pictures, and icons indicating their video and audio status. The participants listed are Senthil Eagappan AR (me), Divya N (host), Daya Srinivasan, Devi Chandrika, Gayathri S A, Gokul S, Haripriya S, Ishwerya M, jaya varsha, and Iswariya S. The top of the screen shows standard mobile status bars with time, network, and battery information.

