

## DEPARTMENT OF PEDODONTICS & PREVENTIVE DENTISTRY


### Third Year BDS Summary Report

#### E-Class

S.NO	DATE	CLINICAL DISCUSSION TOPIC	FACULTY	NO.OF STUDENTS PARTICIPATED
1.	24.04.20	SIGMUND FREUD THEORY	DR.DAYA, DR.SENTHIL, DR.DIVYA, DR.DEVI	81

#### E-Clinics

S.NO	DATE	CLINICAL DISCUSSION TOPIC	FACULTY	NO.OF STUDENTS PARTICIPATED
<b>D2 BATCH</b>				
1.	20.04.20	SEALANTS	DR.DAYA, DR.SENTHIL, DR.DIVYA, DR.DEVI	6
<b>D1 BATCH</b>				
2.	21.04.20	CASE HISTORY & DIAGNOSIS	DR.SENTHIL, DR.DAYA, DR.DIVYA, DR.DEVI	6
3.	22.04.20	TOOTH ERUPTION AND THEORIES OF ERUPTION	DR.DIVYA, DR.DAYA, DR.SENTHIL, DR.DEVI	4
4.	23.04.20	DIFFERENCE BETWEEN PRIMARY & PERMANENT TEETH	DR.DEVI, DR.DIVYA, DR.DAYA, DR.SENTHIL,	6
5.	24.04.20	DEVELOPMENT OF OCCLUSION	DR.DAYA, DR.SENTHIL, DR.DIVYA, DR.DEVI	6
6.	25.04.20	CLASSIFICATION OF BEHAVIOUR	DR.SENTHIL, DR.DAYA, DR.DIVYA, DR.DEVI	6

NAME OF E-REOSURCE PLATFORM	WEBLINK	USED FOR
ZOOM 	<a href="https://zoom.us/">https://zoom.us/</a>	THEORY CLASS CLINICAL CASE DISCUSSIONS ATTENDANCE
GOOGLE FORMS  Google Forms	<a href="https://docs.google.com/forms/u/0/">https://docs.google.com/forms/u/0/</a>	ASSIGNMENTS QUIZ ASSESSMENT AND GRADING



**Chettinad**

Dental College & Research Institute

## DEPARTMENT OF PEDODONTICS & PREVENTIVE DENTISTRY

### THIRD YEARS E-CLINICS

Topic	:Sealants
Date	:20.04.20
Time	:12.00- 1.00.PM
Faculty	: Dr.Daya
Instructor	
Faculty	: Dr.Senthil Dr. Divya, and Dr. Devi
Attended	
Students	:Third years 6/7
Batch	: D2
Absentee	:1
Platform	: ZOOM



Join our Cloud HD Video Meeting  
now

Zoom is the leader in modern ent...  
us04web.zoom.us

Daya Srinivasan is inviting you to a  
scheduled Zoom meeting.

Topic: Daya Srinivasan's Zoom Meeting  
Time: Apr 20, 2020 12:00 PM India

Join Zoom Meeting

[https://us04web.zoom.us/j/6664598002  
?pwd=z\\_NJGfjZjxt-7i38QxP9jDM514c](https://us04web.zoom.us/j/6664598002?pwd=z_NJGfjZjxt-7i38QxP9jDM514c)

Meeting ID: 666 459 8002

Password: pedo

09:44



**Chettinad**

Dental College & Research Institute

REC



**Chettinad**

Dental College & Research Institute

## Pit & fissure sealants

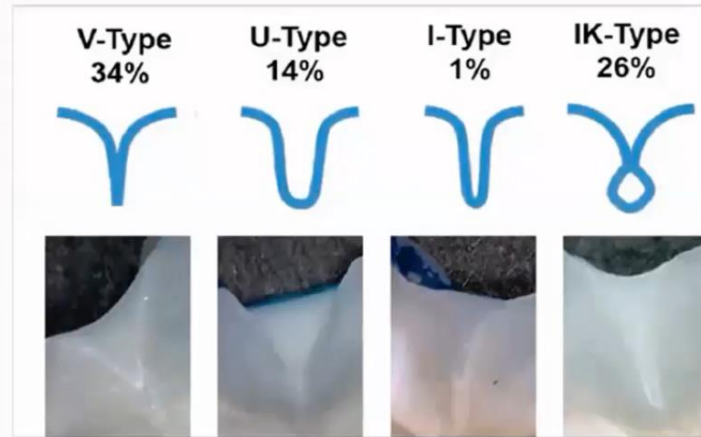
e-Learning clinical class

Department of Pediatric & Preventive Dentistry

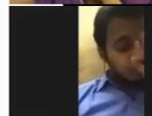



Dr Daya Srinivasan

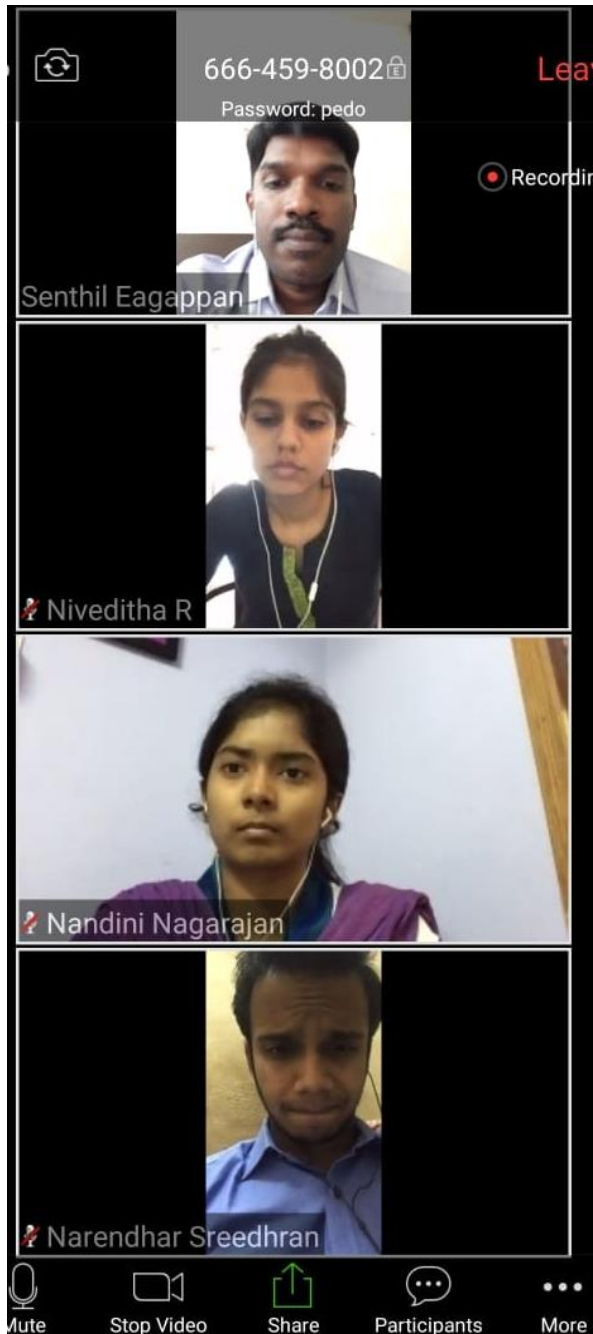
Daya Srinivasan's screen





## Etching>>











**Chettinad**

Dental College & Research Institute

WhatsApp

12:03 PM



Close

Participants (9)

Search



Divya N (me)



Daya Srinivasan (Host)



Nandini Nagarajan



Narendhar Sreedhran



Nithyasri



Niveditha R



Pavithra G



Pavithra Manohar



Devi Chandrika



Invite





4/20/2020

Department of Pedodontic & Preventive Dentistry

## Department of Pedodontic & Preventive Dentistry

Email address \*

pavithra.pavithrag@gmail.com

☒ Option 1

write your name with mail:

What is the newer name for Preventive Resin Restoration? \*

Conservative adhesive restoration (CAR)

In a caries-free individual of age 18 years, will you place sealant in permanent second molar? Give the reason? \*

No, because decay in the depression and grooves of the premolars and molars, children and age (11-13 years) are candidates for sealants. Caries pattern indicative of more than one lesion per year. Teeth which has erupted <4 years ago

5/12

Name the GIC which is used as a sealant? \*

Pink (Fuji VII, GIC) - fluoride releasing sealant

https://docs.google.com/forms/d/1n3X\_Y-QR7W83q2Aq7TZj11NKA5aAZVvH1s3m/WoHgWdtdt#responses

5/12

2020

Can we place a sealant in a 5.75-year-old child who has his permanent first molar erupting?

6 responses

Yes

Yes. The time of eruption of first molar is 6yrs and during this time the enamel formation occurs. The sealant application is a preventive measure to avoid susceptibility to caries in deeper fissures and pits.

6-7 years of age :1st permanent molars are preferred for sealant application.

Yes. As an preventive procedure

Yes

No sealant is placed in a teeth which is fully erupted

Which kind of fissure pattern is more susceptible to caries?

6 responses

I-K

IK type

IK type of fissure are more susceptible to caries : seen as narrow slit associated with larger shape at the bottom,require invasive techniques. Not easily accessible to caries.

IK type

IK type

ik

https://docs.google.com/forms/d/1n3X\_Y-QR7W83q2Aq7TZj11NKA5aAZVvH1s3m/WoHgWdtdt#responses

3

4/20/2020

Department of Pedodontic & Preventive Dentistry

Can we place a sealant in a 5.75-year-old child who has his permanent first molar erupting? \*

6-7 years of age :1st permanent molars are preferred for sealant application.

Which kind of fissure pattern is more susceptible to caries? \*

IK type of fissure are more susceptible to caries : seen as narrow slit associated with larger shape at the bottom,require invasive techniques. Not easily accessible to caries.

Enumerate the steps of sealant placement? \*

- 1.Isolation
- 2.Tooth preparation -pumice and water
- 3.Air abrasion using aluminium oxide particles
- 4.Acid etching -phosphoric acid 37%concentration.
- 5.time :45-60 sec for primary tooth
- 6.silver stone etched zones
- 7.sealant placement and curing

After acid etching, what kind of appearance is to be noted on the tooth? \*

Silver stone zones -1.etched zone 10micrometer 2.qualitative porous zone -20micrometer 3.quantitative porous zone -20micrometer

This content is neither created nor endorsed by Google.

2020

Department of Pedodontic & Preventive Dentistry

4/5

Enumerate the steps of sealant placement?

6 responses

Pumice cleaning,Acid etching,placement of sealant,light curing

- 1.Isolation of tooth
  - 2.pumice polishing
  - 3.acid etching
  - 4.rinsing
  - 5.placement of resin
  - 6.curing of resin
  - 7.checking high points and occlusion
  - 8.finishing and polishing
- 1.Isolation
  - 2.Tooth preparation -pumice and water
  - 3.Air abrasion using aluminium oxide particles
  - 4.Acid etching -phosphoric acid 37%concentration.
  - 5.time :45-60 sec for primary tooth
  - 6.silver stone etched zones
  - 7.sealant placement and curing

After acid etching, what kind of appearance is to be noted on the tooth?

6 responses

Dotted pattern

Frosted glass appearance

Silver stone zones -1.etched zone 10micrometer 2.qualitative porous zone



4/20/2020

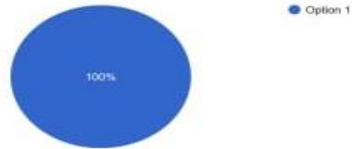
Department of Pedodontic & Preventive Dentistry

## Department of Pedodontic & Preventive Dentistry

5 responses

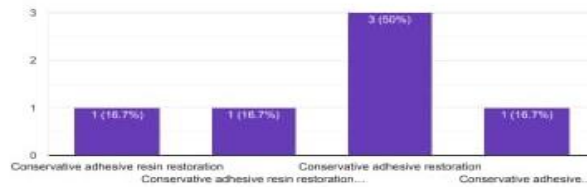
[Publish analytics](#)

2 responses



### What is the newer name for Preventive Resin Restoration?

6 responses



[https://docs.google.com/forms/d/1n3X\\_Y-GR7W83qz5AphTZJ11NKASsAZrVuh1t3m7whg/viewanalytics](https://docs.google.com/forms/d/1n3X_Y-GR7W83qz5AphTZJ11NKASsAZrVuh1t3m7whg/viewanalytics)

1/5

4/20/2020

Department of Pedodontic & Preventive Dentistry

### In a caries-free individual of age 18 years, will you place sealant in permanent second molar? Give the reason?

6 responses

No restoration should be done. Becoz the tooth was healthy for 4 yr from eruption

No. By 6 years the permanent second molar is completely erupted. Here it is not indicated because the tooth has erupted long time (>4yrs). It is a preventive measure.

No, because decay in the depression and grooves of the premolars and molars, children and teenagers of age (11-13 years) are candidates for sealants. Caries pattern indicative of more than one lesion per year.

Teeth which has erupted <4 years ago

No. Sealants are used as a preventive measure in susceptible individuals for dental caries, that too within four years after eruption of that tooth

No, because the tooth has erupted 4 yrs ago

No, because second molar is erupted at age of 11-12 yrs, sealant is placed in teeth which is erupted <4 yrs

### Name the GIC which is used as a sealant?

6 responses

Sealant - GIC

Resin modified glass ionomer cement



**Chettinad**

Dental College & Research Institute

## DEPARTMENT OF PEDODONTICS & PREVENTIVE DENTISTRY

### THIRD YEARS E-CLINICS

Topic	:Case history and Diagnosis
Date	:21.04.20
Time	:12.00- 1.00.PM
Faculty	: Dr.Senthil
Instructor	
Faculty	: Dr.Daya, Dr. Divya, and Dr. Devi
Attended	
Students	:Third years 6/7
Batch	: D1
Absentee	:1
Platform	: ZOOM

#### Join our Cloud HD Video Meeting now

Zoom is the leader in modern enterprise video communications, with an easy, reliable cloud ...  
us04web.zoom.us

Senthil Eagappan AR is inviting you to a scheduled Zoom meeting.

Topic: Third year E-Clinics Discussion  
Time: Apr 21, 2020 12:00 PM Mumbai, Kolkata, New Delhi

Join Zoom Meeting

<https://us04web.zoom.us/j/8428563609?pwd=M2RpMEVFTWRmRlFvN3RkRThybXFkZz09>

Meeting ID: 842 856 3609

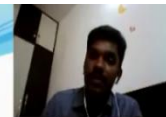
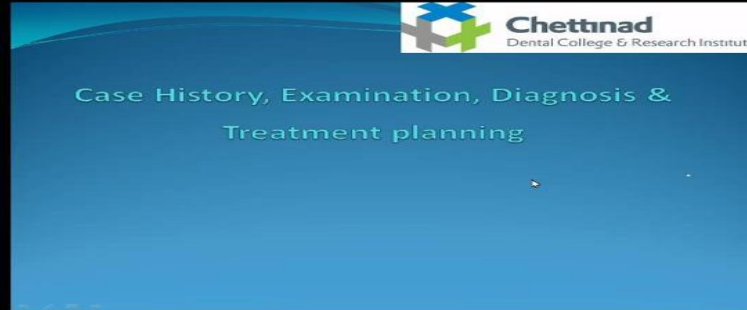
Password: pedo

09:04



**Chettinad**

Dental College & Research Institute




- Primary Molar relationship

◦Straight/flush terminal plane.

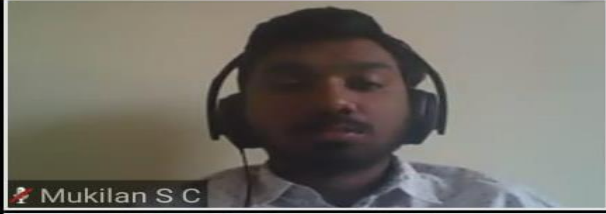
◦Mesial step.

◦Distal step.







Lakshana K G




Mukilan S C




Mahamudha Ameerulla




LaUreL VijiTha




Daya Srinivasan




Senthil Eagappan AR




Logeshwari M




Mothi Rajathi






























Divya N



LaUreL VijiTha



Devi Chandrika

	Divya N (me)	 
	Senthil Eagappan AR (Host)	 
	Lakshana K G	 
	Devi Chandrika	 
	LaUreL VijiTha	 
	Logeshwari M	 
	Mahamudha Ameerulla	 
	Mothi Rajathi	 
	Mukilan S C	 



**Chettinad**

Dental College & Research Institute

**DEPARTMENT OF PEDODONTICS & PREVENTIVE DENTISTRY**

**THIRD YEARS E-CLINICS**

Topic	:Eruption of teeth
Date	:22.04.20
Time	:12.00- 1.00.PM
Faculty	:Dr. Divya
Instructor	
Faculty	: Dr.Senthil, Dr.Daya and Dr. Devi
Attended	
Students	:Third years 4/7
Batch	: D1
Absentee	:3
Platform	: ZOOM

zoom

Join our Cloud HD Video Meeting  
now

Zoom is the leader in modern ent...  
us04web.zoom.us

Divya N is inviting you to a scheduled  
Zoom meeting.

Topic: Dr.Divya's Tooth eruption E-Clinic  
Time: Apr 22, 2020 12:00 PM Mumbai,  
Kolkata, New Delhi

Join Zoom Meeting

<https://us04web.zoom.us/j/74684852886>

Meeting ID: **746 8485 2886**

11:10





# ERUPTION OF TEETH

DEPARTMENT OF PEDAITRIC DENTISTRY

Dr. Divya.N.



## DEFINITION

Eruption is the movement of teeth within and through the bone of the jaws and the overlying mucosa to appear in the oral cavity and contact the opposing teeth

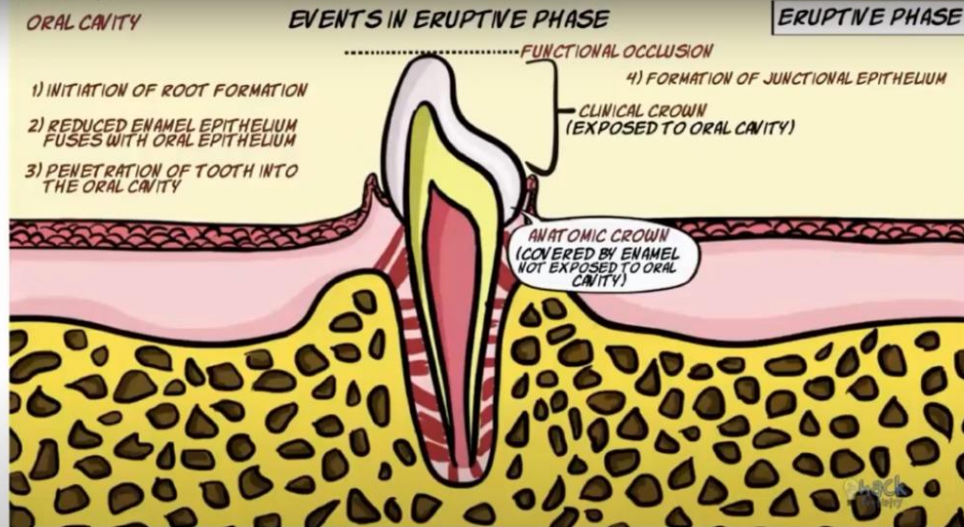
*Nagat.MLEINsr ; James K.Avery 1994*







Eruption of Teeth.mp4



5:55 / 27:50





















PRE-ERUPTIVE MOVEMENTS OF PERMANENT TOOTH GERMS





Search

DC	Devi Chandrika (me)	  >
	Divya N (host)	  >
D	Daya Srinivasan	  >
LK	Lakshana K G	  >
	Logeshwari M	  >
MR	Mothi Rajathi	  >
	Mukilan S C	  >
SE	Senthil Eagappan AR	 >



**Chettinad**

Dental College & Research Institute

## DEPARTMENT OF PEDODONTICS & PREVENTIVE DENTISTRY

### THIRD YEARS E-CLINICS

Topic :Difference between permanent and primary teeth  
Date :23.04.20  
Time :12.00- 1.00.PM  
Faculty : Dr. Devi  
Instructor  
Faculty : Dr.Senthil Dr. Divya, and Dr.Daya  
Attended  
Students :Third years 6/7  
Batch : D1  
Absentee :1  
Platform : ZOOM

zoom

Join our Cloud HD Video Meeting  
now

Zoom is the leader in modern ent...  
us04web.zoom.us

Devi Chandrika is inviting you to a  
scheduled Zoom meeting.

Topic: Third year E- Clinics

Time: Apr 23, 2020 12:30 PM Mumbai,  
Kolkata, New Delhi

Join Zoom Meeting


[https://us04web.zoom.us/j/76289865665  
?pwd=MCtDaEpMZ1ZnMG1CNTZvdWlxRTY2UT09](https://us04web.zoom.us/j/76289865665?pwd=MCtDaEpMZ1ZnMG1CNTZvdWlxRTY2UT09)

Meeting ID: 762 8986 5665

Password: 068278

12:19 ✓✓

WPS Office | differencesbet...h-170624024840 | google... | Go Premium




**Chettinad**  
Dental College & Research Institute

# DIFFERENCES BETWEEN PRIMARY AND PERMANENT TEETH

**DR. DEVI CHANDRIKA**  
DEPARTMENT OF PEDODONTICS

Slide 1 / 38

WPS Office | differencesbet...h-170624024840 | google...



**Chettinad**  
Dental College & Research Institute

## CROWN

PRIMARY TEETH	PERMANENT TEETH
<ul style="list-style-type: none"><li>lighter white in color. Refractive index similar to that of milk (RI=1).</li><li>smaller in all dimensions.</li><li>Wider mesio-distally in relation to cervico-occlusal dimension. this gives a cup shaped appearance to the anterior teeth and squat shaped appearance to the molars.</li></ul>	<ul style="list-style-type: none"><li>Grayish white to yellowish white in color.</li><li>Larger in dimensions.</li><li>Larger in cervico-occlusal dimension than the mesio-distal dimension. this gives a longer appearance to permanent anterior teeth.</li></ul>

0:03:40 | 0:31:12

Slide 9 / 38



WPS Office differencesbet...h-170624024840 + google

### MAXILLARY CENTRAL INCISOR

- Mesio-distal measurement is greater than cervico-incisal measurement.
- Labial surface is slightly convex with little evidence of developmental grooves.
- The incisal edge joins the mesial surface at an acute angle and the distal surface at a more obtuse angle.

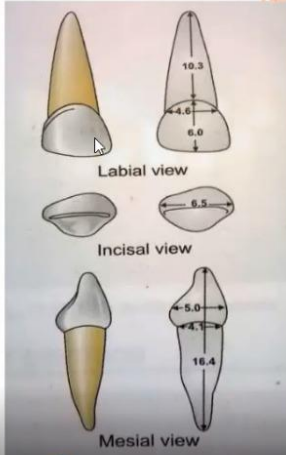
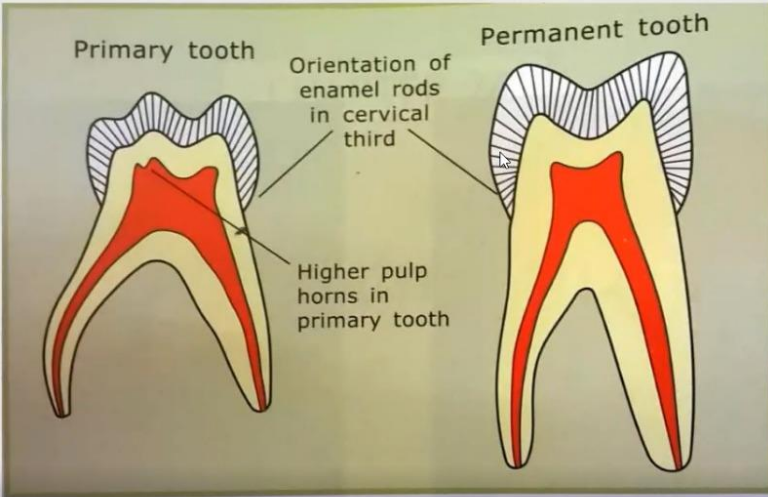


Fig. 16.1: Maxillary central incisor

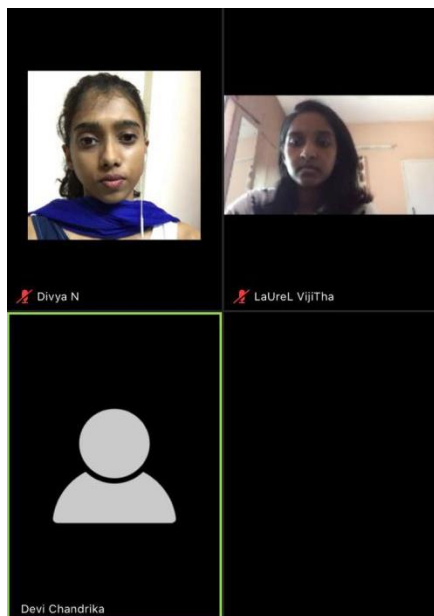
0:21:58 Slide 26 / 38 0:12:54

































WPS Office differencesbet...h-170624024840 + google



**Fig. 28.1d** Morphological differences between primary and permanent tooth showing orientation of enamel rods

0:21:35 Slide 17 / 38 0:13:17



- SE Senthil Eagappan AR(me)   
- DC Devi Chandrika (host)   
-  Divya N   
- LK Lakshana K G   
- LV LaUreL VijiTha   
-  Logeshwari M   
- MA Mahamudha Ameerulla   
- MR Mothi Rajathi   
- MS Mukilan S C   
- D Daya Srinivasan   




**Chettinad**

Dental College & Research Institute

## DEPARTMENT OF PEDODONTICS & PREVENTIVE DENTISTRY

### THIRD YEARS E-CLINICS

Topic :Development Of Occlusion  
Date :24.04.20  
Time :12.00- 1.00.PM  
Faculty : Dr.Daya  
Instructor  
Faculty : Dr.Senthil Dr. Divya, and Dr. Devi  
Attended  
Students :Third years 6/7  
Batch : D1  
Absentee :1  
Platform : ZOOM



Daya Srinivasan is inviting you to a scheduled Zoom meeting.

Topic: Daya Srinivasan's Zoom Meeting

Time: Apr 24, 2020 12:00 PM India

Join Zoom Meeting

[https://us04web.zoom.us/j/6664598002?pwd=z\\_NJGfjZjxt-7i38QxP9jDM514c](https://us04web.zoom.us/j/6664598002?pwd=z_NJGfjZjxt-7i38QxP9jDM514c)

Meeting ID: 666 459 8002

Password: pedo

08:58





**Chettinad**

Dental College & Research Institute



**Chettinad**

Dental College & Research Institute

# Development of occlusion

e-Learning clinical class  
Department of Pediatric & Preventive Dentistry

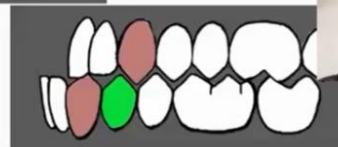
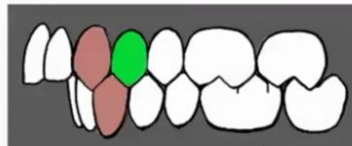
Dr Daya Srinivasan



## Primary canine relationship..

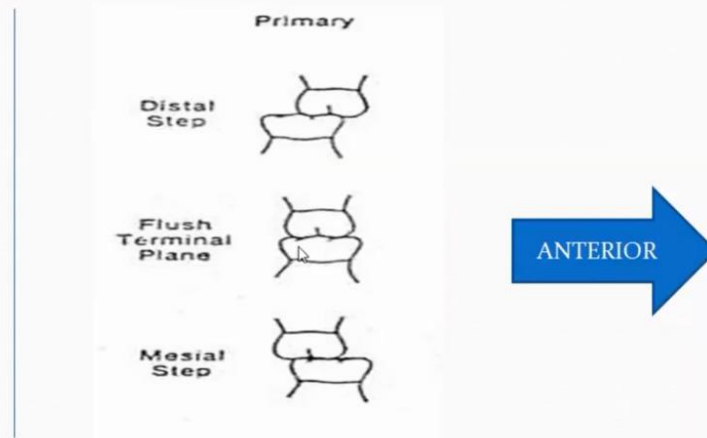


Class III





## Terminal planes relationship



### Self correcting anomalies

- Pre dentate Period-retrognathic mandible, anterior open bite, infantile swallow
- Primary dentition-Anterior deep bite, straight terminal plane, primary spacing
- Mixed dentition-mandibular anterior crowding, ugly duckling, end on I molar relationship





**Chettinad**

Dental College & Research Institute

SE Senthil Eagappan AR(me)		DC Devi Chandrika(me)	
D Daya Srinivasan(host)		D Daya Srinivasan(host)	
LK Lakshana K G		Divya N	
 Logeshwari M		J Joe	
MA Mahamudha Ameerulla		LK Lakshana K G	
		 Logeshwari M	
MR Mothi Rajathi		MA Mahamudha Ameerulla	
MS Mukilan S C		MR Mothi Rajathi	
		MS Mukilan S C	



4/24/2020 Untitled form - Google Forms

Untitled form

Questions Responses 5 Total points: 10

5 responses

Not accepting responses

Message for respondents  
This form is no longer accepting responses

Summary Question Individual

Insights

Average	Median	Range
9 / 10 points	9 / 10 points	7 - 10 points

Total points distribution

2

Scores Release scores

4/24/2020 Untitled form - Google Forms

What is the other name for ugly duckling stage

5 responses

Response	Count	Percentage
Broadbent Phenomenon	1	20%
Broadbent phenomenon	2	40%
Broadbent's phenomenon	1	20%
Broadbents phenomena	1	20%

The groove present on the gum pads to demarcate each tooth bud is called as ?

5 responses

Response	Count	Percentage
Transverse groove	2	40%
Transverse grooves	1	20%
Transverse grooves	1	20%
Transverse grooves - Name	1	20%

3/5

4/24/2020 Untitled form - Google Forms

What you mean by leeway space. what is value in the upper and lower arch

5 responses

Difference in size between the primary posterior teeth and permanent teeth  
Maxilla - 1.8 mm  
Mandible - 3.4 mm

The sum of (c-d-e) is greater than the (3-4-5). When the primary tooth is replaced by the permanent dentition, space is created which is called leeway space.  
1.7 mm in the maxillary arch  
0.9 mm in the mandibular arch

Leeway space is the size differential between C D E and 3 4 5  
C D E > 3 4 5  
Upper arch- 0.9mm  
Lower arch-1.7 mm

The combined media distal width of permanent canine and premolar less than deciduous canines and molars  
Maxillary:1.8 mm  
Mandible:3.4 mm

The combined media distal width of permanent canine and premolar less than deciduous canines and molars  
Maxillary:1.8 mm  
Mandible:3.4 mm

The mesial step will probably lead to what kind of occlusion in permanent teeth

5 responses

Class 1 or Class 3

Mesial step will lead to class 1 relationship. If there is an increase in the growth of the jaw it will lead to class 3 occlusion

Class 3

Class 1 ,class3

Centric occlusion

[https://docs.google.com/forms/d/1\\_B-TuQL6e2EvpH0GhGsfJumUR1gG6CZGJh6vrdw/edit#responses](https://docs.google.com/forms/d/1_B-TuQL6e2EvpH0GhGsfJumUR1gG6CZGJh6vrdw/edit#responses)

4/5

The mesial step will probably lead to what kind of occlusion in permanent teeth

5 responses

Class 1 or Class 3

Mesial step will lead to class 1 relationship. If there is an increase in the growth of the jaw it will lead to class 3 occlusion

Class 3

Class 1 ,class3

Centric occlusion

4/24/2020 Untitled form - Google Forms

what is meant by early mesial shift

5 responses

Eruption of permanent molars causes closing of existing primate spaces causing decrease in arch length.

When the permanent 1st molar is erupting, it will move the deciduous molar mesially by using the primate space.

Early mesial shift is the movement of lower and upper permanent first molars in class 1 occlusion through primate space.

If the primary dentition is spaced with flush terminal relationship of secondary primary molars, the eruptive forces of the permanent molar causes closing of existing spaces between primary molars

Movement of lower and upper permanent first molars into primary space.



**DEPARTMENT OF PEDODONTICS & PREVENTIVE DENTISTRY**

**THIRD YEARS E-CLASS**

Topic	:Sigmund freud theory
Date	:24.04.20
Time	:8.30- 9.30.PM
Faculty	: Dr.Daya
Instructor	
Faculty	: Dr.Senthil Dr. Divya, and Dr. Devi
Attended	
Students	:Third years
Absentee	:
Platform	: ZOOM

Daya Srinivasan is inviting you to a scheduled Zoom meeting.

Join Zoom Meeting

<https://us04web.zoom.us/j/71253906992?pwd=THZtaGJnMHJCcjBCWldGZm94Q1k1Zz09>

Meeting ID: 712 5390 6992

Password: 2RGZVw

22:39



**Chettinad**  
Dental College & Research Institute



**Chettinad**  
Dental College & Research Institute



## **SIGMUND FREUD THEORY**

e-Learning clinical class

Dr Daya Srinivasan  
Dept. Of Pedodontics and Preventive Dentistry



**Chettinad**  
Dental College & Research Institute



## **PSYCHOSEXUAL STAGES :**

- Oral stage
- Anal stage
- Urethral stage
- Phallic stage
- Latency stage
- Genital stage





**Chettinad**

Dental College & Research Institute



## IMPORTANCE OF CHILD PSYCHOLOGY

- Understand child better.
- Know the problem of psychological origin.
- Deliver dental services in effective manner.
- Establish effective communication with the parent and child.
- To produce comfortable environment for dental team to work on patient.
- Teach child and parent the importance of preventive and primary care.



## PSYCHOANALYTICAL THEORY


- Sigmund Freud (1905)
- Describes 5 Psychosexual stages
- At each stage , a sexual energy is instilled in each part called erogenous zone.




8:38




Senthil Eagappan AR



Daya Srinivasan




Vinitha



Chithaluru Pranathi



Gayathri S A



RAKSHA RAMKUMAR




Prackadeesh PG




Divya Dharshini


8:39



Anu Chandhini



Amira Moosa



Afridh hameedha.M



Subhathi.B



Mothi Rajathi



Narendhar Sreedhran



Mahamudha Ameerulla



Shruthi M

8:39



Srivishnu Janakiraman



Vaishnavi



Pavithra G



Devadarshini

8:39



SAHANASHREE M



Anusha Naidu



S.Santhini



Sakthi Mani Murugan P

Recording

8:38



SAHANASHREE M



Supriya Sri Lakshmi



Daya Srinivasan



Anusha Naidu



Kaviya sampath



Joselin Rosary



Dharshini Periasamy





Vinitha





8:35 4G VoLTE































































**Participants (85)**

AM	Amira Moosa		
AC	Anu Chandhini		
AS	Anudharshini Sekar		
	Anusha Naidu		
A	Ashrita		
BK	Barath kumar		
B	Bavadharini		
B	Buvaneshwari.J		
P	Chithaluru Pranathi		
D	Deepthika.B		
D	Devadarshini		
	Dharshini Periasamy		
D	Dhiviya.N		
	dhwarka mai jagatheesh		
	Sakthi Mani Murugan P		
SS	Savitha S		
	Sirpika Arunachalam		
SS	Sneha S		
SS	Sona Sri		
SS	Soofiya Snober		
SP	Srinidhi P		
	Sriram Mahesh		
SR	Srividhya Rajesh		
	Srivishnu Janakiraman		
S	Subhathi.B		
SS	Supriya Sri Lakshmi		
SM	Suvetha Manoharan		
SM	Swathi M		

SE	Senthil Eagappan AR (me)			>		dhwarka mai jagatheesh			>
S	Shruthi M (host)			>	DB	Divya Bharathi			>
D	Daya Srinivasan			>	DD	Divya Dharshini			>
	Divya N			>	GN	Gayathri Namadevan			>
AB	Aadhya Babu			>	GS	Gayathri S A			>
AA	Aateef Ahmed			>		Gokul S			>
	Abigna Reddy			>	HS	Haripriya S			>
A	ABIRAMI.P			>	IM	Ishwerya M			>
AH	Afridh hameedha.M			>	IS	Iswariya S			>
A	Aishwarya			>	JV	jaya varsha			>
	akshaya Bhupalan			>		Joselin Rosary			>
AS	Akshaya S			>	KB	KAAYYA BASKAR			>
AM	Amira Moosa			>	KA	kamalisha Anbarasu			>
						Kanishka Nandhini			>
SS	Supriya Sri Lakshmi			>	AM	Amira Moosa			>
SM	Suvetha Manoharan			>	AC	Anu Chandhini			>
SM	Swathi M			>	AS	Anudharshini Sekar			>
SN	Swetha nidhi			>		Anusha Naidu			>
V	Vaishali			>	A	Ashrita			>
V	Vaishnavi			>	BK	Barath kumar			>
V	Vigknes.S			>	B	Bavadharini			>
V	Vinitha			>	B	Buvaneshwari.J			>
	Visweshwaran S			>	P	Chithaluru Pranathi			>
	Gogula Krishnan			>	D	Deepthika.B			>
					D	Devadarshini			>
						Dharshini Periasamy			>
					D	Dhiviya.N			>
						dhwarka mai jagatheesh			>
DC	Devi Chandrika (me)			>					

 Kanishka Nandhini	  >	 Nithyasri	  >
 Kaviya sampath	  >	 Niveditha R	  >
 Kowsalya.P	  >	 Pavithra G	  >
 Lakshana K G	  >	 Pavithra Manohar	  >
 LaUreL VijiTha	  >	 Prackadeesh PG	  >
 Logeshwari M	  >	 Priyadarshini Ganesan	  >
 Mahamudha Ameerulla	  >	 Priyadharshini A	  >
 Mahesh	  >	 RAKSHA RAMKUMAR	  >
 Manigandan T	  >	 Ramasamy Narayanan	  >
 Mothi Rajathi	  >	 Rohithchandru K	  >
 Mukilan S C	  >	 S.Santhini	  >
 Nandini Nagarajan	  >	 SAHANASHREE M	  >
 Narendhar Sreedhnan	  >	 Sakthi Mani Murugan P	  >
 Nithyasri	  >		
 Srivishnu Janakiraman	  >		
 Subhathi.B	  >		
 Supriya Sri Lakshmi	  >		
 Suvetha Manoharan	  >		
 Swathi M	  >		
 Swetha nidhi	  >		
 Vaishali	  >		
 Vaishnavi	  >		
 Vigknesh.S	  >		
 Vignesh Mk	  >		
 Vinitha	  >		
 Visweshwaran S	  >		
 Gogula Krishnan	  >		



## DEPARTMENT OF PEDODONTICS & PREVENTIVE DENTISTRY

### THIRD YEARS E-CLINICS

Topic	:Classification of Behavior
Date	:24.04.20
Time	:12.00- 1.00.PM
Faculty	: Dr.SenthilInstructor
Faculty	: Dr.Daya, Dr. Divya, and Dr. Devi
Attended	
Students	:Third years 6/7
Batch	: D1
Absentee	:1
Platform	: ZOOM

Senthil AR

Senthil Eagappan AR is inviting you to a scheduled Zoom meeting.

Topic: E-Clinics Third year discussion  
Time: Apr 25, 2020 12:00 PM India

Join Zoom Meeting

[https://us04web.zoom.us/j/8428563609](https://us04web.zoom.us/j/8428563609?pwd=M2RpMEVFTWRmRlFvN3RkRThybXFkZz09)  
[?pwd=M2RpMEVFTWRmRlFvN3RkRThybX](https://us04web.zoom.us/j/8428563609?pwd=M2RpMEVFTWRmRlFvN3RkRThybXFkZz09)  
[FkZz09](https://us04web.zoom.us/j/8428563609?pwd=M2RpMEVFTWRmRlFvN3RkRThybXFkZz09)

Meeting ID: **842 856 3609**  
Password: pedo

09:09

## Classification of Behavior

DR. AR. SENTHIL  
DEPARTMENT OF PEDODONTICS

### *Sarnat's Behavior Scale*



Please move this window away from the shared application.

Active cooperation	smiles, offers information, initiates light conversation, gives positive responses.
Passive cooperation	indifferent, but obedient, follows instructions, quiet.
Neutral, indifferent	needs convincing, mild crying, follows instructions under pressure.
Opposed, disturbs work	seizes hands of the dentist, not relaxed, sits and stands alternatively.
Completely uncooperative, strongly opposed	cries, refuses to sit or to enter office



## *Frankl's Behavior Rating Scale*

D

Rating	Attitude	Definition
1	DEFINITELY NEGATIVE	Refusal of treatment, crying forcefully, fearful or any other overt evidence of extreme negativism.
2	NEGATIVE	Reluctant to accept treatment, uncooperative, some evidence of negative attitude but not pronounced, i.e. / sullen, withdrawn.
3	POSITIVE	Acceptance of treatment; at times cautious, willingness to comply with the dentist, at times with reservation but patient follows the dentist's directions cooperatively.
4	DEFINITELY POSITIVE	Good rapport with the dentist, interested in the dental procedures, laughing and enjoying the situation.

Please move this window away  
from the shared application.

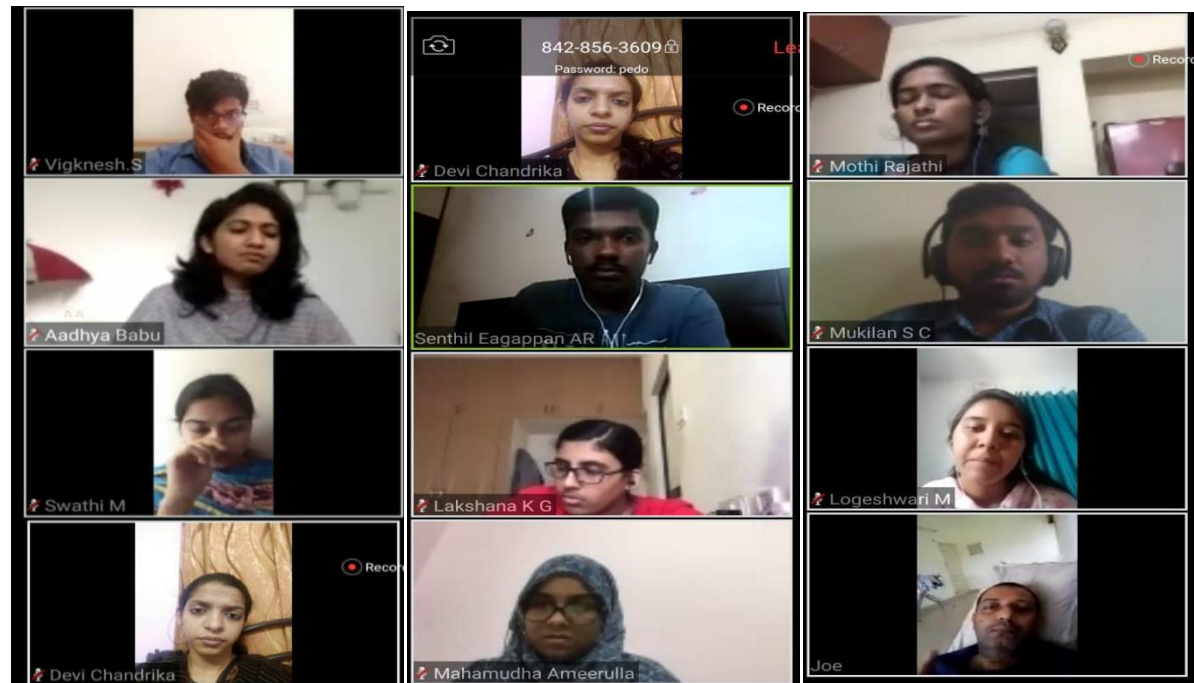
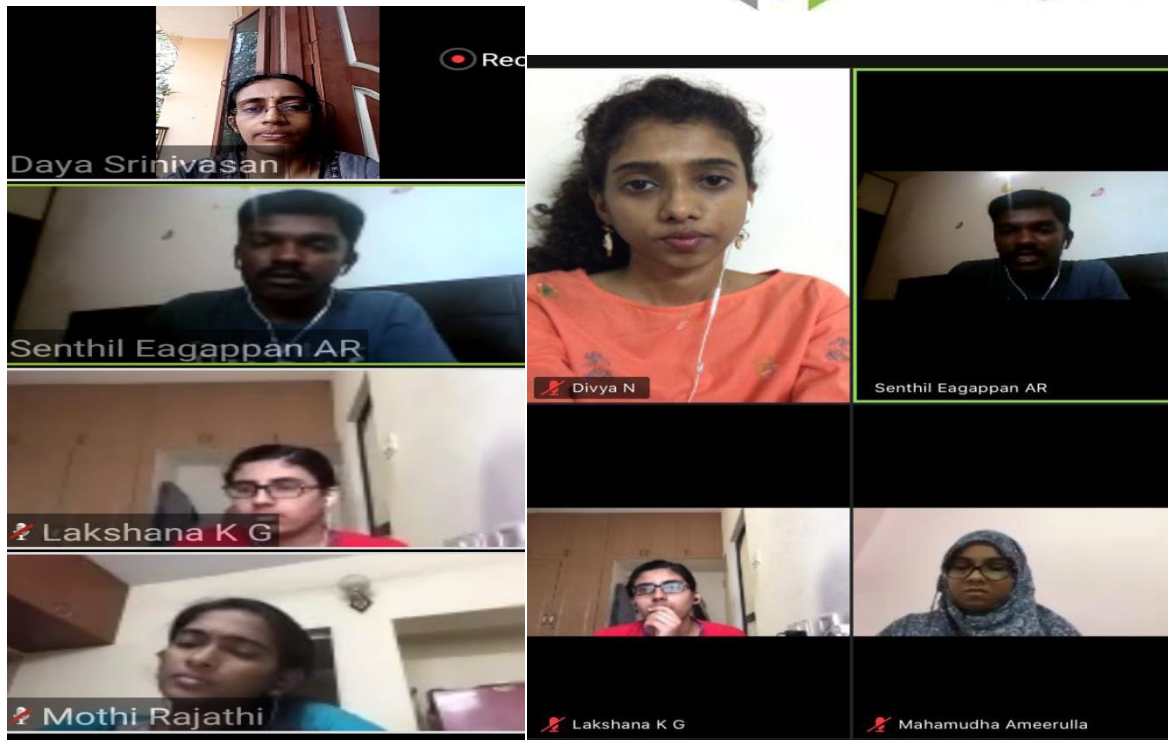


































Example usage:

First visit – initial Examination : (–) → (+)

Preventive dental procedure : (+) → ( + + )

Extraction with L.A injection : (+) → (–)



DC	Devi Chandrika (me)	  >
SE	Senthil Eagappan AR (host)	  >
	Divya N	  >
LK	Lakshana K G	  >
	Logeshwari M	  >
LV	LaUreL VijiTha	  >
MA	Mahamudha Ameerulla	  >
MR	Mothi Rajathi	  >
MS	Mukilan S C	  >
D	Daya Srinivasan (me)	  >
SE	Senthil Eagappan AR (host)	  >
LK	Lakshana K G	  >
	Logeshwari M	  >
MR	Mothi Rajathi	  >
MA	Mahamudha Ameerulla	 >



**Chettinad**

Dental College & Research Institute

## ASSIGNMENT

**Senthil Sir Cdc**

1. Define behavior
2. Frank's behavior rating scale
3. Wright classification of cooperativeness of children in dental office

12:30

Write assignment on the above questions and post it in the group

12:34



