



## DEPARTMENT OF PEDODONTICS & PREVENTIVE DENTISTRY

### Third Year BDS Summary Report E-Clinics


S.NO	DATE	CLINICAL DISCUSSION TOPIC	FACULTY	NO.OF STUDENTS PARTICIPATED
<b>D1 BATCH</b>				
1.	27.04.20	CHAIRSIDE BEHAVIOUR MANAGEMENT TECHNIQUES	DR.DIVYA, DR.DEVI DR.SENTHIL,DR.DAYA, DR.JOE	7/7
2.	28.04.20	PULPOTOMY	DR.DEVI, DR.DIVYA, DR.SENTHIL, DR.DAYA, DR.JOE	6/7
3.	29.04.20	PULPECTOMY	DR.DAYA, DR.SENTHIL, DR.DEVI, DR.DIVYA	6/7
4.	30.04.20	STAINLESS STEEL CROWNS	DR.SENTHIL, DR.DAYA, DR.DIVYA, DR.DEVI	5/7
<b>C2&amp; D-BATCH</b>				
5.	02.05.20	CHAIRSIDE BEHAVIOUR MANAGEMENT TECHNIQUES	DR.DIVYA, DR.DEVI DR.SENTHIL,DR.DAYA	7/9

NAME OF E-REOSURCE PLATFORM	WEBLINK	USED FOR
ZOOM 	<a href="https://zoom.us/">https://zoom.us/</a>	THEORY CLASS CLINICAL CASE DISCUSSIONS ATTENDANCE
GOOGLE FORMS  Google Forms	<a href="https://docs.google.com/forms/u/0/">https://docs.google.com/forms/u/0/</a>	ASSIGNMENTS QUIZ ASSESSMENT AND GRADING

**DEPARTMENT OF PEDODONTICS & PREVENTIVE DENTISTRY**

**THIRD YEAR E-CLINICS**

Topic	: Chairside Behaviour Management Techniques
Date	:27.04.20
Time	:12.00- 1.00.PM
Faculty	: Dr.Divya
Instructor	
Faculty	: Dr .Joe, Dr.Senthil Dr. Daya, and Dr. Devi
Attended	
Students	:Third years 7/7
Batch	: D1
Absentee	:1
Platform	: ZOOM



**Join our Cloud HD Video Meeting now**  
Zoom is the leader in modern ent...  
us04web.zoom.us

Divya N is inviting you to a scheduled Zoom meeting.

Topic: Chair Side Behaviour Management E-Clinic  
Time: Apr 27, 2020 12:00 PM Mumbai, Kolkata, New Delhi

Join Zoom Meeting  
<https://us04web.zoom.us/j/72960353223>

Meeting ID: **729 6035 3223** 09:21



**Chettinad**

Dental College & Research Institute



# CHAIR SIDE BEHAVIOUR MANAGEMENT TECHNIQUES

DR.DIVYA.N  
PEDIATRIC AND PREVENTIVE DENTISTRY



## Wright's Classification of Behavior (1975)<sup>12</sup>

### Cooperative Behavior

- Reasonably relaxed, have minimal apprehension and can be treated by a straight forward behavior shaping approach.
- Have or develop good rapport with the dentist and are interested in the dental procedure.
- Laugh and enjoy the situation.
- Allow the dentist to function effectively and efficiently.

### Lacking Cooperative Behavior

- This behavior is contrast to cooperative child
- Includes very young child (<2½) or with specific debilitating or handicapping conditions
- They can pose major behavioral problems.

### Potentially Cooperative Behavior

- Differs from a child lacking cooperative ability in that this child is able to cooperate and is physically and medically fit.
- When classified as potentially cooperative, the judgement is that the child's behavior can be modified. This group of children are the one who require behavioral modification procedures.
- Potentially cooperative group are further categorized as follows:

Behaviour Management Techniques.mp4

Open with ▾



## TELL,SHOW,DO TECHNIQUE

Ask - tell -ask  
Ask feelings on planned  
procedure  
TSD  
Ask gain how he/she feels  
about the procedure





## TELL,SHOW,DO TECHNIQUE

Ask - tell -ask  
Ask feelings on planned  
procedure  
TSD  
Ask gain how he/she feels  
about the procedure



## COMMUNICATION

Relaxed voice tone  
Child's level of understanding  
Direct and brief  
Acknowledge interests



**Chettinad**

Dental College & Research Institute



## Chairside Behaviour Management Techniques

\*Required

Email address \*

Your email address

Name \*

Your answer

What Frankl rating is being described



A 2 year old child reports to the dental office with her parents and resists examination by the dentist. According to Wright, which type of behaviour will she fall in? \*

- ☐ Cooperative
- ☐ Lacking Cooperative ability
- ☐ Potentially cooperative

Behaviour Management is defined as the means by which the dental team effectively and efficiently performs treatment for a child and at the same time, instills a \_\_\_\_\_ dental attitude. \*

- ☐ Cooperative
- ☐ Good
- ☐ Positive
- ☐ Reinforcing

What is the most popular behavior management method used in pediatric dentistry? \*

- ☐ Voice Control
- ☐ Tell show Do
- ☐ HOME
- ☐ Distraction

What are the Pre-appointment Behavior Modification? \*

- ☐ Tell show Do
- ☐ Pre-appointment call, e-mail, letter
- ☐ Modelling
- ☐ Option 2 and 3



There is a direct correlation between the \_\_\_\_\_ anxiety and a child's negative behavior in the dental office \*

- ☐ Child's
- ☐ Mother's
- ☐ Dentist's
- ☐ Father's

Mr. Thirsty, Magic toothbrush, sparkle your teeth, and tooth vitamins are examples of what? \*

- ☐ Euphemisms
- ☐ Voice Control
- ☐ Pre appointment behaviour modification
- ☐ Non verbal Communication

 Submit

### Chairside Bhaviour Management Quiz Sore





**Chettinad**

Dental College & Research Institute

729-6035-3223

Senthil Eagappan AR

Mothi Rajathi

Divya N

Joe

mute Stop Video Share Participants

Daya Srinivasan

Lakshana K G

Mahamudha Ameerulla

Logeshwari M





# Chettinad

Dental College & Research Institute

12:12 | 34.2KB/s

12:12

Participants (12)

Search

SE

Senthil Eagappan AR (me)

>

Logeshwari M (host)

>

Divya N

>

D

Daya Srinivasan

>

DC

Devi Chandrika

>

J

Joe

>

LK

Lakshana K G

>

LV

LaUreL VijiTha

>

MA

Mahamudha Ameerulla

>

MR

Mothi Rajathi

>

Mukilan S C

>

Ramasamy Narayanan

>

Invite

12:12 | 34.2KB/s

12:12

Participants (12)

Search

SE

Senthil Eagappan AR (me)

>

Logeshwari M (host)

>

Divya N

>

D

Daya Srinivasan

>

DC

Devi Chandrika

>

J

Joe

>

LK

Lakshana K G

>

LV

LaUreL VijiTha

>

MA

Mahamudha Ameerulla

>

MR

Mothi Rajathi

>

Mukilan S C

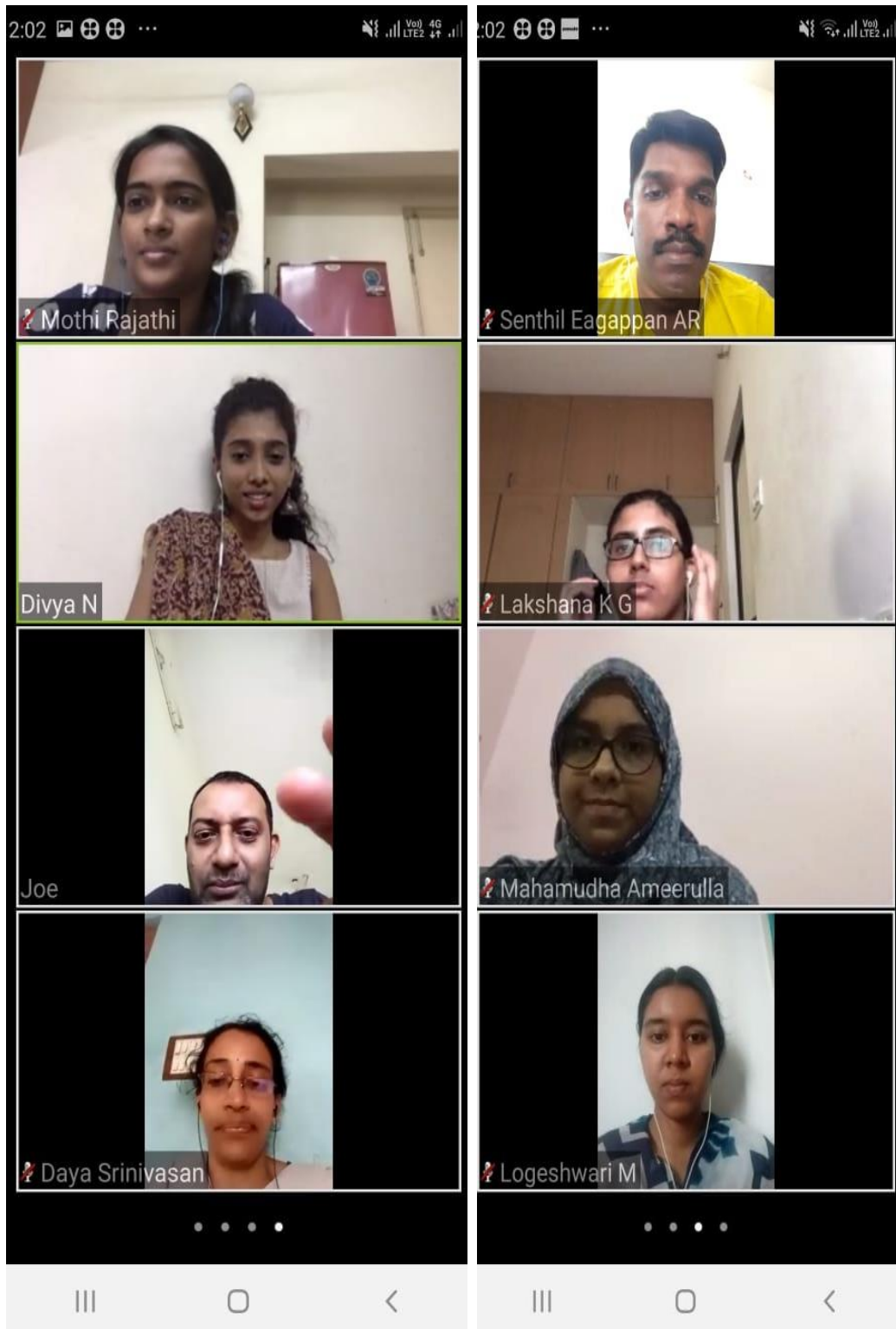
>

Ramasamy Narayanan

>

Invite







**Chettinad**

Dental College & Research Institute

## DEPARTMENT OF PEDODONTICS & PREVENTIVE DENTISTRY

### THIRD YEAR E-CLINICS

Topic	: Pulpotomy
Date	: 28.04.20
Time	: 12.00- 1.00.PM
Faculty	: Dr.Devi
Instructor	
Faculty	: Dr.Senthil Dr. Daya, and Dr. Divya
Attended	
Students	: Third years 6/7
Batch	: D1
Absentee	: 1
Platform	: ZOOM



**Join our Cloud HD Video Meeting now**  
Zoom is the leader in modern ent...  
us04web.zoom.us

Devi Chandrika is inviting you to a scheduled Zoom meeting.

Topic: Pulpotomy Final year E- clinic  
Time: April 28, 2020 12:00 PM Mumbai, Kolkata, New Delhi

Join Zoom Meeting  
<https://us04web.zoom.us/j/72332550550?pwd=ejhVc3BuTWphZllwaWgyYXpXeTQ1UT09>

Meeting ID: **723 3255 0550**  
Password: 007913

01:22



**Chettinad**

Dental College & Research Institute



**Chettinad**

Dental College & Research Institute

# ***PULPOTOMY***



Decay enters the pulp

Pulp is medicated

Crown is placed

**DR. DEVI CHANDRIKA**  
**DEPARTMENT OF PEDODONTICS**



**Chettinad**

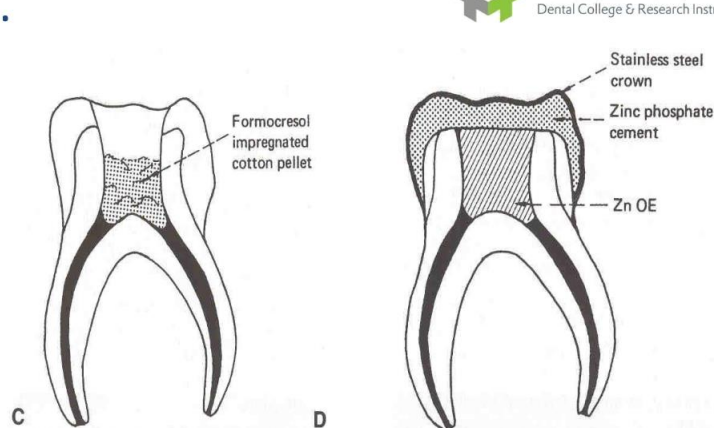
Dental College & Research Institute

- **2. PRESERVATION:**
  1. Glutaraldehyde
  2. Ferric sulphate
  3. MTA
- **3. REGENERATION:** (inductive & reparative)
  1. Bone morphogenic protein
- **II. Non-Vital pulpotomy techniques (mortal pulpotomy)**
  1. Beechwood cresol
  2. formocresol



**Chettinad**

Dental College & Research Institute





**FIGURE 2B-** 3-month follow-up periapical radiograph suggesting the initial formation of a dentin bridge immediately below the Portland cement in the distal root (arrow) of the pulpotted mandibular left second molar and absence of periapical lesion in both pulpotted mandibular left primary molars



## INDICATIONS

- *Cariously exposed primary teeth, when their retention is more advantageous than extraction.*
- *Vital tooth with healthy periodontium*
- *Pain, if present not spontaneous nor persists after removal of the stimulus*
- *Tooth which is restorable*
- *Tooth with 2/3rd root length*
- *Hemorrhage from the amputation site is pale red & easy to control*
- *In mixed dentition stage primary tooth is preferable to a space maintainer*



## CLASSIFICATION:-

### • I. Vital Pulpotomy techniques

#### 1. DEVITALIZATION: (mummification & cauterization)

- *Single Sitting:*
  1. Formocresol
  2. Electrosurgery
  3. Laser
- *Two sitting:*
  1. Gysi triopaste
  2. Easlick's formaldehyde
  3. Paraform devitalising paste





**Chettinad**

Dental College & Research Institute

**DEPARTMENT OF PEDODONTICS & PREVENTIVE DENTISTRY**

**THIRD YEAR ASSIGNMENT**


Date : 28.04.20

**TOPIC: PULPOTOMY**

**QUESTIONS :**

1. Define Pulpotomy
2. Indications & Contraindications of Pulpotomy
3. Classification of Pulpotomy technique in primary tooth.
4. Different pulp dressing materials for pulpotomy in primary teeth.
5. Single appointment Pulpotomy treatment procedure in primary tooth.

+91 97890 10262 ~L@UfEL




Document-WPS Office...

3 pages • 1.9 MB • PDF 12:50

+91 73582 41599 ~Lakshana

Forwarded



New Doc 2020-04-28...

3 pages • 769 kB • PDF 13:46


+91 73582 41599 ~Lakshana

+91 73582 41599

New Doc 2020-04-28 13.43.06.pdf (3 pages)

Lakshana K G 13:46

+91 75501 44823 ~Mothikumares



CamScanner 04-28-2...

CamScanner 04-28-2...

4 pages • 1.7 MB • PDF 14:09


+91 75501 44823 ~Mothikumares

+91 75501 44823

CamScanner 04-28-2020 14.03.43.pdf (4 pages)

Mothirajathi.K 14:09

+91 94886 59192 ~Mahamudha Amee...



pulpotomy assignme...

5 pages • 2.3 MB • PDF 14:30


+91 94886 59192 ~Mahamudha Ameerulla

+91 94886 59192

pulpotomy assignment-Mahamudha.A.pdf (5 pages)

Mahamudha.A 14:30

+91 70102 85607 ~Lilly



M.Logeshwari 3rd yr.p...



**Chettinad**

Dental College & Research Institute

12:06 [status icons]

Mukilan S C

LaUreL VijiTha

Mahamudha Ameerulla

Divya N

[navigation icons]

12:07 | 58.3KB/s [status icons]

776-1306-1696 [lock icon] **Leave**

Devi Chandrika

Mothi Rajathi

Lakshana K G

Mukilan S C

[control icons: Unmute, Stop Video, Share, Participants, More]

[navigation icons]





WhatsApp 4G 12:06 PM Zoom End

Divya N Senthil Eagappan AR

Daya Srinivasan Devi Chandrika

Unmute Stop Video Share Content Participants More

SE Senthil Eagappan AR (me) >

DC Devi Chandrika (host) >

Divya N >

LK Lakshana K G >

LV LaUreL VijiTha >

Logeshwari M >

MA Mahamudha Ameerulla >

MR Mothi Rajathi >

MS Mukilan S C >

D Daya Srinivasan >



**Chettinad**

Dental College & Research Institute

## DEPARTMENT OF PEDODONTICS & PREVENTIVE DENTISTRY

### THIRD YEAR E-CLINICS

Topic	: Pulpectomy
Date	:29.04.20
Time	:12.00- 1.00.PM
Faculty	: Dr.Daya
Instructor	
Faculty	: Dr.Senthil Dr. Divya, and Dr. Devi
Attended	
Students	:Third years 6/7
Batch	: D1
Absentee	:1
Platform	: ZOOM

zoom

Join our Cloud HD Video Meeting  
now

Zoom is the leader in modern ent...  
us04web.zoom.us

Daya Srinivasan is inviting you to a  
scheduled Zoom meeting.

Topic: Daya Srinivasan's Zoom Meeting  
Time: Apr 29, 2020 12:00 PM India

Join Zoom Meeting

[https://us04web.zoom.us/j/6664598002  
?pwd=z\\_NJGfjZjxt-7i38QxP9jDM514c](https://us04web.zoom.us/j/6664598002?pwd=z_NJGfjZjxt-7i38QxP9jDM514c)

Meeting ID: **666 459 8002**

Password: pedo

10:24



**Chettinad**

Dental College & Research Institute



**Chettinad**

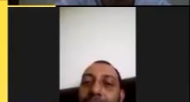
Dental College & Research Institute

E learning clinical class  
Department of Pedodontia & Preventive Dentistry  
Dr Daya Srinivasan

## PULPECTOMY


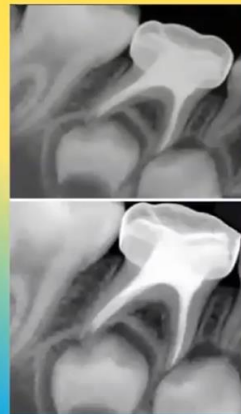
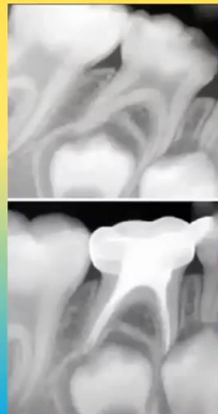

### OBTURATION TECHNIQUE

- ✗ Files
- ✗ Reamers
- ✗ Lentulospirals
- ✗ Endodontic pressure syringe
- ✗ Insulin syringe
- ✗ Tuberculin syringe
- ✗ jiffy tubes





## POST OBTURATION





4/29/2020

Untitled form - Google Forms

Untitled form

Questions Responses 5

Total points: 10

5 responses

Not accepting responses: ☐

Message for respondents  
This form is no longer accepting responses

Summary Question Individual

Insights

Average  
9 / 10 points

Median  
9 / 10 points

Range  
8 - 10 points

Total points distribution

2

Scores

Release scores

<https://docs.google.com/forms/d/1B-FXUoW1GzYcJUC-j00UkABYwCRY5epCyTRBNqIDY/edit#responses>

1/5

4/29/2020

Untitled form - Google Forms

Email	Score / 10
lauvj2000@gmail.com	8
gunanifty@gmail.com	9
mahamudhaameerulla@gmail.com	10
mothikumaresh0812@gmail.com	10
lillyrapunzel98@gmail.com	8

Define pulpectomy

5 responses

Complete removal of pulp from crown and roots.

Complete removal of necrotic pulp from crown and root portion of primary tooth ,filling with inert resorbable material

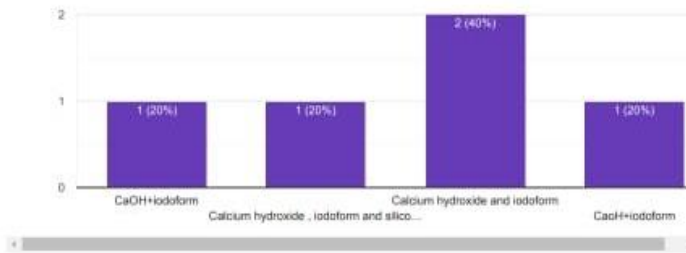


4/28/2020

Untitled form - Google Forms

What is the constituent of metapex

5 responses



If succedaneous tooth bud is missing, what will be the obturating material for primary tooth undergoing pulpectomy

5 responses

Gutta percha and metapex

$\text{Ca}_3\text{Al}_2(\text{OH})_2(\text{PO}_4)_4 \cdot \text{H}_2\text{O}$

Ag points

Gutta percha points

MTA

Gutta percha points

Ag points( not used now)

Gutta percha, MTA

Zinc oxide eugenol

<https://docs.google.com/forms/d/19RXUoW1GzYcJUC-jQ0UKABYwCRY5apCyTR5NbqEY/e/d#responses>

3/5

3/5

4/28/2020

Untitled form - Google Forms

Give two indications for pulpectomy

5 responses

Vital tooth with healthy periodontium

No abscess or sinus tract formation

Abscess or sinus opening

Traumatized anterior teeth with fracture or caries

1. Abscess or sinus opening

2. Primary tooth with irreversibly inflamed pulp with not more than 1/3rd of root resorbed

Irreversible inflammation extending to radicular pulp

When 1/3 Rd or less than 1/3rd of root resorption occurs

Irreversible pulpitis

Minimal periapical changes

Give two contraindications for pulpectomy

5 responses

Tooth is non restorable

Root resorption or succedaneous tooth is erupting

Internal resorption

Extensive mobility

1. Excessive root resorption -more than 2/3rd

2. Presence of cyst





**Chettinad**

Dental College & Research Institute

2:09 | 41.7KB/s

Mukilan S C

Record

Mothi Rajathi

Senthil Eagappan AR

Daya Srinivasan

2:21 | 48.9KB/s

Devi Chandrika

Mukilan S C

Mothi Rajathi





Daya Srinivasan



12:09 | 24.0KB/s

Close **Participants (11)**

Search

DC	Devi Chandrika (me)	>
D	Daya Srinivasan (host)	>
	Divya N	>
J	Joe	>
LK	Lakshana K G	>
LV	LaUreL VijiTha	>
	Logeshwari M	>
MA	Mahamudha A	>
MR	Mothi Rajathi	>
	Mukilan S C	>
	Senthil Eagappan AR	>

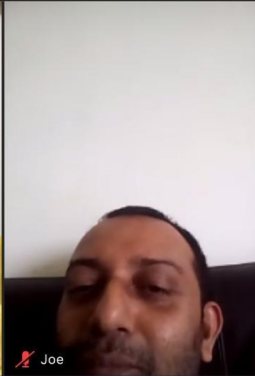
Chats Invite

12:06 PM

Zoom Leave




Divya N



Joe



Senthil Eagappan AR



Daya Srinivasan

Unmute Stop Video Share Content Participants More



**Chettinad**

Dental College & Research Institute

## DEPARTMENT OF PEDODONTICS & PREVENTIVE DENTISTRY

### THIRD YEAR E-CLINICS

Topic	: Stainless Steel Crowns
Date	:27.04.20
Time	:12.00- 1.00.PM
Faculty	: Dr.Senthil
Instructor	
Faculty	: Dr. Daya, Dr.Divya and Dr. Devi
Attended	
Students	:Third years 5/7
Batch	: D1
Absentee	:1
Platform	: ZOOM

zoom

Join our Cloud HD Video Meeting  
now

Zoom is the leader in modern ent...  
us04web.zoom.us

Senthil Eagappan AR is inviting you to a  
scheduled Zoom meeting.

Topic: Stainless steel crowns

Time: Apr 30, 2020 12:00 PM Mumbai,  
Kolkata, New Delhi

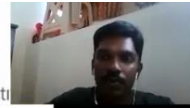
Join Zoom Meeting

[https://us04web.zoom.us/j/8428563609  
?pwd=M2RpMEVFTWRmRlFvN3RkRThybX  
FkZz09](https://us04web.zoom.us/j/8428563609?pwd=M2RpMEVFTWRmRlFvN3RkRThybXFkZz09)

Meeting ID: **842 856 3609**

Password: pedo

09:26



## *Stainless steel crowns*



## *Indications of SSC*

- Extensive caries
- Pulpotomy / Pulpectomy
- Developmental defects
- Severe bruxism
- Abutment for space maintainers. Fixed habit breaking appliances
- Restoration of young permanent molar (after root canal treatment)
- Anterior single tooth cross-bite correction



## CLASSIFICATION

### Untrimmed crowns (e.g. Rocky Mountain)

- Neither trimmed nor contoured
- Longer
- Lot of adaptation
- Time consuming



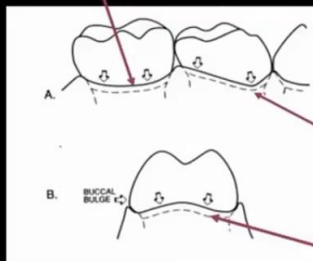
### Pre trimmed crowns (e.g. Unitek, 3M)

- Straight, non-contoured sides
- Shorter
- Festooned
- Require contouring



## Gingival contours of crown

### Buccal gingival contour of second primary molar-- *smile*



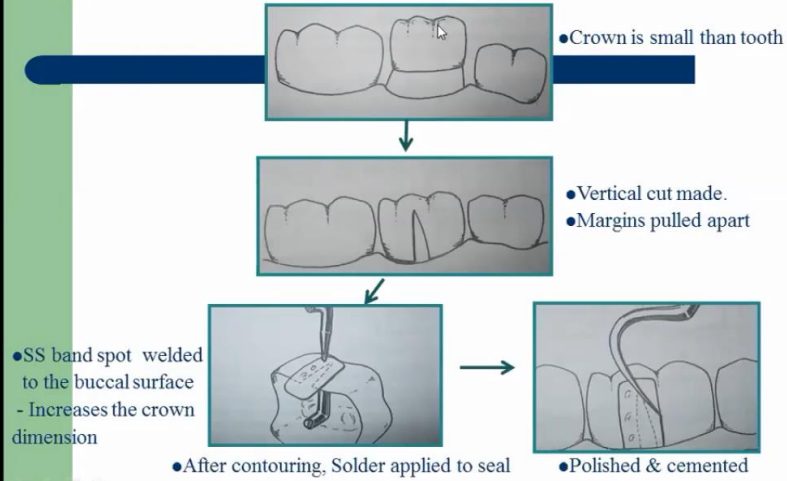
Buccal gingival contour of first primary molar-- *stretched-out S*

Proximal gingival contour of primary molars -- *frown*

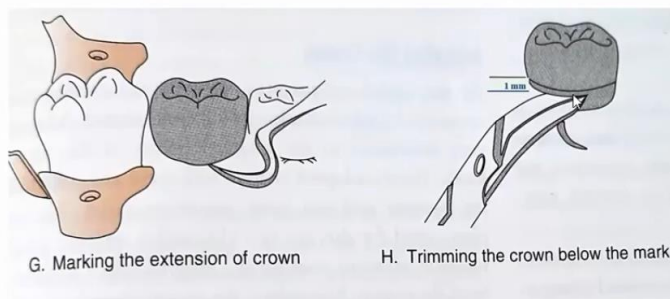




### *Over sized tooth/ Undersized crowns*



### *Initial adaptation of crown*





**Chettinad**

Dental College & Research Institute

## Stainless Steel Crowns

Description

\*Required

Email address \*

Who introduced stainless steel crowns in pediatric dentistry \*

☐ Buonocore

☐ Barnum

☐ Humphrey

☐ Other: \_\_\_\_\_

Which is not a advantage of SSC \*

Which is not a advantage of SSC \*

☐ lesser time is required

☐ durability

☐ inexpensive

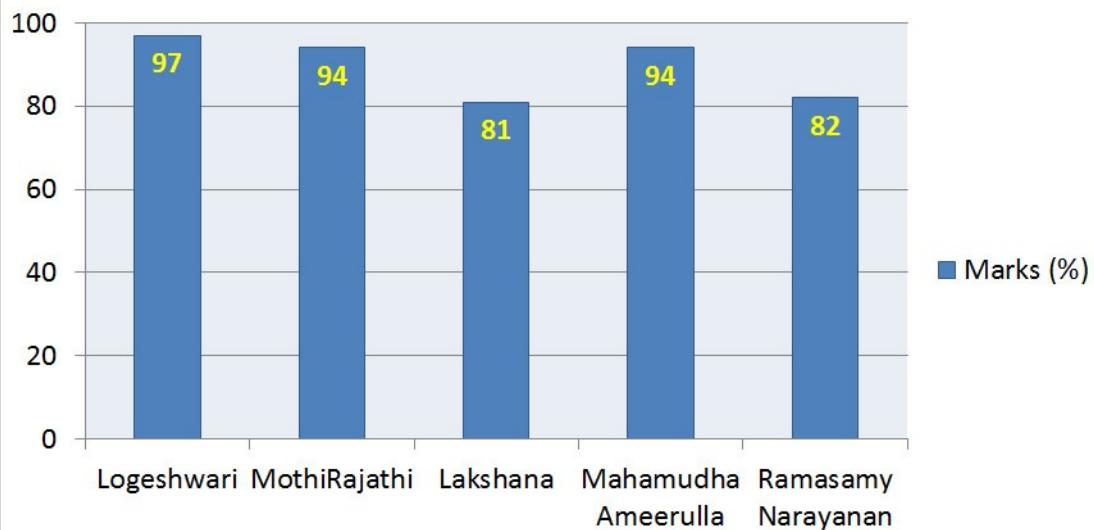
☐ Esthetic

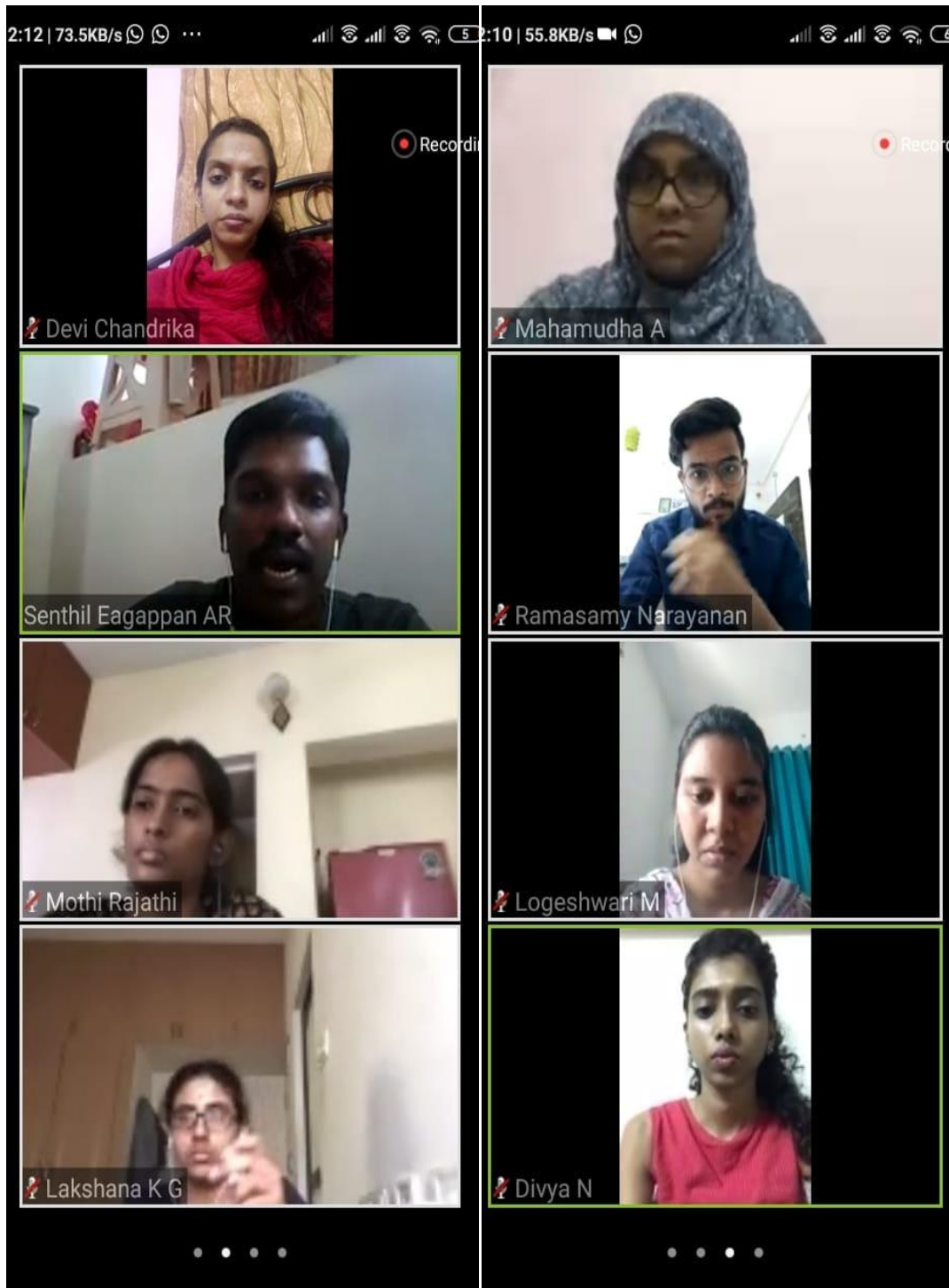
Write 5 indications of SSC \*

How will you classify SSC based on morphology

gingival contour of buccal surface of primary 1st molar \*

**Stainless steel crowns E-Test (30.04.2020) – Third year**







**Chettinad**

Dental College & Research Institute

12:11 | 93.8KB/s

Record

Ramasamy Narayanan

Logeshwari M

Mahamudha A

Daya Srinivasan

12:09 | 17.6KB/s

Close Participants (9)

Search

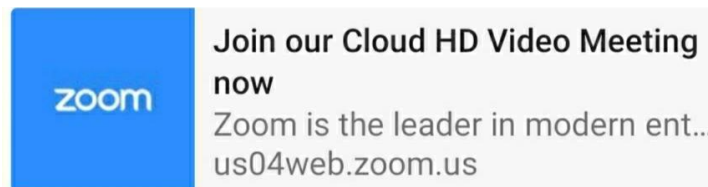
DC	Devi Chandrika (me)	>
	Senthil Eagappan AR (host)	>
	Divya N	>
D	Daya Srinivasan	>
LK	Lakshana K G	>
	Logeshwari M	>
MA	Mahamudha A	>
MR	Mothi Rajathi	>
	Ramasamy Narayanan	>

Chats Invite

**DEPARTMENT OF PEDODONTICS & PREVENTIVE DENTISTRY**

**THIRD YEAR E-CLINICS**

Topic	: Chairside Behaviour Management Techniques
Date	:27.04.20
Time	:12.00- 1.00.PM
Faculty	: Dr.Divya
Instructor	
Faculty	: Dr.Senthil Dr. Daya, and Dr. Devi
Attended	
Students	:Third years 7/9
Batch	:C2 & D
Absentee	:1
Platform	: ZOOM



Divya N is inviting you to a scheduled Zoom meeting.

Topic: Chairside Behaviour Management Techniques E-Clinic  
Time: May 2, 2020 12:00 PM Mumbai, Kolkata, New Delhi

Join Zoom Meeting  
<https://us04web.zoom.us/j/75684768537>

Meeting ID: **756 8476 8537**

08:42



**Chettinad**

Dental College & Research Institute

## CHAIR SIDE BEHAVIOUR MANAGEMENT TECHNIQUES

DR.DIVYA.N  
PEDIATRIC AND PREVENTIVE  
DENTISTRY



BEHAVIOR MANAGEMENT  
is defined as the means by  
which the dental health  
team effectively and  
efficiently performs dental  
treatment and thereby  
instils a positive dental  
attitude

*Wright 1975*







## HOME



### Indications

- Healthy child – hysterical and defiance
- 3-6 years
- Uncontrolled behavior

### Contraindication

- Immature child
- When it prevents child from breathing
- Child with a physical, mental or emotional handicap
- Dentist is emotionally involved with the child



## DIRECT OBSERVATION or MODELING



Based on Bandura's Social Learning theory

- One's learning or behavior acquisition occurs through observation of suitable model performing a specific behavior
- Used as a technique to eliminate or minimize the fear of dentistry in children by allowing the child to observe an older sibling undergoing treatment
- Live or filmed/symbolic



**Chettinad**

Dental College & Research Institute



## PROTECTIVE STABILISATION

### Indications:

1. Immediate diagnosis/ treatment – cannot cooperate- lack of maturity/mental/physical disability
2. Safety of patient, staff, dentist or parent – risk without use
3. Sedated – limited stabilization

### Contraindications :

1. Cooperative non-sedated patients
2. Cannot be immobilized safely- medical/physical conditions



Shoulder strap



## PROTECTIVE STABILISATION

### Patient record,

1. Informed consent for stabilization
2. Indication for stabilization
3. Type of stabilization
4. Duration of application - stabilization
5. Behavior evaluation/rating – stabilization

### Objectives:

1. Reduce/eliminate untoward movement
2. Protect patient, staff, dentist, parent from injury
3. Facilitate delivery of quality dental treatment





**Chettinad**

Dental College & Research Institute



## Chairside Behaviour Management Techniques

\*Required

Email address \*

Your email address

Name \*

Your answer



What Frankl rating is being described



A 2 year old child reports to the dental office with her parents and resists examination by the dentist. According to Wright, which type of behaviour will she fall in? \*

- ☐ Cooperative
- ☐ Lacking Cooperative ability
- ☐ Potentially cooperative

Behaviour Management is defined as the means by which the dental team effectively and efficiently performs treatment for a child and at the same time, instills a \_\_\_\_\_ dental attitude. \*

- ☐ Cooperative
- ☐ Good
- ☐ Positive
- ☐ Reinforcing



There is a direct correlation between the \_\_\_\_\_ anxiety and a child's negative behavior in the dental office \*

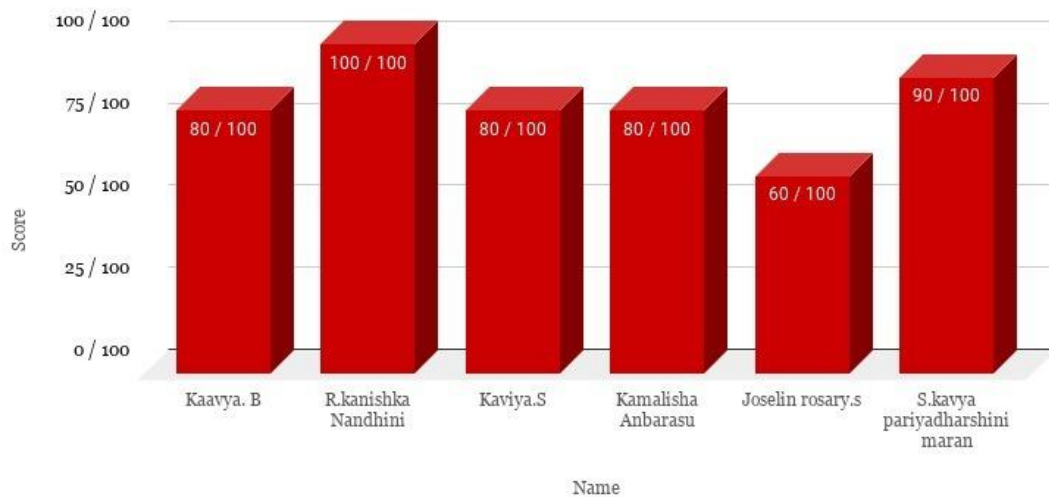
- ☐ Child's
- ☐ Mother's
- ☐ Dentist's
- ☐ Father's

Mr. Thirsty, Magic toothbrush, sparkle your teeth, and tooth vitamins are examples of what? \*

- ☐ Euphemisms
- ☐ Voice Control
- ☐ Pre appointment behaviour modification
- ☐ Non verbal Communication

**Submit**

### Chairside Bhaviour Management Quiz Sore





**Chettinad**

Dental College & Research Institute

12:06 | 29.6KB/s | ...

756-8476-8537

Devi Chandrika

Divya N

Kaviya sampath

kamalisha Anbarasu

Join Audio Stop Video Share Participants More

... VoLTE

Daya Srinivasan

Divya N

Kaviya sampath

kamalisha Anbarasu





**Chettinad**

Dental College & Research Institute

12:06 | 50.0KB/s | VoLTE

**Participants (11)**

Search

DC Devi Chandrika (me)

Divya N (host)

D Daya Srinivasan

Joselin Rosary

KB KAAVYA BASKAR

KA kamalisha Anbarasu

Kanishka Nandhini

k Kaviya sampath

KM Kavya Maran

K Kowsalya.P

Senthil Eagappan AR

Kowsalya.P

Chats Invite

12:06 | 50.0KB/s | VoLTE

**Participants (11)**

Search

DC Devi Chandrika (me)

Divya N (host)

D Daya Srinivasan

Joselin Rosary

KB KAAVYA BASKAR

KA kamalisha Anbarasu

Kanishka Nandhini

k Kaviya sampath

KM Kavya Maran

K Kowsalya.P

Senthil Eagappan AR

Chats Invite