

E – Teaching/Learning Sessions for 4th year
BDS Department of Conservative Dentistry and
Endodontics

Theory Class and Clinical posting Discussion

Report from 13/04/2020 to 18/04/2020

S.No	DATE and Time	Nature of Class and Topic	Faculty	Participated Students
1	13/04/2020	Clinical Posting discussion on access opening in anterior	Dr Anupama R.	20
2	14/04/2020	Holiday	-	-
3	15/04/2020	Clinical Posting discussion on Class II Amalgam restoration	Dr. Manjiri Honap	19
4	16/04/2020	Clinical Posting discussion on Diastema closure	Dr. K. Senthil Kumar	20
5	16/04/2020	Theory Class on Diagnosis in Endodontics	Dr. Manjiri Honap	87
6	17/04/2020	Clinical Posting discussion on Periapical Surgery	Dr. K. Sadaisva	20
7	18/04/2020	Clinical Posting discussion on Class V composite	Dr. Anupama R.	15

Department of Conservative Dentistry & Endodontics

Attendance Report

Date: 13.04.2020

IV B.D.S. (2016-17 Batch)

Staff: Dr. Anupama R.

Timings: to 11:15 am-11.50 am

Anupama R. is inviting you to
a scheduled Zoom meeting.

Clinical Posting – IV B.D.S.

Time: Apr 13, 2020, 11:15 AM India.

Join Zoom meeting <https://us04web.zoom.us/j/6107038974>

Meeting ID: 6107038974

Password: None

No of students participated: 20

Ch Dr. Anupama Mam

zoom

**Join our Cloud HD Video Meeting
now**

Zoom is the leader in modern enter...
us04web.zoom.us

Anupama R is inviting you to a scheduled
Zoom meeting.

Topic: Final yrs

Time: Apr 13, 2020 11:15 AM Mumbai,
Kolkata, New Delhi

Join Zoom Meeting

<https://us04web.zoom.us/j/6107038974>

Meeting ID: **610 703 8974**

11:18 am



Type a message



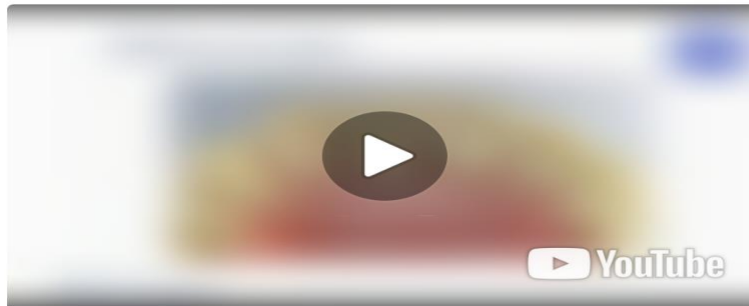
Ch Dr. Anupama Mam



10 pages • 1.7 MB • PDF

10:35 am

Ch Dr. Anupama Mam



Endodontic treatment of the single rooted tooth. Part 2: Access cavity preparation...

www.youtube.com

<https://youtu.be/Vd2Z6cVuo2E>

10:36 am

Please go through the above pdf doc & video and come for discussion at 11:15

10:36 am



Type a message



Zoom



Participants (2)



Manjiri Honap (Me)



Anupama R (Host)



Anupama R



Manjiri Honap

Invite

Mute Me

Raise Hand



Type here to search



ENG

11:14

13-04-2020



1

Speaker View

Anupama R

Manjiri Honap

Senthil Kumar Kumarappan

Mute Start Video

Participants 3 Chat Share Screen Record Reactions

Leave Meeting

Participants (3)

Manjiri Honap (Me)

AR

Senthil Kumar Kumarappan


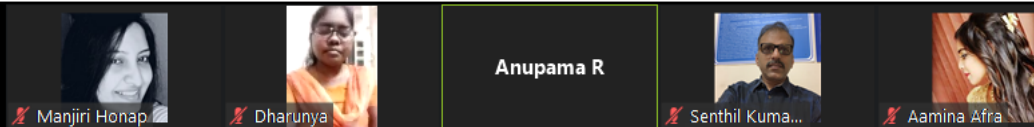
Invite

Mute Me

Raise Hand

11:16

13-04-2020



Chettinad
Dental College & Research Institute

Dept of Conservative Dentistry & Endodontics

Access Cavity Preparation

Dr.Anupama

Participants (19)

Find a participant

- | Participant | Audio | Video |
|-------------------------|-------|-------|
| Manjiri Honap (Me) | | |
| AR Anupama R (Host) | | |
| AK Adithi Karthik | | |
| Aamina Afra | | |
| agalya Panneer selvam | | |
| Akshayaa Shankar | | |
| AR Anusha R | | |
| A. Archana . S | | |
| Arunachalesh Anbazhagan | | |
| D Dharunya | | |
| Harini Prabha | | |
| J Janani | | |
| M Abinandhan | | |
| Padmajeel Selvaraj | | |

Invite

Unmute Me

Raise Hand



Type here to search




ENG

11:20


13-04-2020



Zoom




agalya Panne...




Arunachalesh...

Anusha R



Harini Prabha

Archana . S




INTRODUCTION



- Access cavity - the **opening in the dental crown** that permits localization, cleaning, shaping, disinfection, and three-dimensional obturation of the root canal system.
- An access cavity that has been prepared improperly in terms of position, depth, or extent will hamper the achievement of optimal results.


Participants (19)

Find a participant






Manjiri Honap (Me)








Anupama R (Host)








Aakifa M








Adithi Karthik








Aamina Afra








agalya Panneer selvam








Akshayaa Shankar








Anusha R








Archana . S








Arunachalesh Anbazhagan








Dharunya








Harini Prabha







Janani





M Abinandhan



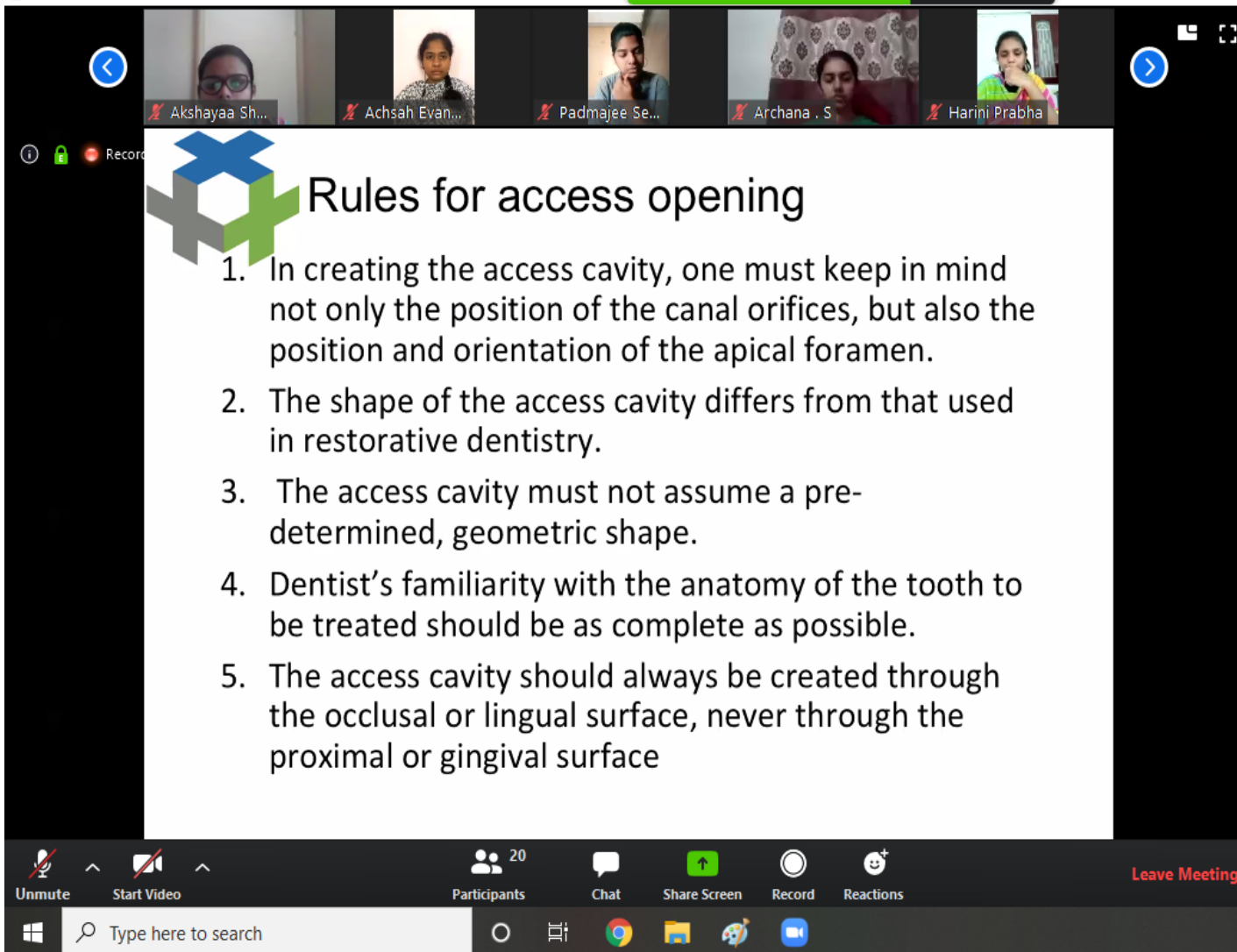
Invite

Unmute Me

Raise Hand

Windows taskbar

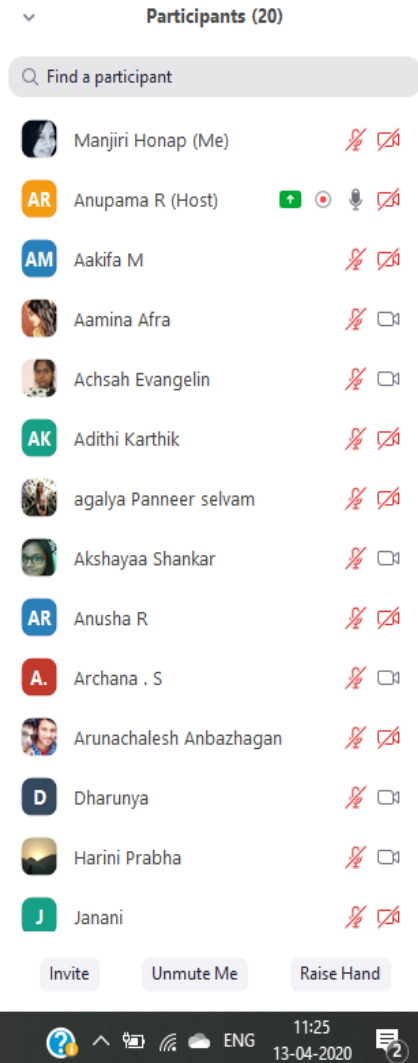
11:21
13-04-2020



The image shows a Zoom meeting interface. At the top, there's a header bar with 'Zoom 40-Minutes', 'You are viewing Anupama R's screen', and 'View Options'. Below this is a row of five participant video thumbnails: Akshayaa Sh..., Achsah Evan..., Padmajee Se..., Archana . S, and Harini Prabha. The main area displays a presentation slide with the title 'Rules for access opening' and a list of five numbered rules. The bottom of the screen features a toolbar with icons for Unmute, Start Video, Participants (20), Chat, Share Screen, Record, and Reactions. A 'Leave Meeting' button is on the right. The Windows taskbar is visible at the very bottom.

Rules for access opening

1. In creating the access cavity, one must keep in mind not only the position of the canal orifices, but also the position and orientation of the apical foramen.
2. The shape of the access cavity differs from that used in restorative dentistry.
3. The access cavity must not assume a pre-determined, geometric shape.
4. Dentist's familiarity with the anatomy of the tooth to be treated should be as complete as possible.
5. The access cavity should always be created through the occlusal or lingual surface, never through the proximal or gingival surface



The image shows a Zoom meeting interface with a list of participants on the right side. The list is titled 'Participants (20)' and includes a search bar 'Find a participant'. Below the search bar, there are 20 entries, each with a profile picture, name, and status icons (mute, video, chat). The participants listed are: Manjiri Honap (Me), Anupama R (Host), Aakifa M, Aamina Afra, Achsah Evangelin, Adithi Karthik, agalya Panneer selvam, Akshayaa Shankar, Anusha R, Archana . S, Arunachalesh Anbazhagan, Dharunya, Harini Prabha, and Janani. At the bottom of the list, there are buttons for 'Invite', 'Unmute Me', and 'Raise Hand'.


Participants (20)

Find a participant


Participant	Status
Manjiri Honap (Me)	Muted, Video Off, Chat Off
Anupama R (Host)	Unmuted, Video On, Chat On
Aakifa M	Muted, Video Off, Chat Off
Aamina Afra	Muted, Video Off, Chat Off
Achsah Evangelin	Muted, Video Off, Chat Off
Adithi Karthik	Muted, Video Off, Chat Off
agalya Panneer selvam	Muted, Video Off, Chat Off
Akshayaa Shankar	Muted, Video Off, Chat Off
Anusha R	Muted, Video Off, Chat Off
Archana . S	Muted, Video Off, Chat Off
Arunachalesh Anbazhagan	Muted, Video Off, Chat Off
Dharunya	Muted, Video Off, Chat Off
Harini Prabha	Muted, Video Off, Chat Off
Janani	Muted, Video Off, Chat Off

Invite Unmute Me Raise Hand


Sreeram



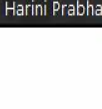
agalya Panne...




Anusha R



Harini Prabha






REQUIREMENTS OF THE ACCESS CAVITY

1) *Permit the removal of all the chamber contents*

2) *Permit complete, direct vision of the floor of the pulp chamber and canal openings*



Unmute

Start Video

Participants 19

Chat

Share Screen




Record






Reactions




Leave Meeting




Participants (19)




Find a participant




 Manjiri Honap (Me)  




 Anupama R (Host)    




 Aakifa M  




 Aamina Afra  




 Achsa Evangelin  




 agalya Panneer selvam  




 Akshayaa Shankar  




 Anusha R  




 Archana . S  

 Arunachalesh Anbazhagan  

 Dharunya  

 Harini Prabha  

 Janani  

 M Abinandhan  

Invite

Unmute Me

Raise Hand

Type here to search

11:23
13-04-2020



Adithi Karthik




Akshayaa Sh...



Achsa Evam...



Thouseef Ah...



Padmajee Se...



Recording



3) Facilitate the introduction of canal instruments into the root canal openings

4) Provide access as direct as possible to the apical one third of the canal for both preparation instruments and canal filling instruments



5) Provide a positive support for temporary fillings

Participants (20)

Find a participant

	agalya Panneer selvam		
	Akshayaa Shankar		
	Anusha R		
	Archana . S		
	Arunachalesh Anbazhagan		
	Dharunya		
	Harini Prabha		
	Janani		
	M Abinandhan		
	Padmajee Selvaraj		
	Senthil Kumar Kumarappan		
	Sreeram		
	Thouseef Ahmed		
	Sadasiva Kadandale		

Invite

Unmute Me

Raise Hand



Type here to search

11:23
13-04-2020



REQUIREMENTS OF THE ACCESS CAVITY

- 1) *Permit the removal of all the chamber contents*
- 2) *Permit complete, direct vision of the floor of the pulp chamber and canal openings*

Press ESC or double-click to exit full screen mode



Aamina Afra

Janani








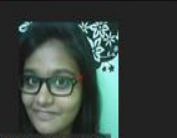














Akshayaa Shankar











































Achshah Evangelin

Recording

 Dharunya	 Manjiri Honap	 Achsah Evangelin	 Archana . S
 Padmajee Selvaraj	 Aamina Afra	 Janani	 Akshayaa Shankar
 Harini Prabha	 Thouseef Ahmed	 Anupama R	 Senthil Kumar Ku...
 Sreeram	 agalya Panneer s...	 Anusha R	 M Abinandhan
 Aakifa M	 Sadasiva Kadan...	 Adithi Karthik	 Arunachalesh An...

Participants (20)

Find a participant

-  Manjiri Honap (Me)  
-  Anupama R (Host)  
-  Aakifa M  
-  Aamina Afra  
-  Achsah Evangelin  
-  Adithi Karthik  
-  agalya Panneer selvam  
-  Akshayaa Shankar  
-  Anusha R  
-  Archana . S  
-  Arunachalesh Anbazhagan  
-  Dharunya  
-  Harini Prabha  
-  Janani  

Invite

Unmute Me













Raise Hand



Type here to search











































11:33
13-04-2020

Recording

 Akshayaa Shankar	 Manjiri Honap	 Dharunya	 Achsah Evangelin
 Thouseef Ahmed	 Padmajee Selvaraj	Anupama R	 Senthil Kumar Ku...
Sreeram	 agalya Panneer s...	 Arunachalesh An...	 Aamina Afra
Anusha R	 Harini Prabha	Archana . S	Janani
	 M Abinandhan	Aakifa M	

Participants (18)

Find a participant

-  Manjiri Honap (Me)  
-  Anupama R (Host)  
-  Aakifa M  
-  Aamina Afra  
-  agalya Panneer selvam  
-  Akshayaa Shankar  
-  Anusha R  
-  Archana . S  
-  Arunachalesh Anbazhagan  
-  Dharunya  
-  Harini Prabha  
-  Janani  
-  M Abinandhan  
-  Padmajee Selvaraj  

Invite

Unmute Me

Raise Hand



Type here to search













































11:21

13-04-2020



▼ Participants (16)

Find a participant

-  Manjiri Honap (Me)  
-  Anupama R (Host)  
-  Aamina Afra  
-  Senthil Kumar Kumarappan  
-  agalya Panneer selvam  
-  Akshayaa Shankar  
-  Anusha R  
-  Archana . S  
-  Arunachalesh Anbazhagan  
-  Harini Prabha  
-  Janani  
-  Padmajee Selvaraj  
-  Sreeram  
-  Thouseef Ahmed  

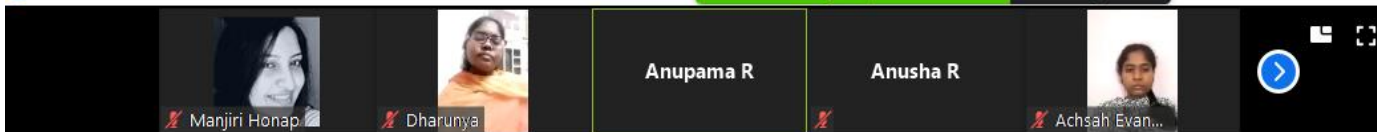
Invite

Unmute Me

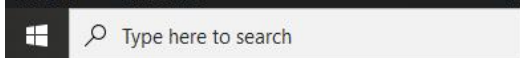
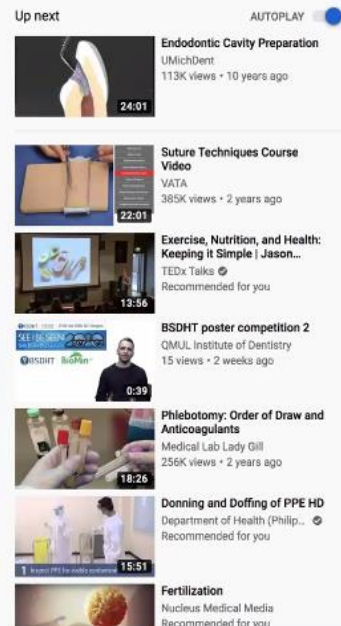
Raise Hand

Type here to search





IOD - Endodontics - Access cavity



Participants (20)

Find a participant

- Manjiri Honap (Me)
- AR Anupama R (Host)
- AM Aakifa M
- Aamina Afra
- Achshah Evangelin
- AK Adithi Karthik
- agalya Panneer selvam
- Akshayaa Shankar
- AR Anusha R
- A. Archana . S
- Arunachalesh Anbazhagan
- D Dharunya
- Harini Prabha
- J Janani

Invite Unmute Me Raise Hand

11:35
13-04-2020

11:57

VWiFi



Endo final year A batch

+91 73584 12576 is typing...




Meeting ID: **610 703 8974**

11:18 am

Pls join 11:18 am

+91 73737 19197

~Aamina Afra



endo posting 13-Apr-...



5 pages • 324 kB • PDF

11:52 am

Absentees on 13.4.20

Regular batch:

Nil

Supple batch:

Nil

11:55 am

2 UNREAD MESSAGES

Ch Dr. Anupama Mam

Essay- Write in detail about the access cavity preparation in upper central incisor.

Short notes-

1. Armamentarium used in access cavity preparation
2. Errors in access cavity preparation.

11:56 am

Pls submit by 3pm 11:56 am

You were added by someone who's not in your contacts



Type a message



2:28

VoLTE 4G



Endo final year A batch

Ch Adithi, Ch Akifa, Ch Dr., Ch Dr., Ch Dr.,...



Ch Dr. Anupama Mam

Essay- Write in detail about the access cavity preparation in upper central incisor.

Short notes-

1. Armamentarium used in access cavity preparation
2. Errors in access cavity preparation.

11:56 am

Pls submit by 3pm 11:56 am

1 UNREAD MESSAGE

+91 73584 12576 ~Akshayaa Shankar

13/4/2020

Essay

- ① write in detail about the access cavity preparation in upper central incisor.



Akshayaa Shankar Endo ass...

10 pages • PDF

2:28 pm

You were added by someone who's not in your contacts



REPORT



EXIT GROUP



OK



Type a message



13/4/2020

Essay

- ① write in detail about the access cavity preparation in upper central incisor.

Synopsis

- Objectives of Access Cavity Preparation (Vertucci)
- Preoperative Radiographic Assessment
- Maxillary Central Incisor
 - Average tooth length - 22.5 mm
 - Pulp chamber, root & root canal
 - General principles
 - ↳ Penetration
 - ↳ Enlarging
 - ↳ Finishing
 - Steps

ObjectivesVertucci,Tooth structureRemoval of
all cariesConservation
of the
sound partPulpComplete
destroying ofRemoval of
coronal pulp

Department of Conservative Dentistry & Endodontics

Attendance Report

Date: 15.04.2020

IV B.D.S. (2016-17 Batch)

Staff: Dr. Manjiri Honap

Timings: to 11:15 am-11.50 am

Manjiri Honap
is inviting you to a scheduled
Zoom meeting.

Clinical Posting – IV B.D.S.

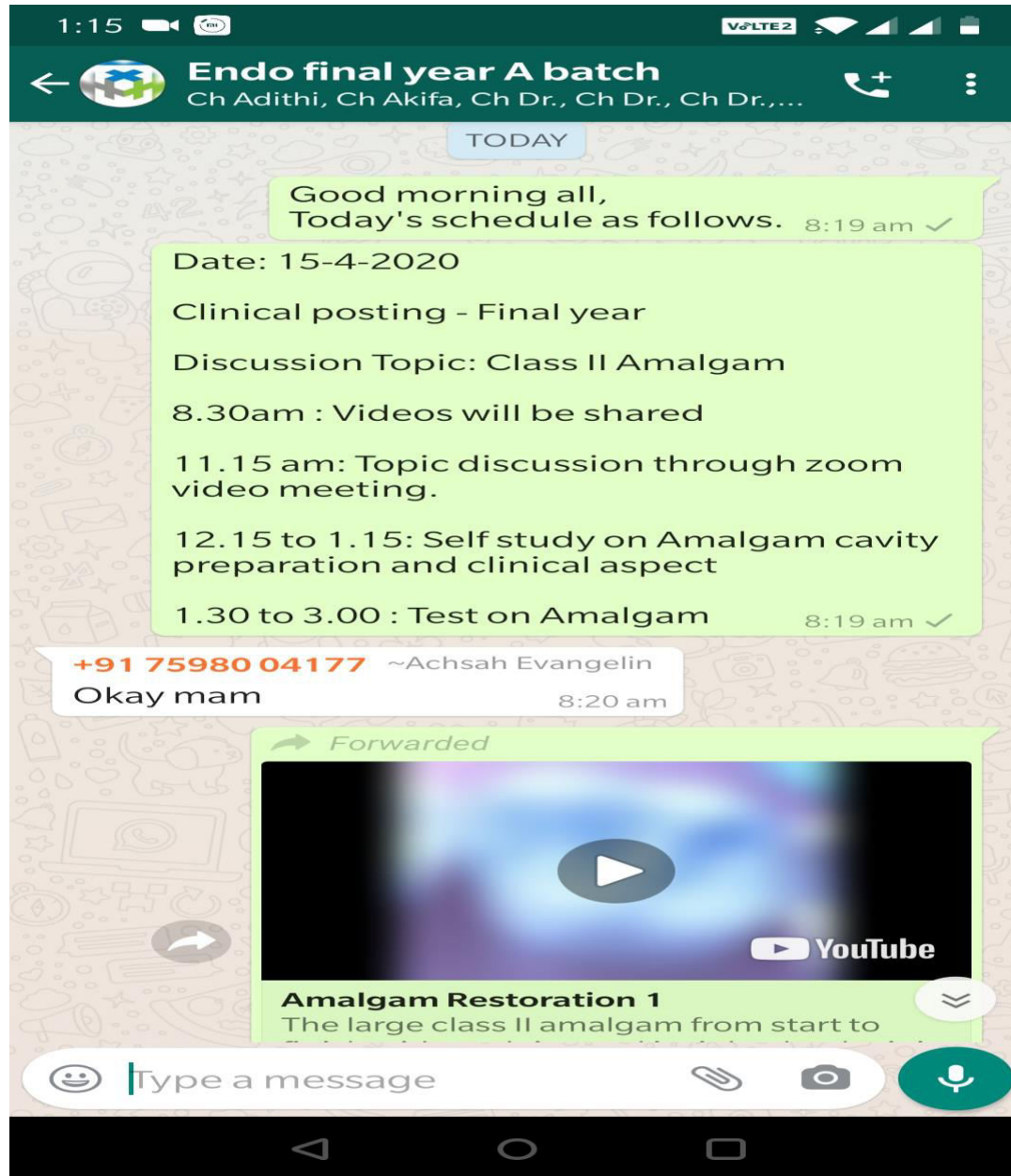
Time: Apr 15, 2020, 11:15 AM India.

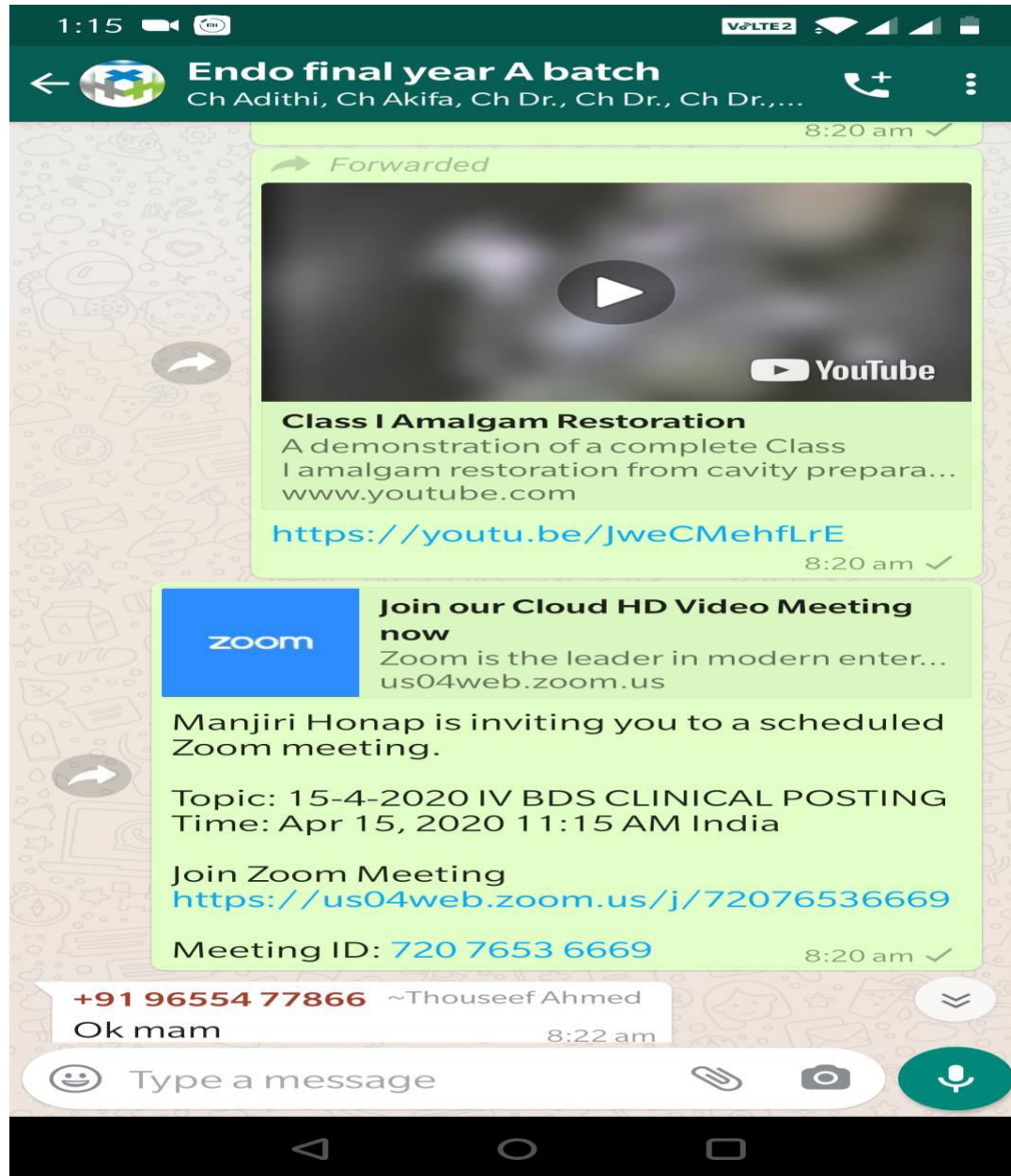
Join Zoom meeting <https://us04web.zoom.us/j/72626025524>

Meeting ID: 72626025524

Password: None

No of students participated: 19

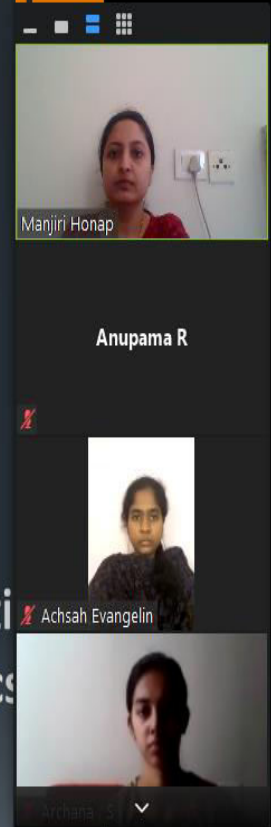




Class II amalgam restorations



By
Dr. Manjiri Honap
Department of Conservative
Dentistry and Endodontics











Class II amalgam restorations



By
Dr. Manjiri Honap
Department of Conservative
Dentistry and Endodontics











































Recording... Remaining Meeting Time: 05:06 | Upgrade to Pro Speaker View

 Akshayaa Shankar	 Manjiri Honap	 Padmajee Selvaraj	 Harini Prabha
Anusha R	 agalya Panneer selvam	Aamina Afra	Aakifa M
 M Abinandhan	Adithi Karthik	Archana . S	Janani
Sreeram			

Mute Start Video Security Manage Participants Chat Share Screen Pause/Stop Recording Reactions End Meeting

Participants (14)

Find a participant

-  Manjiri Honap (Host, me)  
-  Aakifa M  
-  Aamina Afra  
-  Adithi Karthik  
-  agalya Panneer selvam  
-  Akshayaa Shankar  
-  Anusha R  
-  Archana . S  
-  Arunachalesh Anbazhagan  
-  Harini Prabha  
-  Janani  
-  M Abinandhan  
-  Padmajee Selvaraj  
-  Sreeram  


Invite Mute All Unmute All ...

Recording...

Remaining Meeting Time: 05:26 | Upgrade to Pro




Dharunya




Manjiri Honap




Achsah Evangelin




Akshayaa Shankar



Padmajee Selvaraj




Thouseef Ahmed



Harini Prabha


Anusha R



agalya Panneer selvam

Aamina Afra

Aakifa M



M Abinandhan

Adithi Karthik

Archana . S

Janani

Sreeram

Arunachalesh An...

Close

Participants (18)

Search

AR

Anupama R (me)



Manjiri Honap (Host)



J

Janani



M Abinandhan



D

Dharunya



AM

Aakifa M



AA

Aamina Afra



Achsah Evangelin



AK

Adithi Karthik



Chat

Invite

[Close](#)

Participants (19)

🔍 Search

- | | | |
|---|-----------------------|---|
|  | Anupama R (me) |   |
|  | Manjiri Honap (Host) |    |
|  | Aakifa M |   |
|  | Aamina Afra |   |
|  | Achsah Evangelin |   |
|  | Adithi Karthik |   |
|  | agalya Panneer selvam |   |
|  | Akshayaa Shankar |   |
|  | Anusha R |   |

[Chat](#)

[Invite](#)

[Close](#)

Participants (18)

AK

Adithi Karthik



agalya Panneer selvam



Akshayaa Shankar



AR

Anusha R



AS

Archana . S



AA

Arunachalesh Anbazhagan



Harini Prabha



Padmajee Selvaraj



Sadasiva Kadandale



Senthil Kumar Kumarappan

[Chat](#)[Invite](#)



2:44



V&WIFI 1



Endo final year A batch

Ch Adithi, Ch Akifa, Ch Dr., Ch Dr., Ch Dr.,...



[LQ 672]

FEBRUARY 2020

Sub. Code: 4221

FOURTH YEAR B.D.S. DEGREE EXAM
(Common to Final Year Paper IV - Modified Regulation III Candidates and
Final Year Paper VI - New Modified Regulation Candidates)

PAPER VI - CONSERVATIVE DENTISTRY AND ENDODONTICS

Q.P. Code: 544221

Time: 180 Minutes

Maximum: 70 Marks

I. Elaborate on:

(2 x 10 = 20)

1. Classify dental amalgam. Write in detail the step by step procedure for a class II cavity preparation (mesioocclusal), base application, wedging, filling, finishing and polishing in 36 for amalgam.

12:42 pm ✓

Short notes

1-Retentive features in amalgam cavity preparation

2-Mercury hygiene recommendations

12:43 pm ✓

You


Photo



Essay question

12:44 pm ✓

Ch Akifa Final Yr




aakifa - Endo assignment_2...

6 pages • PDF

2:21 pm

+91 75980 04177

~Achsah Evangelin



Type a message



[LQ 672]

FEBRUARY 2020

Sub. Code: 4221

FOURTH YEAR B.D.S. DEGREE EXAM
(Common to Final Year Paper IV - Modified Regulation III Candidates and
Final Year Paper VI - New Modified Regulation Candidates)

PAPER VI – CONSERVATIVE DENTISTRY AND ENDODONTICS

Q.P. Code: 544221

Time: 180 Minutes

Maximum: 70 Marks

I. Elaborate on:

(2 x 10 = 20)

1. Classify dental amalgam. Write in detail the step by step procedure for a class II cavity preparation (mesioocclusal), base application, wedging, filling, finishing and polishing in 36 for amalgam.

12:42 pm ✓

Short notes

1-Retentive features in amalgam
cavity preparation

2-Mercury hygiene recommendations

12:43 pm ✓

You

 Photo



Essay question

12:44 pm ✓



Type a message



ENDO-ASSIGNMENT

Atafie
11/4/20
15/4/20

1. Dental Amalgam

- It is an alloy made by mixing mercury with a silver tin alloy. Dental amalgam alloy is silver tin alloy to which varying amount of copper and small amount of zinc has been added.

(Classification :-

I. According to number of alloy metals

1. Binary alloys (Silver - Tin)
2. Ternary alloys (Silver - Tin - Copper)
3. Quaternary alloys (Silver - Tin - Cu - Zinc)

II. According to whether the powder consists of unimetal or admixed alloys.

Eg: Adding copper to a basic binary silver tin alloy.

III. According to the shape of the powdered particles.

1. spherical shape (smooth surface sphere)
2. lathe cut (irregular ranging from spindle to shavings).

Department of Conservative Dentistry & Endodontics

Attendance Report

Date: 16.04.2020

IV B.D.S. (2016-17 Batch)

Staff: Dr. Manjiri Honap

Timings: 9.30 am to 10:30am

Manjiri Honap is inviting you to a scheduled Zoom meeting.

Theory class – IV B.D.S.

Time: Apr 16, 2020, 9:30AM India.

Join Zoom meeting <https://us04web.zoom.us/j/78480829468>

Meeting ID: 78480829468

Password: None

No of students participated: 87

The Zoom logo is a blue square with the word "zoom" in white lowercase letters.

**Join our Cloud HD Video Meeting
now**

Zoom is the leader in modern enter...
us04web.zoom.us

Manjiri Honap is inviting you to a scheduled
Zoom meeting.

Topic: DIAGNOSIS IN ENDODONTICS - IV
BDS THEORY CLASS

Time: Apr 16, 2020 09:30 AM India

Join Zoom Meeting

<https://us04web.zoom.us/j/78480829468>

Meeting ID: [784 8082 9468](#)

8:14 pm ✓✓



ID: 784-8082-9468

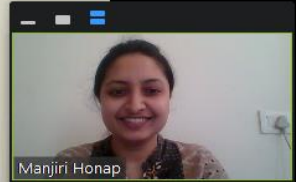
Stop Share



Chettinad
Dental College & Research Institute

DIAGNOSIS IN ENDODONTICS

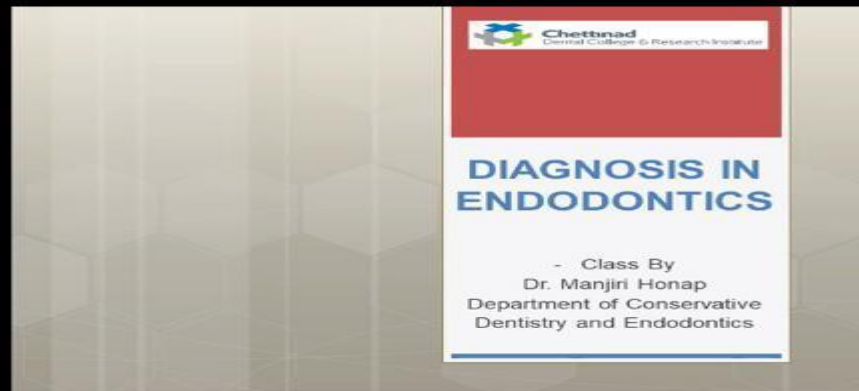
- Class By
Dr. Manjiri Honap
Department of Conservative
Dentistry and Endodontics




Manjiri Honap

Anupama R

REC





Chettnad
Dental College & Research Institute

DIAGNOSIS IN ENDODONTICS

- Class By
Dr. Manjiri Honap
Department of Conservative
Dentistry and Endodontics

9:41



VoWiFi LTE 81%



784-8082-9468



Leave

Recording

DIAGNOSIS

- *'The art and science of detecting deviations from health and the cause and nature thereof'*
- Glossary of Endodontic terms, 7th ed. Chicago: American Association of Endodontists;2003



Unmute

Start Video

Share

Participants

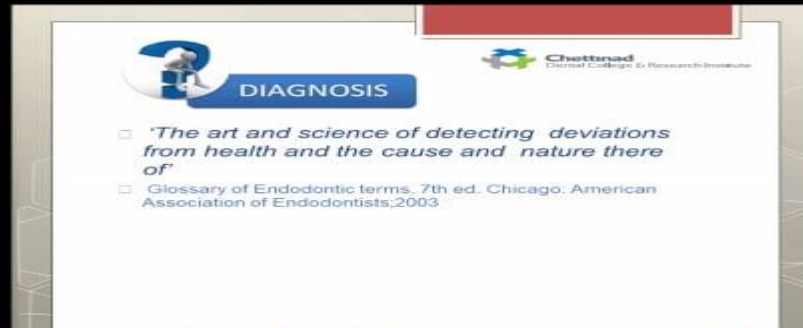
More





784-8082-9468

Leave

 Recording

DIAGNOSIS

- *"The art and science of detecting deviations from health and the cause and nature thereof"*
- Glossary of Endodontic terms. 7th ed. Chicago: American Association of Endodontists;2003

Type here to search


Unmute
Start Video
Share
Participants
More

Recording Paused

Speaker View

Manu Unnikrish...	Manjiri Honap	Anupama R	Sreeram
Sadasiva Kadan...	Yuvarani Muthu ...	Kudiarasi Rajen...	Achsah Evangelin
Thouseef Ahmed	Dhanesh Bala	Aakifa M	Arunachalesh Anbaz...
M.LakshmiPriya	Ramu	Vivo Y511	Logesh Ram
Connecting to au... ..	Vikneshwari Jay...	Prabhavathi.s	Shweta Ranjith

Participants (20)

Find a participant

- Manjiri Honap (Host, me)
- KR Kudiarasi Rajendran
- M M.LakshmiPriya
- AM Aakifa M
- Achsah Evangelin

Invite

Mute All

Unmute All

...

Zoom Group Chat

From Sreeram to Everyone:
good morning to all

From Me to Everyone:
GOOD MORNING

To: Everyone

File

...

Type message here...

Unmute Start Video

Security

Manage Participants

Chat

Share Screen

Resume/Stop Recording

Reactions

End Meeting

Type here to search



























09:39 16-04-2020 25

Close

Participants (87)

🔍 Search

- | | | |
|---|-----------------------|---|
| AR | Anupama R (me) |   |
|  | Manjiri Honap (Host) |    |
| NF | Naafia Fathima |   |
| AM | Aakifa M |   |
|  | Aamina Afra |   |
|  | Achsah Evangelin |   |
| AK | Adithi Karthik |   |
|  | agalya Panneer selvam |   |
|  | Akshayaa Shankar |   |

Chat

Invite

[Close](#)

Participants (87)



Sophia srikanth



Sowmya Natarajan



Sreeram



Sruthi S



Suba Keerthi



Subashini Natarajan



Sureka Varatharaj



Surya Nandakumar



Tamil Selvan M D



Thouseef Ahmed



[Chat](#)

[Invite](#)

Close

Participants (87)




Surya Nandakumar



Tamil Selvan M D



Thouseef Ahmed



V Priyanga



Varshini Venkat



Vikneshwari Jayabalan



Vikraman J



Vishalini Mohan



Vishnu Kumar



Yuvarani Muthu Kumar



Chat

Invite

Close

Participants (87)



Madhu Bala Sermarajan



Maha srinithi Selvaraj



Manu Unnikrishnan



Meghana



Munira Begam



Namarrthaa Sre



Neha Naomi



Nehrthika Kumaresan



Padmajaa Krishnan



Padmajee Selvaraj



Chat

Invite

[Close](#)

Participants (87)



Johnvee S



Kadambari Ramaswamy



Kanchana Mala



Kauvya Karunanidhi



Kishan Kumar



Kudiarasi Rajendran



Lakshika Sree



Lalitha Choudhary



Logesh Ram



M Abinandhan

























[Chat](#)

[Invite](#)

Close

Participants (87)

AR	Anusha R	 
AS	Archana . S	 
	Arunachalesh Anbazhagan	 
a	Ateeq Ahamed	 
BI	Balaji's iPhone	 
	Balan Edward	 
CI	Chandhni's iPhone	 
	Deepika Ramachandra Murali	 
	Dhanesh Bala	 
D	Dharunya	 

Chat

Invite

[Close](#)

Participants (87)

R

Ramu



RS

Ranjani Srinivasan



Sadasiva Kadandale



Sai Aditiya



SD

Sanjana Dev



SJ

Santra Joseph



SN

Shindhuja N



SS

Shivani Sivaramakrishnan



SR

Shweta Ranjith



SD

Sneha D



[Chat](#)

[Invite](#)

Close

Participants (87)



Gautham B



Gowtham PD



Harini Prabha



Harish P



Harish Raghav



Hema Suresh



Janani Suresh



Jaya Kumar



Jayabalan C



Jineesh M



Chat

Invite

Close

Participants (87)



Pavithra Harikrishnan



Pavithra lakshmi N



Pavithra Rajkumar



Pavithra Rathinaswamy



Prabhavathi.s



prasanth



Priya Darshini



Ragavi vijayan



Rakshanaa Jeevan



Ram Prasath



Chat

Invite

Department of Conservative Dentistry & Endodontics

Attendance Report

Date: 16.04.2020

IV B.D.S. (2016-17 Batch)

Staff: Dr. K. Senthil Kumar

Timings: to 11:15 am-11.50 am

Senthil Kumar is inviting you
to a scheduled Zoom
meeting.

Clinical Posting – IV B.D.S.

Time: Apr 16, 2020, 11:15 AM India.

Join Zoom meeting <https://us04web.zoom.us/j/72626025524>

Meeting ID: 72626025524

Password: 123456

No of students participated: 20

Ch Dr. Senthil Sir

zoom

**Join our Cloud HD Video Meeting
now**

Zoom is the leader in modern enter...
us04web.zoom.us

Senthil Kumar Kumarappan is inviting you to
a scheduled Zoom meeting.

Topic: Senthil Kumar Kumarappan's Zoom
Meeting

Time: Apr 16, 2020 11:15 AM Mumbai,
Kolkata, New Delhi

Join Zoom Meeting

[https://us04web.zoom
.us/j/3225943888?pwd=
RFEzOG9wTUZ5ajFrUVVOZXJ6cmhQQT09](https://us04web.zoom.us/j/3225943888?pwd=RFEzOG9wTUZ5ajFrUVVOZXJ6cmhQQT09)

Meeting ID: **322 594 3888**

Password: **16042020**

9:55 am

11:24

VWiFi

Close

Participants (20)

Search



Manjiri Honap (me)



sankar vishwanath (host)



Akshayaa Shankar



Senthil Kumar Kumarappan



Aakifa M



Aamina Afra



Achsah Evangelin



Adithi Karthik



agalya Panneer selvam



Anupama R



Anusha R




































Archana . S



Invite

Close

Participants (20)

- | | | | |
|---|-------------------------|---|---|
| AK | Adithi Karthik |   | > |
|  | agalya Panneer selvam |   | > |
| AR | Anupama R |   | > |
| AR | Anusha R |   | > |
| A. | Archana . S |   | > |
|  | Arunachalesh Anbazhagan |   | > |
| D | Dharunya |   | > |
|  | Harini Prabha |   | > |
| J | Janani |   | > |
|  | M Abinandhan |   | > |
|  | Padmajee Selvaraj |   | > |
|  | Sadasiva Kadandale |   | > |
|  | Thouseef Ahmed |   | > |

[Invite](#)

Position and alignment

- The overall harmony and balance of a smile depend largely on proper position of teeth and their alignment in the arch.



A, A minor rotation is first treated by reducing enamel in the area of prominence. B, The deficient area is restored to proper contour with composite. C, Maxillary lateral incisor is in slight linguoversion. D, Restorative augmentation of facial surface corrects malposition.





322-594-3888




Leave

Password: 16042020



HFA TRIAD for successful treatment

- Dental aesthetics can be divided in to four components
- Facial composition
- Dentofacial composition
- Dental composition
- Gingival composition



aesthetics

function

health



Unmute



Start Video



Share



Participants



More

11:17

VWiFi



322-594-3888

Leave

Password: 16042020



Unmute



Start Video



Share



Participants



More

11:25



VWiFi 1



Recording

M Abinandhan

Sadasiva Kadandale

Arunachalesh Anbazhagan



sankar vishwanath



11:25



V-WIFI 1



Recording

Manjiri Honap

Achsah Evangelin

Dharunya

Akshayaa Shankar



11:25



V-WiFi 1




 Recording


 Padmajee Selvaraj




Aamina Afra



 Archana . S



 Aakifa M



11:25



VFWIFI 1



Recording

Senthil Kumar Kumarappan



Janani



Anupama R



Harini Prabha



11:25



VFWIFI 1



Recording

Adithi Karthik



Anusha R



agalya Panneer selvam



Thouseef Ahmed



3:38



VWIFI 1



Endo final year A batch

Ch Adithi, Ch Akifa, Ch Dr., Ch Dr., Ch Dr.,...



Supple batch:
Nil

12:13 pm

Ch Dr. Senthil Sir



How to get a better polish on your next composite restoration with Dr. Jason Smithson...

www.youtube.com

<https://youtu.be/HXvyqjtx6As>


12:18 pm

Today's assignment
Essay - Generation of bonding agents in detail
Short notes
Ceramic laminate veneers
Class IV composite restoration

12:28 pm

+91 88708 85768

~Agalya



Agalya endo test.pdf

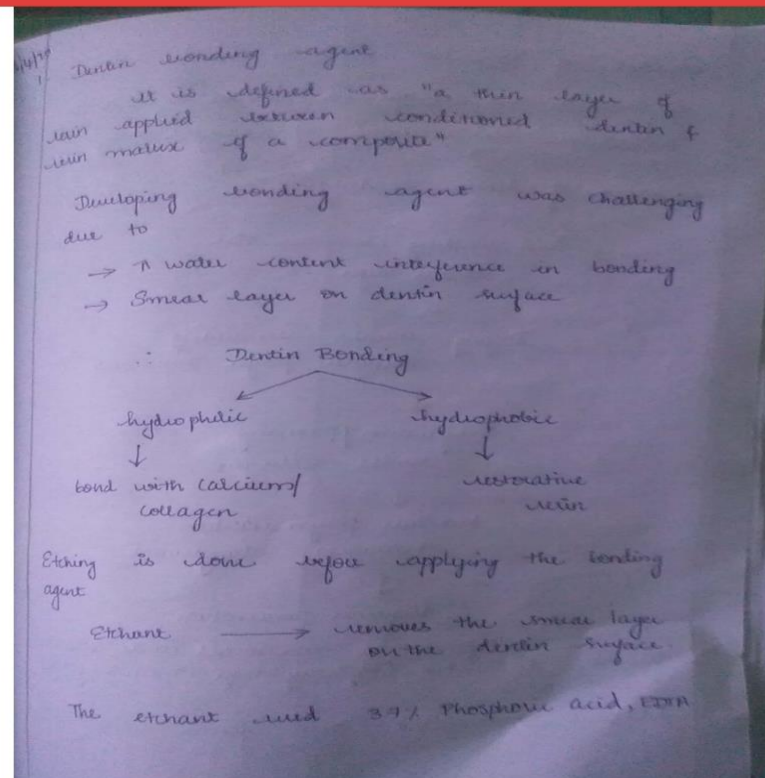
11 pages • PDF

2:58 pm




Type a message





Scanned by CamScanner



Department of Conservative Dentistry & Endodontics

Attendance Report

Date: 17.04.2020

Final Year Posting (2016-17 Batch)

Staff: Dr. K. Sadasiva

Timings: to 11.15 am - 11.50 am

Dr Sadasiva is inviting you to
a scheduled Zoom meeting.

Clinical Posting – CRRI.

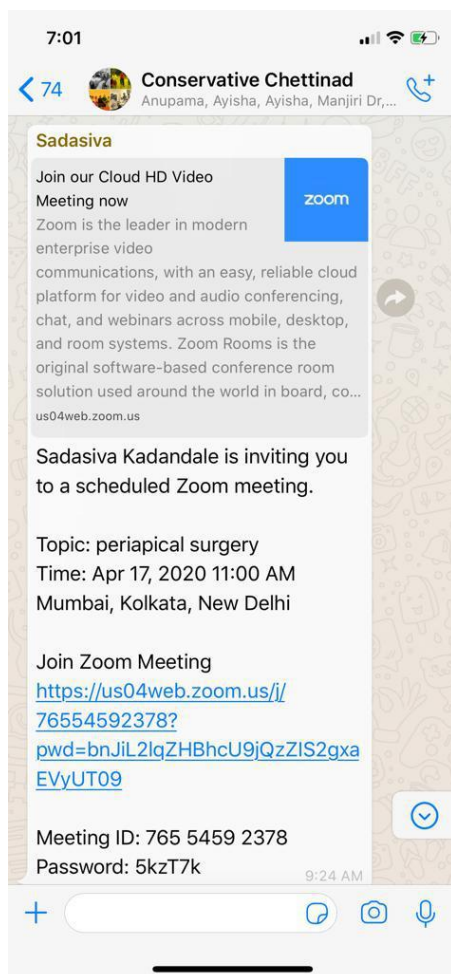
Time: Apr 17, 2020, 11:00 AM IST.

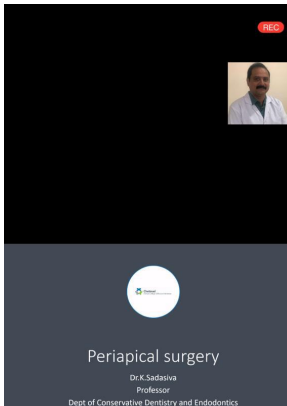
Join Zoom meeting <http://us04web.zoom.us/j/76554592378?>

Meeting ID: 765 54592378

Password: 5kzT7k


No of students participated: 18





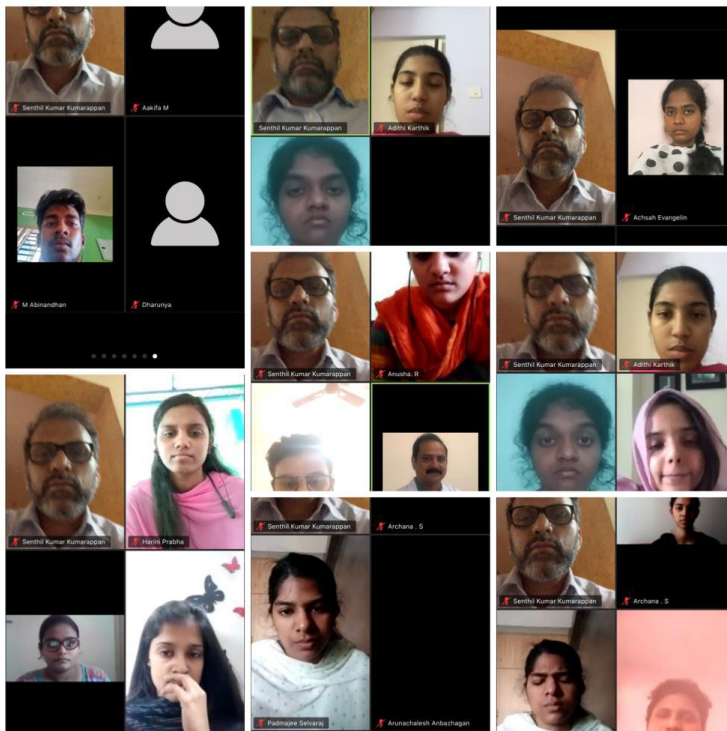
Periapical surgery
Dr.K.Sadasiva
Professor
Dept of Conservative Periodontology and Endodontics

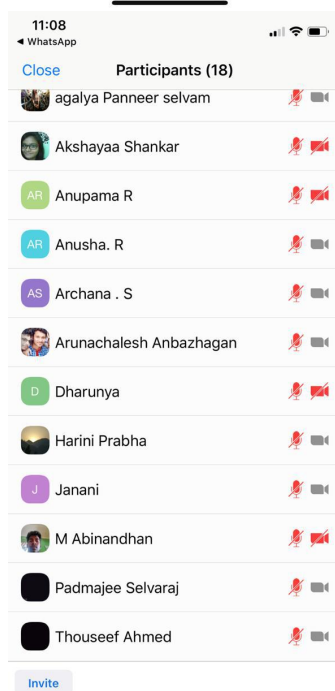
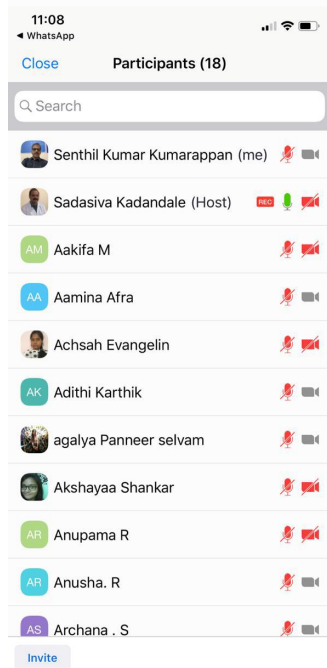
Steps in periapical surgery



11:16
WhatsApp

Sadasiva Kidandale is screen sharing





Department of Conservative Dentistry & Endodontics

Attendance Report

Date: 18.04.2020

IV B.D.S. (2016-17 Batch)

Staff: Dr. Anupama R.

Timings: to 11:15 am-11.55 am

Anupama R.

is inviting you to a scheduled
Zoom meeting.

Clinical Posting – IV B.D.S.

Time: Apr 18, 2020, 11:15 AM India.

Join Zoom meeting <https://us04web.zoom.us/j/72626025524>

Meeting ID: 6107038974

Password: None

No of students participated: 15

Ch Dr. Anupama Mam

Good morning all 8:35 am

Date: 18-4-2020

Clinical posting - Final year

Discussion Topic: Class v composite restorations

10.40am : videos will be shared

11.15 am: Topic discussion through zoom video meeting.

12.15 to 1.15: Self study

1.30 to 3.00 test

8:35 am



Type a message



2:16



V&WIFI 1




Endo final year A batch

Ch Adithi, Ch Akifa, Ch Dr., Ch Dr., Ch Dr.,...



10:35 am

Ch Dr. Anupama Mam



Class V composite restoration video

Class V caries restored with composite using the Zeiss Opmi pico.
www.youtube.com

<https://youtu.be/fo3pSz7prow>

10:36 am

Ch Dr. Anupama Mam



Join our Cloud HD Video Meeting now

Zoom is the leader in modern enter...
us04web.zoom.us

Anupama R is inviting you to a scheduled Zoom meeting.

Topic: Anupama R's Zoom Meeting
Time: Apr 18, 2020 11:15 AM Mumbai, Kolkata, New Delhi

Join Zoom Meeting

<https://us04web.zoom.us/j/6107038974>

Meeting ID: [610 703 8974](#)

10:37 am



Type a message



2:16

V&WIFI



Endo final year A batch

Ch Adithi, Ch Akifa, Ch Dr., Ch Dr., Ch Dr.,...



Ok mam

9:13 am

Ch Dr. Anupama Mam




**Class V composite restoration using
CerameX One Sphere tech**

CerameX One Sphere tech
www.youtube.com

<https://youtu.be/NXtKRjTwjf4>

10:35 am

Ch Dr. Anupama Mam



Class V composite restoration video

Class V caries restored with composite
using the Zeiss Opmi pico.
www.youtube.com

<https://youtu.be/fo3pSz7prow>

10:36 am



Type a message





Zoom Meeting View Edit Window Help

FILE EDIT VIEW TOOLBOX CHARTS EXHIBITS SOLUTIONS PRESENTATIONS VIDEO VIEW SCREEN

CLASS-V COMPOSITE RESTORATION

DR. ANUPAMA R
DEPARTMENT OF CONSERVATIVE DENTISTRY
& ENDODONTICS

Slide 1 of 10 23%

Windows Taskbar

The screenshot shows a Zoom meeting window with a presentation slide titled "CLASS-V COMPOSITE RESTORATION" by Dr. Anupama R. The slide is displayed in a central window with a light gray background. To the left of the main slide area is a sidebar containing a table of contents or slide thumbnails. The top of the Zoom window has a menu bar with options like File, Edit, View, ToolBox, Charts, Exhibits, Solutions, Presentations, Video, View, and Screen. The bottom of the Zoom window shows a status bar with "Slide 1 of 10" and "23%". Below the Zoom window is a Windows taskbar with various application icons.



CLASS-V COMPOSITE RESTORATION

DR. ANUPAMA R

**DEPARTMENT OF CONSERVATIVE DENTISTRY
& ENDODONTICS**



11:29

VoLTE1



610-703-8974

Leave

Recording



INDICATIONS:



Any aesthetic enhancement procedures where **optimum isolation is possible**

Non-carious defects (abrasion, abfraction) are restored with composite resins as they **restore form and esthetics**

Class V cavities in esthetically important areas like the anterior region are also restored with composite resins

Composites perform best when **all margins of the tooth preparation are in enamel**



Mute



Stop Video



Share



Participants



More

11:30



VOLTE 1



610-703-8974



Leave



Recording



CONTRAINDICATIONS:



The main contraindication for use of composite for Class V restorations is an operating area that **cannot be adequately isolated**.

Class V restorations also may have their durability compromised when the restoration extends onto the root surface (**no marginal enamel**).

Any extension onto the root surface requires the most meticulous efforts of the operator to best ensure a successful, long lasting restoration.

Class V restorations in areas that are **not esthetically critical**.



Unmute



Start Video



Share



Participants



More

Close

Participants (15)

- | | | | | |
|----|-------------------------|--|--|---|
| AM | Aakifa M | | | > |
| | Achsah Evangelin | | | > |
| | Akshayaa Shankar | | | > |
| AR | Anusha. R | | | > |
| A. | Archana . S | | | > |
| D | Dharunya | | | > |
| | Harini Prabha | | | > |
| J | Janani | | | > |
| | M Abinandhan | | | > |
| MK | Mathangi Karthik | | | > |
| S | Sreeram | | | > |
| | Arunachalesh Anbazhagan | | | > |
| | Sadasiva Kadandale | | | > |

Invite

Close

Participants (15)

 Search

Manjiri Honap (me)



Anupama R (host)



Aakifa M



Achsah Evangelin



Akshayaa Shankar



Anusha. R



Archana . S



Dharunya



Harini Prabha



Janani



M Abinandhan



Mathangi Karthik



Invite

11:31



VoLTE 1



610-703-8974

Leave

Recording

Manjiri Honap

Harini Prabha

Anusha. R

Akshayaa Shankar



Unmute



Stop Video



Share



Participants



More

11:30



V-LTE 1



 Recording

Anupama R



 Sreeram



 Janani



 M Abinandhan



11:29



VOLTE1




 Recording

 Dharunya

Sadasiva Kadandale



Arunachalesh Anbazhagan



11:29



V/LTE1




 Recording

 Archana . S

 Mathangi Karthik

 Akshayaa Shankar

 Achsah Evangelin



Ch Dr. Anupama Mam

**CLASS-V COMPOSITE
RESTORATION**

DR. ANUPAMA R



Class-v comp.pptx



16 slides • 5.6 MB • PPTX

12:01 pm



Type a message



Ch Dr. Anupama Mam

➡ Forwarded

18:4.mp4

drive.google.com

<https://drive.google.com/file/d/1h2GjiOoYsj1fjiEnIgW8L3CI0YYs27TS/view>

12:14 pm

+91 87543 75825 ~Archana

Thank you mam 12:16 pm

Ch Dr. Anupama Mam

Short notes on-

1. Cavity prep for class v composite
2. Isolation n gingival tissue mgmt for class v composite
3. Finishing and polishing

12:17 pm

Pls submit before 3 12:27 pm

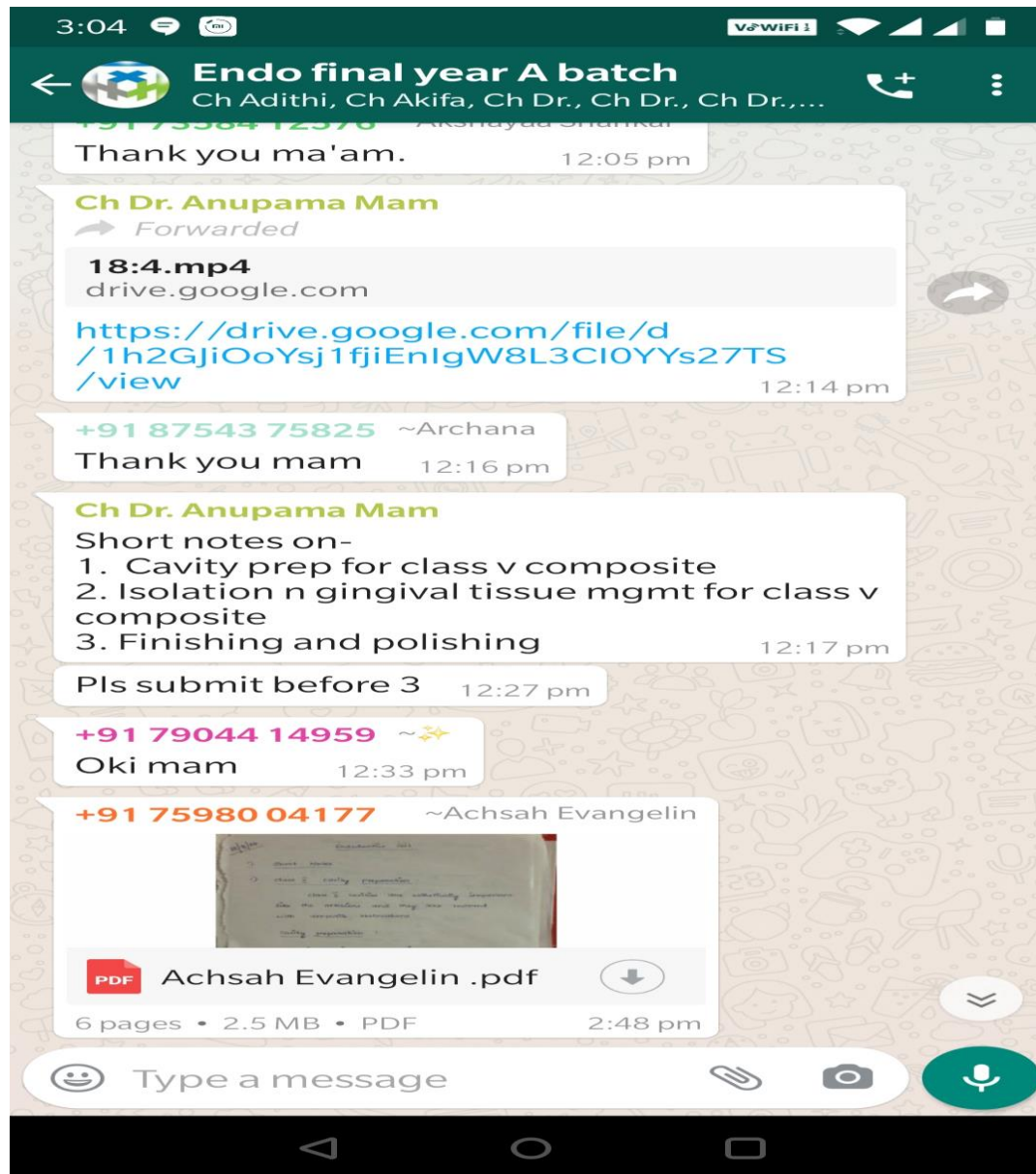
+91 79044 14959 ~✨

Oki mam 12:33 pm



Type a message





18/9/20

Endodontics TestShort Notes :1) Class V cavity preparation :

Class V cavities are esthetically important like the anterior and they are restored with composite restorations.

Cavity preparation :

- * Anesthesia may require

↓ for

Decrease salivary flow

Patient comfort

- * Shade selection must be done

* During shade selection, it is important to know that the tooth is darker in the cervical third → hence darkest shade is chosen

- * Isolation should be done properly.

* Rubber dam, cotton roll and retraction cord is required.

- * Caries removed → round diamond bur

- * Cavity prepared by → tapered fissure bur

Preparation → Roughly trapezoid

↓
Gingival 1/3rd

Remaining caries excavated using

↓
Spoon excavatorCaries extending Root surface

Initial preparation using

↓
90° cavo-surface margins