

## DEPARTMENT OF PEDODONTICS & PREVENTIVE DENTISTRY

### Final Year BDS

### Summary Report


#### E-Class

S.NO	DATE	TOPIC	FACULTY	NO.OF STUDENTS PARTICIPATED
1.	18.05.2020	ORAL SURGICAL CONSIDERATIONS IN PEDIATRIC DENTISTRY	DR. DIVYA DR.DAYA, DR.SENTHIL	80
2.	19.05.2020	MEDICAL EMERGENCIES	DR.DEVI DR.DAYA, DR.SENTHIL, DR.DIVYA	78

#### E-Clinics

S.NO	DATE	CLINICAL DISCUSSION TOPIC	FACULTY	NO.OF STUDENTS PARTICIPATED
1.	18.05.2020	TOPICAL FLUORIDE	DR.DAYA SRINIVASAN DR.SENTHIL, DR.DIVYA, DR.DEVI	08
2.	19.05.2020	SEALANTS	DR.SENTHIL EAGAPPAN DR.DAYA, DR.DIVYA, DR.DEVI	07
3.	20.05.2020	SPACE MAINTAINERS	DR.DIVYA.N. DR.DAYA, DR.SENTHIL, DR.DEVI	07
<b>A2 BATCH &amp; D2 BATCH</b>				
4.	21.05.2020	CHAIR SIDE BEHAVIOUR MANAGEMENT TECHNIQUES	DR.DEVI CHANDRIKA DR.JOE, DR.DAYA, DR.SENTHIL, DR.DIVYA	07
5.	22.05.2020	CLASS II CAVITY PREPARATION IN PRIMARY TEETH	DR.DAYA SRINIVASAN DR.JOE, DR.SENTHIL, DR.DIVYA, DR.DEVI	07

S.NO	DATE	CLINICAL DISCUSSION TOPIC	FACULTY	NO.OF STUDENTS PARTICIPATED
6.	23.05.2020	PULPOTOMY	DR.SENTHIL EAGAPPAN DR.DAYA, DR.DIVYA, DR.DEVI	06

NAME OF E-REOSURCE PLATFORM	WEBLINK	USED FOR
ZOOM 	<a href="https://zoom.us/">https://zoom.us/</a>	THEORY CLASS CLINICAL CASE DISCUSSIONS ATTENDANCE
GOOGLE FORMS  Google Forms	<a href="https://docs.google.com/forms/u/0/">https://docs.google.com/forms/u/0/</a>	ASSIGNMENTS QUIZ ASSESSMENT AND GRADING

## DEPARTMENT OF PEDODONTICS & PREVENTIVE DENTISTRY

### FINAL YEARS E-CLINIC

Topic : Topical Fluoride  
 Date : 18.05.2020  
 Time : 11: 30 am  
 Faculty : Dr. Daya Srinivasan  
 instructor  
 Faculty : Dr. Senthil Eagappan,  
 attended Dr.Divya, Dr.Devi  
 Students : Final Years Aug 19-20 –7/7  
 Final Year Feb 20-21 – 1/1  
 Batch : Aug B1 ; Feb E1  
 Absentee : -  
 Platform : ZOOM



Join our Cloud HD Video Meeting now  
Zoom is the leader in modern enterprise  
us04web.zoom.us

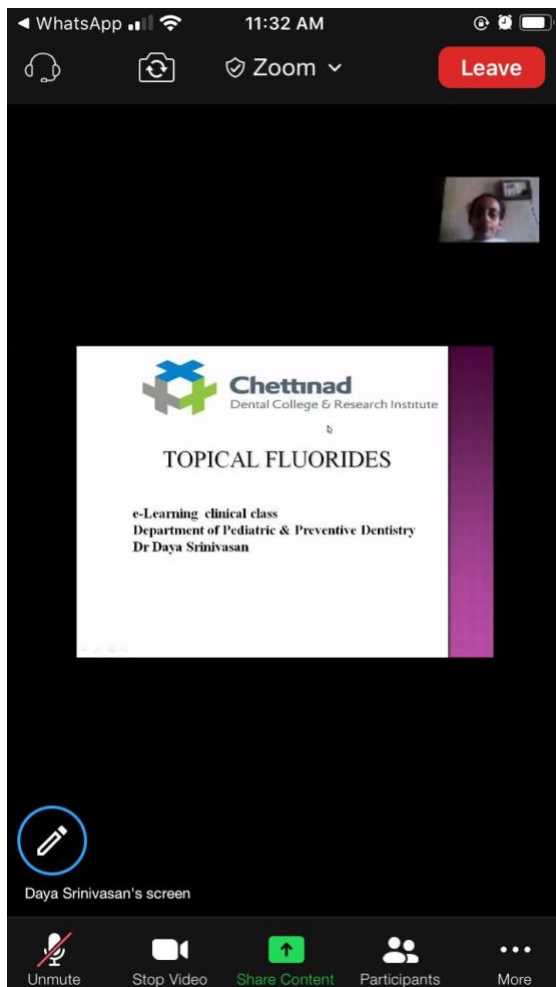
Daya Srinivasan is inviting you to a scheduled Zoom meeting.

Topic: Daya Srinivasan's Zoom Meeting  
Time: May 18, 2020 11:30 AM India

Join Zoom Meeting  
[https://us04web.zoom.us/j/6664598002?pwd=z\\_NJGfjZjxt-7i38QxP9jDM514c](https://us04web.zoom.us/j/6664598002?pwd=z_NJGfjZjxt-7i38QxP9jDM514c)

Meeting ID: 666 459 8002  
Password: pedo

7:03 AM



11:43 AM

Zoom

Leave

Daya Srinivasan's screen

**ACIDULATED PHOSPHATE FLUORIDE**

- 1.23% used
- 12,300 ppm of available fluoride
- 20 gms of NaF / 1 liter of 0.1 M phosphoric acid. To this 50% hydrofluoric acid is added to adjust the pH to 3.0 and F concentration to 1.23%

Unmute Start Video Share Content Participants More

WhatsApp

Zoom

Leave

Daya Srinivasan's screen

**Topical**

- Professionally applied
  - Varnishes & Gels
- Self applied
  - Dentifrices, Rinses
  - Chewing gums

Unmute Stop Video Share Content Participants More

11:32

Recording

Senthil Eagappan AR

Daya Srinivasan

Divya N

Rinshi Fasal

11:33 | 67.4KB/s

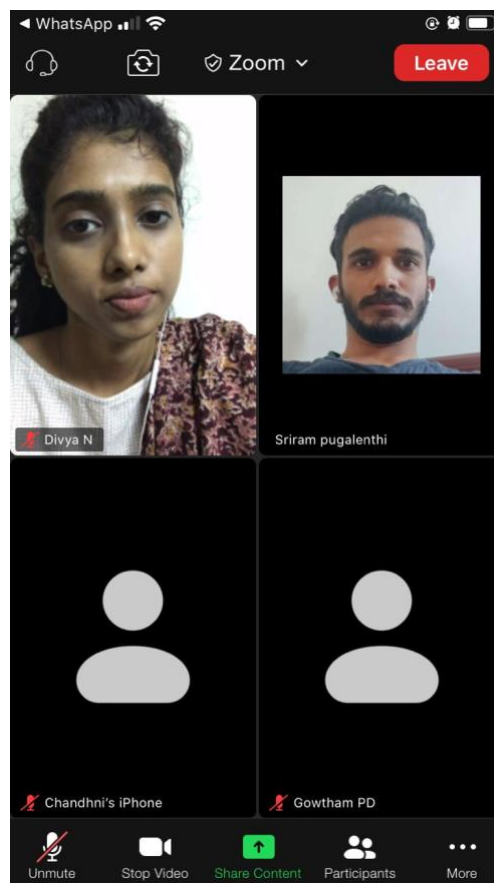
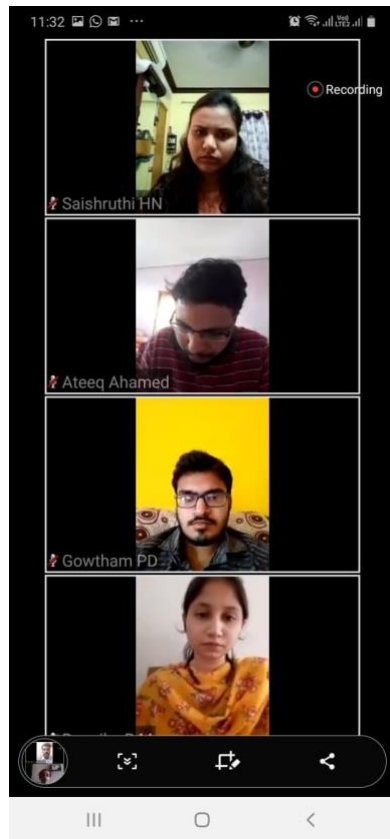
Recording

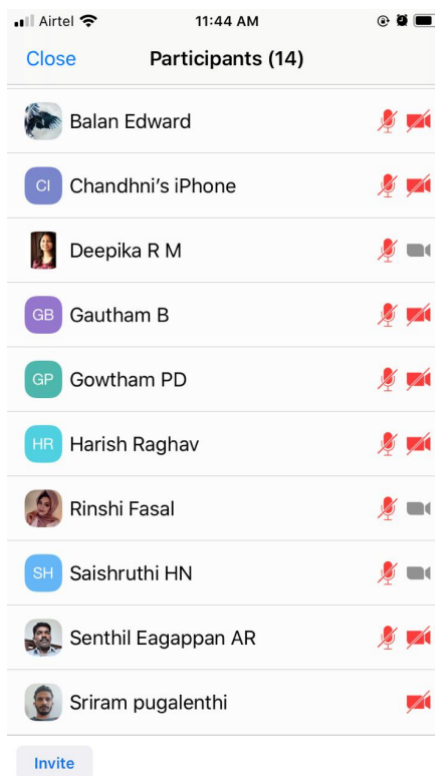
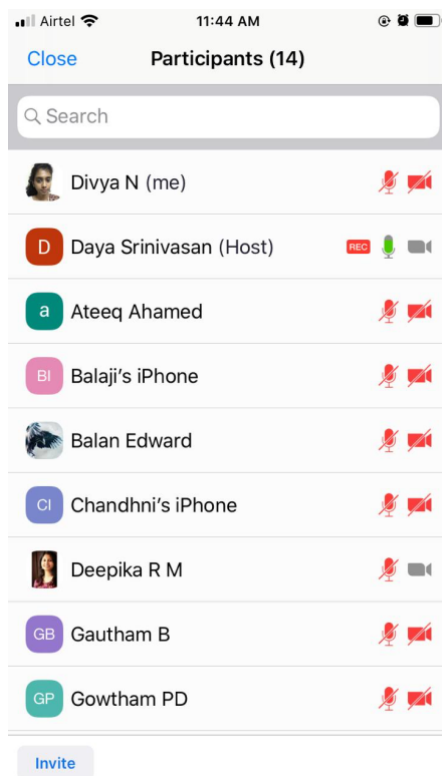
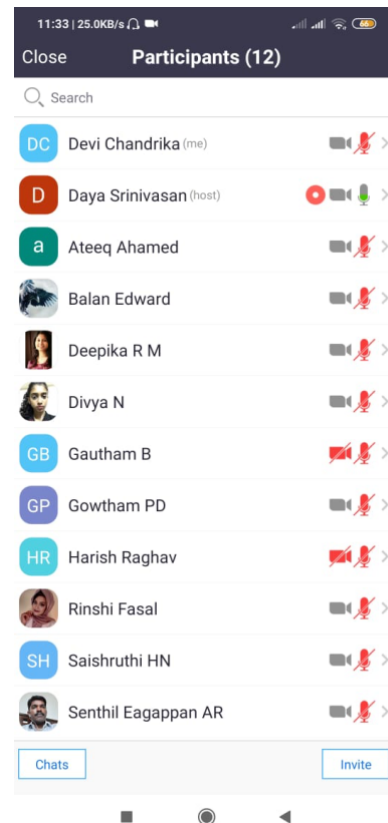
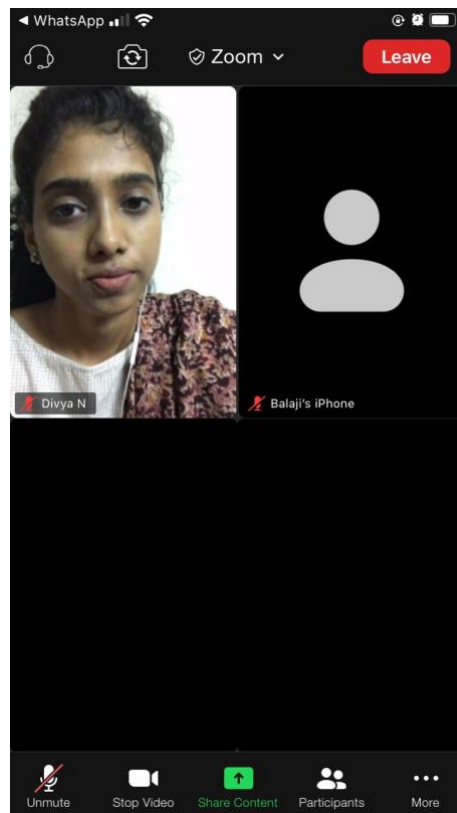
Devi Chandrika

Daya Srinivasan

Divya N

Rinshi Fasal



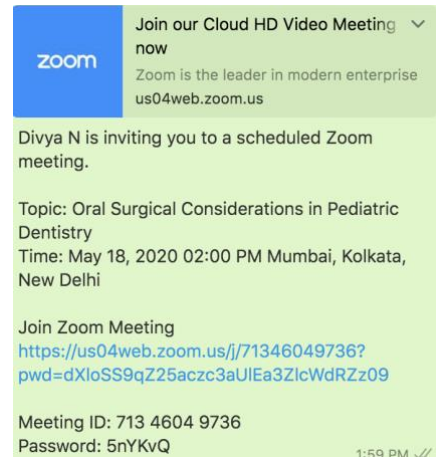




## DEPARTMENT OF PEDODONTICS & PREVENTIVE DENTISTRY

### FINAL YEARS E-CLASS

Topic : Oral Surgical Considerations in Pediatric Dentistry  
Date : 18.05.2020  
Time : 2: 00 pm  
Faculty : Dr.Divya  
instructor  
Faculty : Dr. Daya, Dr. Senthil Eagappan,  
attended  
Students : Final Years Aug 19-20 – 74/78  
Final Year Feb 20-21 – 6/7  
Absentee : Aug 19-20 – Dharunya, Balaji,  
Harish.P, Sureka  
Feb 20-21 – Dhanesh Bala  
Platform : ZOOM



Join our Cloud HD Video Meeting now  
Zoom is the leader in modern enterprise  
us04web.zoom.us

Divya N is inviting you to a scheduled Zoom meeting.

Topic: Oral Surgical Considerations in Pediatric Dentistry  
Time: May 18, 2020 02:00 PM Mumbai, Kolkata, New Delhi

Join Zoom Meeting  
<https://us04web.zoom.us/j/71346049736?pwd=dXloSS9qZ25aczc3aUIEa3ZlcWdRZz09>

Meeting ID: 713 4604 9736  
Password: 5nYKvQ

1:59 PM ✓



# ORAL SURGICAL CONSIDERATIONS IN PEDIATRIC DENTISTRY

DEPARTMENT OF PEDIATRIC DENTISTRY  
DR.DIVYA.N





## Odontogenic infections

- Managed with pulp therapy, extraction, or incision and drainage.
- Infections of odontogenic origin with systemic manifestations [e.g., elevated temperature (102 to 104 degrees Fahrenheit) facial cellulitis, difficulty in breathing or swallowing, fatigue, nausea] require antibiotic therapy.



## Management of Unerupted or impacted Third molars

- AAOMS recommends that a decision to remove or retain third molars should be made before the middle of the third decade
- Removal of third molars when pathology (e.g., cysts or tumors, caries, infection, pericoronitis, periodontal disease, detrimental changes of adjacent teeth or bone) is associated and/or the tooth is malpositioned or nonfunctional (i.e., an unopposed tooth).
- If retained, monitor for change in position or development of pathology







**Chettinad**

Dental College & Research Institute

You are screen sharing Stop Share



Talking: Divya N

stitute

## Mucocele

Common lesion in children and adolescents resulting from the **rupture of a minor salivary gland** excretory duct, with subsequent leakage of mucin into the adjacent connective tissues that later may be surrounded in a fibrous capsule

### Site :

- lower lip, usually lateral to the midline.
- buccal mucosa, ventral surface of the tongue, retromolar region, and floor of the mouth (ranula)

### Features :

- well-circumscribed bluish translucent fluctuant swellings that are firm to palpation, although deeper and long-standing lesions may range from normal in color to having a whitish keratinized surface



Remaining Meeting Time: 06:35 Upgrade Stop Share



Talking:

stitute





Zoom Meeting

Recording 00:12:55

Participants (82)

Find a participant

- SS Sruthi S
- SK Suba Keerthi
- Subashini Natarajan
- Surya Nandakumar
- TS Tamil Selvan
- Thouseef Ahmed
- VV Varshini Venkat
- VJ Vikneshwari Jayabalan
- VJ Vikraman J
- VM Vishalini Mohan
- V Vishnu Kumar
- Yuvarani Muthu Kumar
- Sai Aditiya
- Senthil Eagappan AR

Invite Unmute Me Raise Hand

02:07 PM 18-05-20

Management of Mesiodens

- Treatment objective for a **mesiodens** is to remove the tooth as the marginal intervention may disrupt or damage the underlying developing permanent teeth.
- Mesiodens primary teeth mesiodens typically are not as close normally upon the eruption of the permanent dentition.
- In the mixed dentition, allow natural eruption space of the permanent incisor to bring itself into the oral cavity.

Type here to search

Zoom Meeting

Recording 00:10:34

Participants (83)

Find a participant

- Pavithra .H (Me)
- Diya N (Host)
- AA Aamina Afra
- AE ACHSAH EVANGELIN
- AK Adithi Karthik
- Akshayaa Shankar
- AR Anusha R
- AS ARCHANA S
- Arunachalesh Anbazhagan
- a Ateeq Ahamed
- Balan Edward
- Chandhini Shanker
- D Daya Srinivasan
- Deepika R M

Invite Unmute Me Raise Hand

02:04 PM 18-05-20

Management of Supernumerary teeth

Etiology:

- **Genetic** (e.g. developmental dysplasia) or of **local** (e.g. disturbance pattern or trauma)
- Primary or permanent dentition I-S; M-F
- Maxilla /Mandible 10%
- Mesiodens - Maxillary paramolar

Complications:

- Disrupt and/or lack of eruption of the permanent teeth, crowding, impaction of adjacent teeth, development of cyst formation, periodontal space modification, and crown resorption.

Type here to search



**Chettinad**  
Dental College & Research Institute

Zoom Meeting 40-Minutes

You are viewing Divya N's screen

View Options

00:11:34 Speaker View

Recording

Participants (83)

Find a participant

Naafia Fathima

Namarrathaa Sre

Nawin Subhaganes

Neha Naomi

Nehrthika Kumaresan

P Agalya

Padmajaa Krishnan

Padmaje Selvaraj

Pavithra lakshmi N

Pavithra Rajkumar

Pavithra RathinaSwamy

Prabhavathi.s

Prasanth

Priya Darshini

Management of Mesiodens

- Mesiodens – delayed eruption, over retained primary incisors, ectopic eruption
- Occlusal, periapical (SLOB) or panoramic films, or CT
- Cuspal in shape and is not inverted has a better chance for eruption than a mesiodens that is tubular in shape and is inverted
- Treatment objective for a non-erupting permanent mesiodens is to incise or eruption problems for the permanent incisors

Unmute Stop Video

Participants Chat Share Screen Record Reactions

Type here to search

ENG 02:05 PM 18-05-20

Zoom Meeting 40-Minutes

You are viewing Divya N's screen

View Options

00:12:32 Speaker View

Recording

Participants (83)

Find a participant

Sneha D

Sophia srikanth

Sowmya Natarajan

Sruthi S

Suba Keerthi

Subashini Natarajan

Surya Nandakumar

Tamil Selvan

Thouseef Ahmed

Varshini Venkat

Vikneshwari Jayabalan

Vikraman J

Vishalini Mohan

Vishnu Kumar

Management of Mesiodens

- Treatment objective for a non-erupting permanent mesiodens is to incise or eruption problems for the permanent incisors
- In the mixed dentition, allow mesiodens erupt into the oral cavity

Unmute Stop Video

Participants Chat Share Screen Record Reactions

Type here to search

ENG 02:06 PM 18-05-20

Zoom Meeting

Recording 00:10:56

**Management of Supernumerary teeth**

- Etiology:**
  - **Localized** - associated to B-cholesterolemia, dysplasia or of **odontogenic** (odontogenic pattern or tooth)
  - Primary or permanent dentition I-S; M-F
  - Mandible - Mandible III
  - Mesiodens - Maxillary paramolar
- Complications:**
  - Delayed and/or lack of eruption of the permanent teeth, crowding, impaction of adjacent teeth, displacement of the eruption, permanent space limitation, and crown resorption.

**Participants (83)**

Find a participant

Deepika R.M	
GB Gautham B	
GP Gowtham PD	
Harini Prabha	
HR Harish Raghav	
Hema Suresh	
J Janani	
Jaya Kumar	
Jayabalan C	
Jineesh M	
Johnvee S	
KR Kadambari Ramaswamy	
KM Kanchana Mala	
Kauvya Karunaidhi	

Invite Unmute Me Raise Hand

Type here to search

02:05 PM 18-05-20

Zoom Meeting 40-Minutes

You are viewing Divya N's screen View Options 00:12:06 Speaker View

**Management of Mesiodens**

- Mesiodens - delayed eruption, over retained primary incisors, ectopic eruption
- Occlusal, periapical (SLOB), or panoramic films, or CT
- General in shape and is not inverted has a better chance for eruption than a mesiodens that is tubular in shape and is inverted
- Treatment objective for a non-erupting permanent mesiodens is to correct or eruption problems for the permanent incisors

**Participants (82)**

Find a participant

Priya Darshini	
Priyanga.V	
Ragavi vijayan	
Rakshanaa Jeevan	
Ram Prasath	
RS Ranjani Srinivasan	
Sai Aditiya	
S sanjana	
Santra Joseph	
SG Sathya Ganesan	
SN Shindhuja N	
SS Shivani Sivaramkrishnan	
shruthi priya	
SR Shweta Ranjith	

Invite Unmute Me Raise Hand

Type here to search

02:06 PM 18-05-20





**Chettinad**  
Dental College & Research Institute

Zoom Meeting

Recording 00:11:11

Participants (83)

Find a participant

- Kauvya Karunanidhi
- Kishan Kumar
- Kudiarasi Rajendran
- Lakshika Sree
- LC Lalitha Choudhary
- LR Logesh Ram
- MA M Aakifa
- M Abinandhan
- M Lakshmi Priya
- Madhu Bala Sermarajan
- Maha Srinithi Selvaraj
- Meghana
- Munira Begam
- NF Naafia Fathima

Invite Unmute Me Raise Hand

Type here to search

02:05 PM 18-05-20

**Management of Mesiodens**

- Mesiodens - delayed eruption, over retained primary incisors, ectopic eruption.
- Occlusal, periapical (SLOB) - or panoramic films, or CT
- Cuspal in shape and is not inverted has a better shape for eruption than a mesiodens that is tubular in shape and is inverted.
- Treatment objective for a non-erupting permanent mesiodens is to remove the eruption pathway for the permanent incisor.

14:02

Anusha R joined

Zoom

Leave

Recording

Daya Srinivasan

M. Lakshmi Priya

Divya N

Logesh Ram

Unmute Stop Video Share Participants More

14:02

Zoom

Leave

Recording

Senthil Eagappan AR

M. Lakshmi Priya

ARCHANA S

Divya N

Unmute Stop Video Share Participants More

14:04

Close

Participants (70)

Search


- Senthil Eagappan AR (me)
- Divya N (host)
- AA Aamina Afra
- AK Adithi Karthik
- AR Anusha R
- AS ARCHANA S
- Arunachalesh Anbazhagan
- a Ateeq Ahamed
- Balan Edward
- Chandhni Shanker
- D Daya Srinivasan
- Deepika R M
- GB Gautham B

Invite

## DEPARTMENT OF PEDODONTICS & PREVENTIVE DENTISTRY

### FINAL YEARS E-CLASS

Topic : Medical Emergencies  
 Date : 19.05.2020  
 Time : 9: 30 am  
 Faculty : Dr.Devi  
 instructor  
 Faculty : Dr.Daya Srinivasan, Dr. Senthil  
 attended : Eagappan, Dr.Divya,  
 Students : Final Years Aug 19-20 –72/78  
 Final Year Feb 20-21 – 6/7  
 Batch : Aug B1 ; Feb E1  
 Absentee : Aug 19-20 – Dharunya, Achsa,  
 Munira, Sai Aditya, Shruthi Priya,  
 Vikraman  
 Feb 20-21- Dhanesh Bala  
 Platform : ZOOM



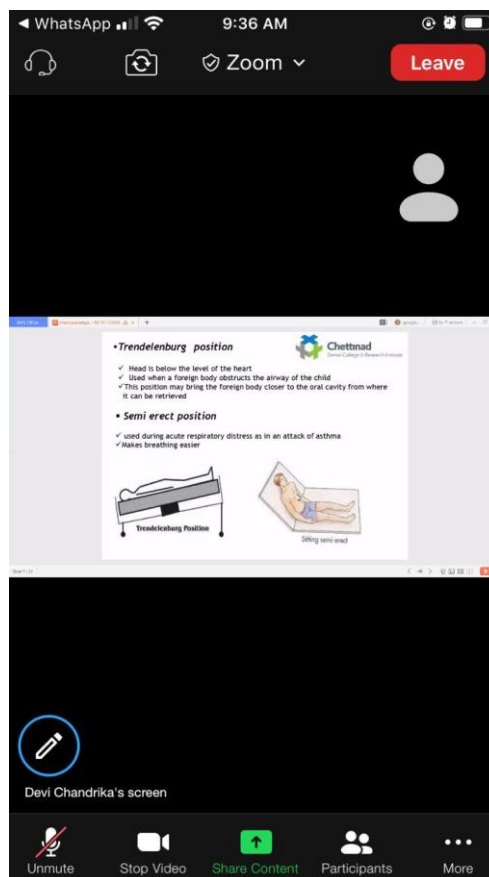
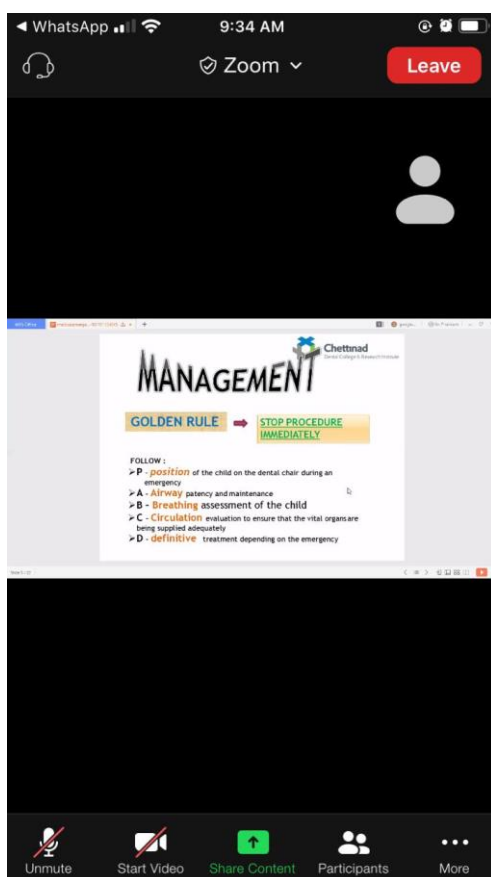
Devi Chandrika is inviting you to a scheduled Zoom meeting.

Topic: MEDICAL EMERGENCIES- Final year class  
 Time: May 19, 2020 09:30 AM Mumbai, Kolkata, New Delhi

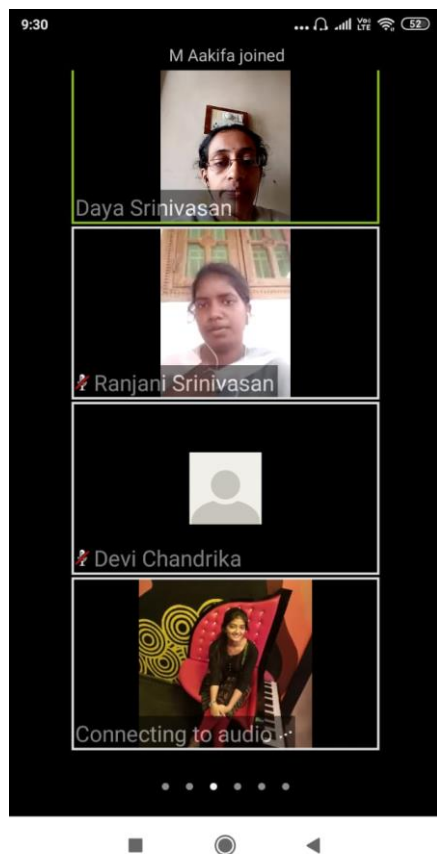
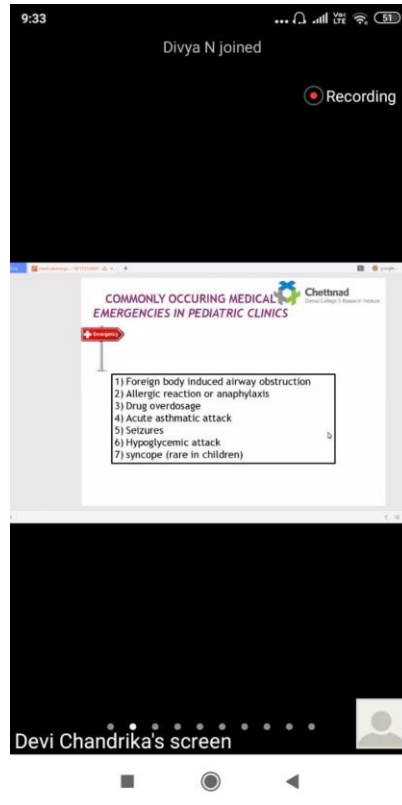
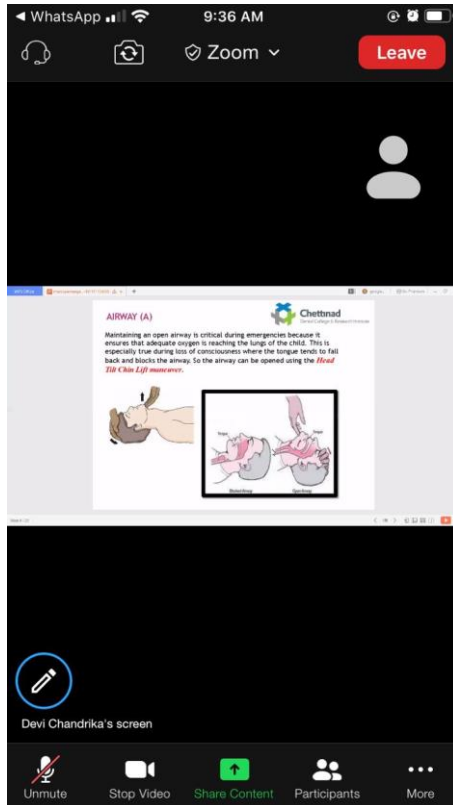
Join Zoom Meeting  
<https://us04web.zoom.us/j/77730136277?pwd=WnY2VkU0dnU2blxUEYycTk5S3JEdz09>

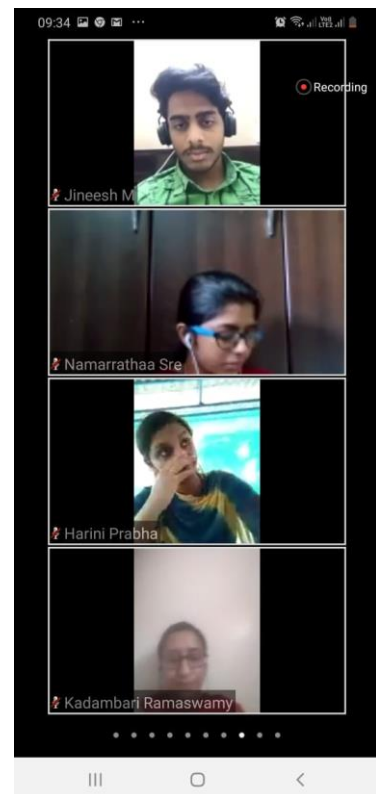
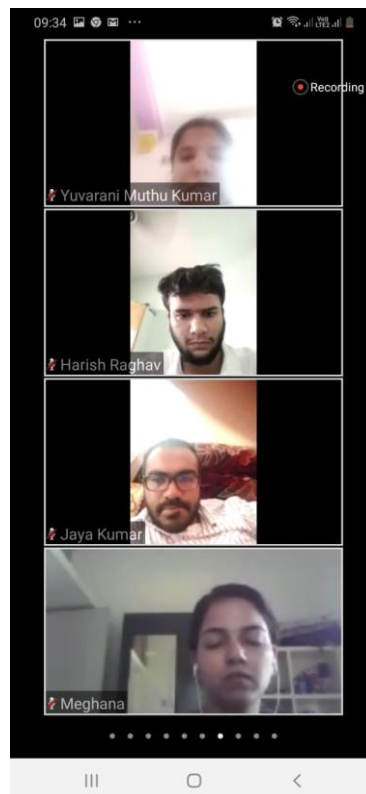
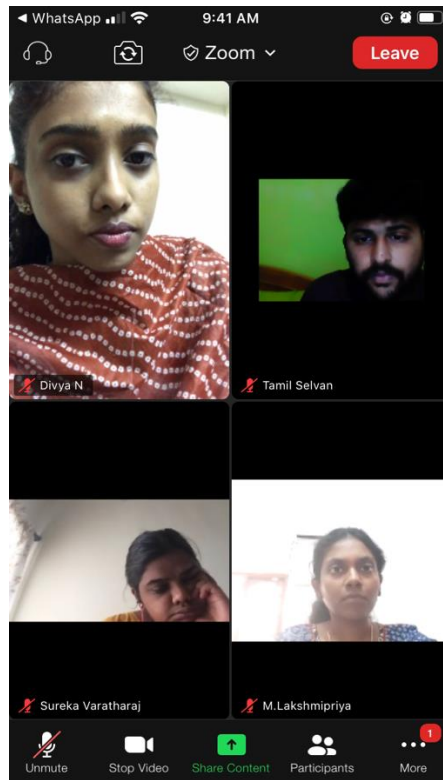
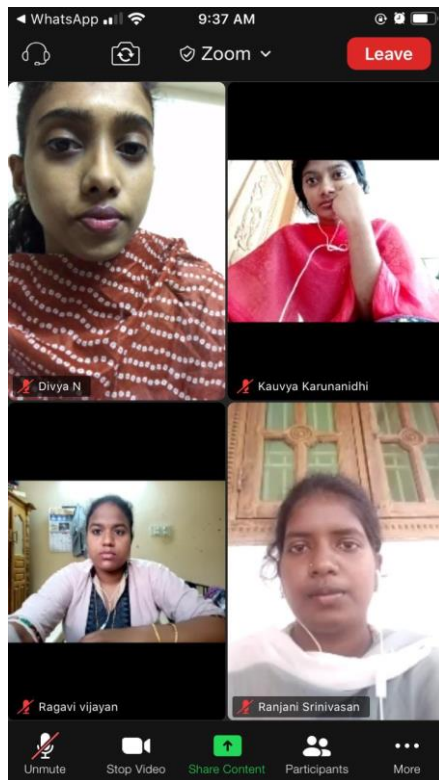
Meeting ID: 777 3013 6277  
 Password: pedo

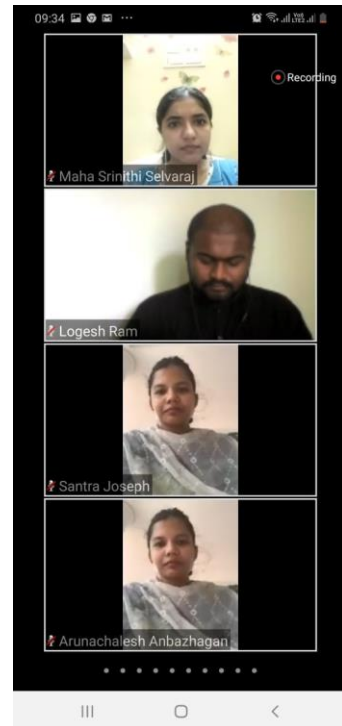
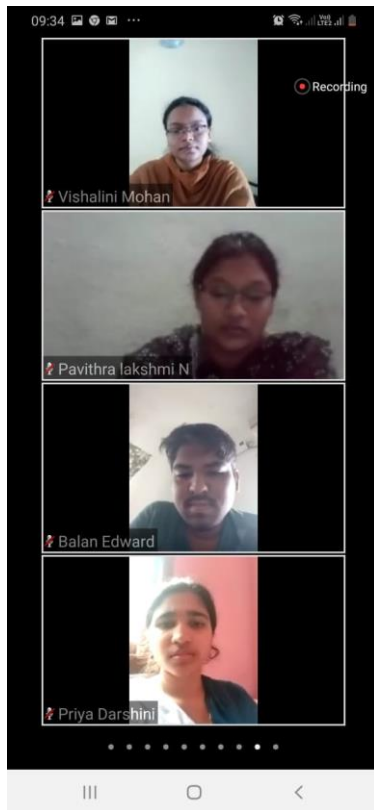
10:52 PM













09:35

Close **Participants (75)**

Search

- Senthil Eagappan AR (me)
- DC Devi Chandrika (host)
- Ram Prasath
- Aamina Afra
- AK Adithi Karthik
- AR Anusha R
- Arunachalesh Anbazhagan
- a Ateeq Ahamed
- B Balaji's iPhone
- Balan Edward
- C Chandhni's iPhone
- D Daya Srinivasan
- Deepika R M

Invite

09:35

Close **Participants (75)**

- DN Divya N
- GB Gautham B
- GP Gowtham PD
- Harini Prabha
- HR Harish Raghav
- Hema Suresh
- J Janani
- Jaya Kumar
- Jayabalan C
- Jineesh M
- Johnvee S
- KR Kadambari Ramaswamy
- KM Kanchana Mala

Invite

09:35

Close **Participants (75)**

- Kauvya Karunanidhi
- Kishan Kumar
- KR Kudiarasi Rajendran
- Lakshika Sree
- LC Lalitha Choudhary
- LR Logesh Ram
- MA M Aakifa
- M Abinandhan
- M M.Lakshmipriya
- Madhu Bala Sermarajan
- Maha Srinithi Selvaraj
- M Meghana
- NF Naafia Fathima

Invite

09:35

Close **Participants (75)**

- Namarrathaa Sre
- Nawin Subhaganesh
- NN Neha Naomi
- Nehrthika Kumaresan
- P Agalya
- PK Padmajaa Krishnan
- Padmajee Selvaraj
- PL Pavithra lakshmi N
- PR Pavithra Rajkumar
- Pavithra RathinaSwamy
- P Prabhavathi.s
- P prasanth
- Priya Darshini
- P Privanqa.V

Invite

09:36

Close **Participants (75)**

- P Priyanga.V
- Ragavi vijayan
- R Rakshanaa Jeevan
- RS Ranjani Srinivasan
- S sanjana
- Santra Joseph
- SN Shindhuja N
- SS Shivani Sivaramakrishnan
- SR Shweta Ranjith
- Sophia srikanth
- Sowmya Natarajan
- SS Sruthi S
- SK Suba Keerthi

Invite

09:36

Close **Participants (75)**

- Sophia srikanth
- Sowmya Natarajan
- SS Sruthi S
- SK Suba Keerthi
- Subashini Natarajan
- SV Sureka Varatharaj
- Surya Nandakumar
- TS Tamil Selvan
- VJ Vikneshwari Jayabalan
- VM Vishalini Mohan
- Vishnu Kumar
- Yuvarani Muthu Kumar
- Harish P
- Thouseef Ahmed

Invite



## DEPARTMENT OF PEDODONTICS & PREVENTIVE DENTISTRY

### FINAL YEARS E-CLINIC

Topic : Sealants  
 Date : 19.05.2020  
 Time : 11: 30 am  
 Faculty : Dr. Senthil Eagappan  
 instructor  
 Faculty : Dr. Daya Srinivasan  
 attended : Dr. Divya, Dr. Devi  
 Students : Final Years Aug 19-20 – 6/7  
 Final Year Feb 20-21 – 1/1  
 Batch : Aug B1 ; Feb E1  
 Absentee : Aug 19-20 - Balaji  
 Platform : ZOOM



Join our Cloud HD Video Meeting now

Zoom is the leader in modern enterprise video communications, with 100+ million users worldwide. Join now.

us04web.zoom.us

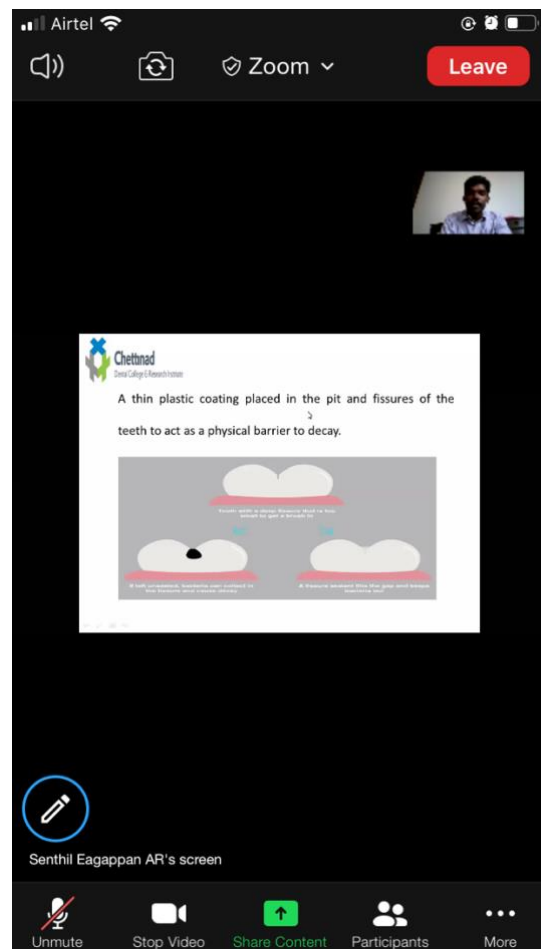
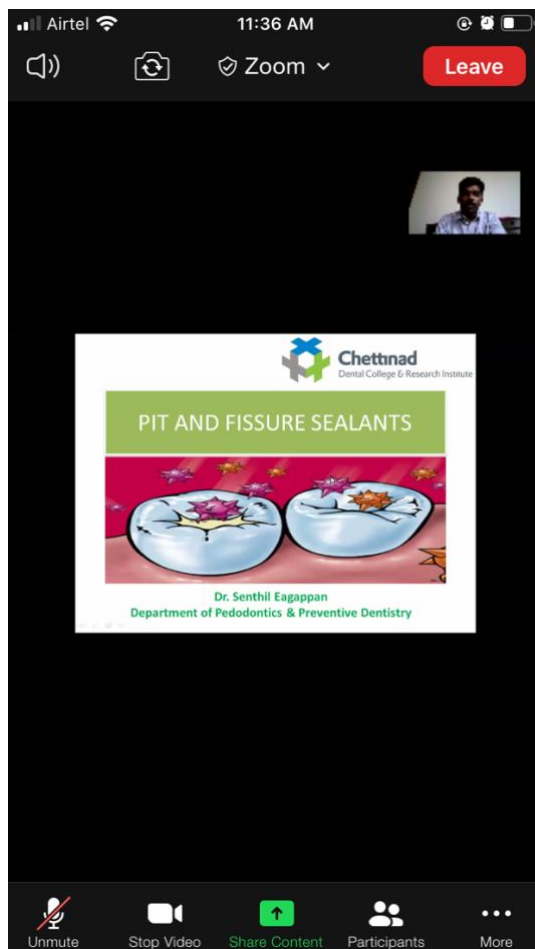
Senthil Eagappan AR is inviting you to a scheduled Zoom meeting.

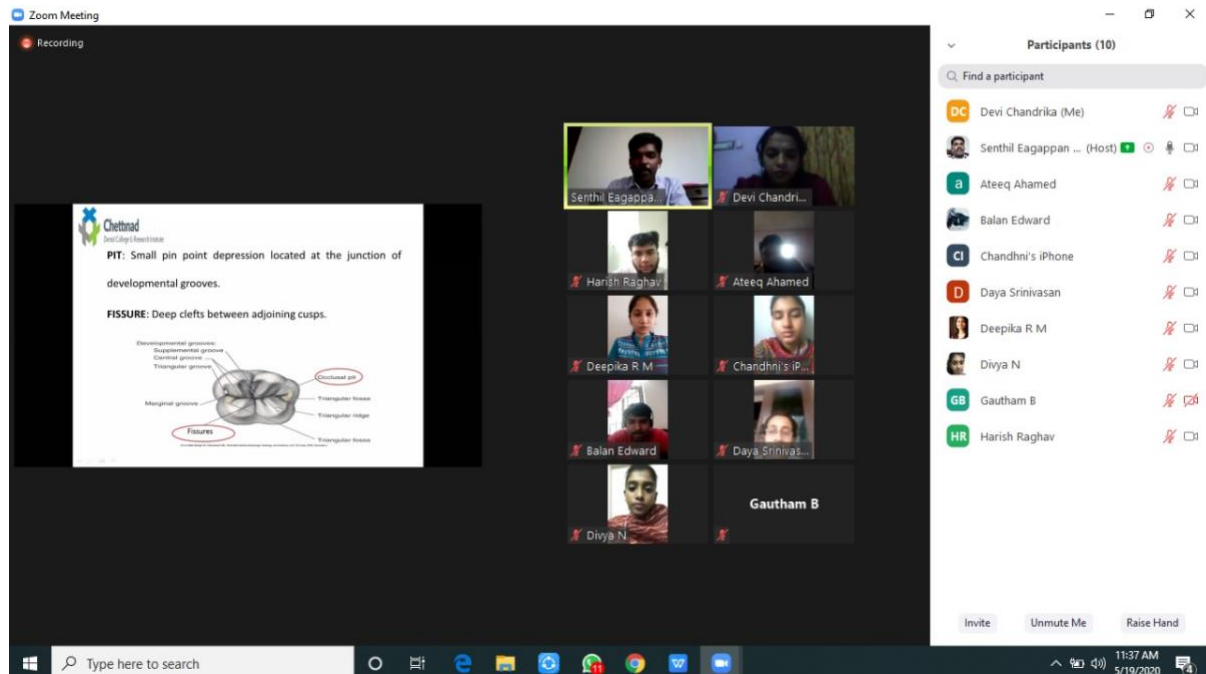
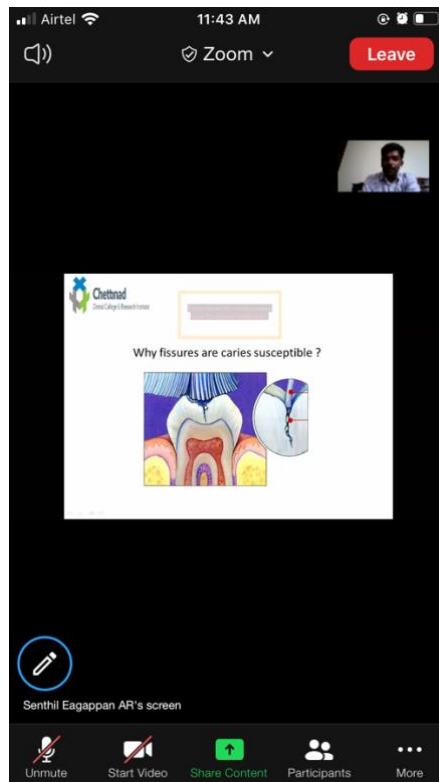
Topic: Final year E-Clinics discussion- Sealants  
 Time: May 19, 2020 11:30 AM Mumbai, Kolkata, New Delhi

Join Zoom Meeting  
<https://us04web.zoom.us/j/8428563609?pwd=M2RpMEVFTWRmRlFvN3RkRThyYXkZz09>

Meeting ID: 842 856 3609  
 Password: pedo

6:52 AM







Zoom Meeting 40-Minutes You are viewing Senthil Eagappa AR's screen View Options

Recording Speaker View

**INDICATIONS AND CONTRAINDICATIONS**

Criteria	Best	Do not seal
Tooth age	Recently erupted tooth	Partially erupted tooth, teeth that are class I or A or more than 4 years
Tooth type	Molar	Premolar, except when caries risk is high
Occlusal morphology	Deep, narrow retentive pits and fissures	Shallow, wide self-cleaning pits and fissures
Status of proximal surface	Sound	Cavous
Isolation	Teeth that can be isolated	Teeth that cannot be isolated

Participants (14)

Find a participant

- Devi Chandrika (Me)
- Senthil Eagappa... (Host)
- Ateeq Ahamed
- Balan Edward
- Chandhini's iPhone
- Deepika R M
- Divya N
- Gautham B
- Harish Raghav
- Rinshi Fasal
- Saishruthi HN
- Siddharth A
- Daya Srinivasan
- Sriram pugalethi

Unmute Start Video Participants Chat Share Screen Record Reactions Leave

Type here to search

11:50 AM 5/19/2020

Airtel 11:35 AM Zoom Leave

Divya N Senthil Eagappa AR

Harish Raghav Ateeq Ahamed

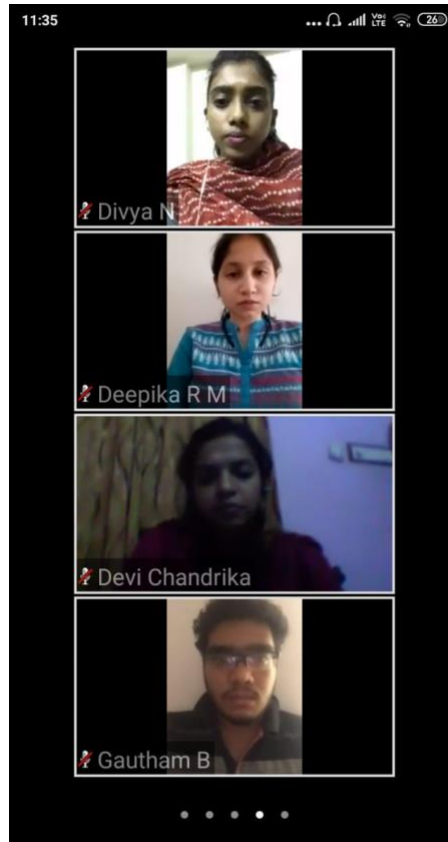
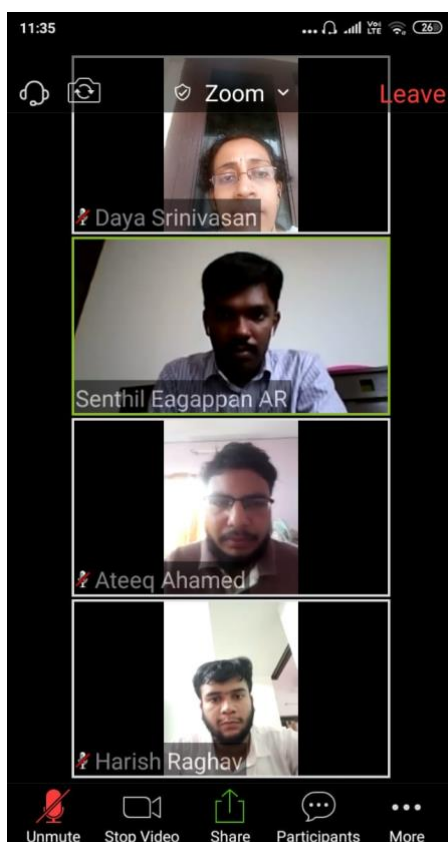
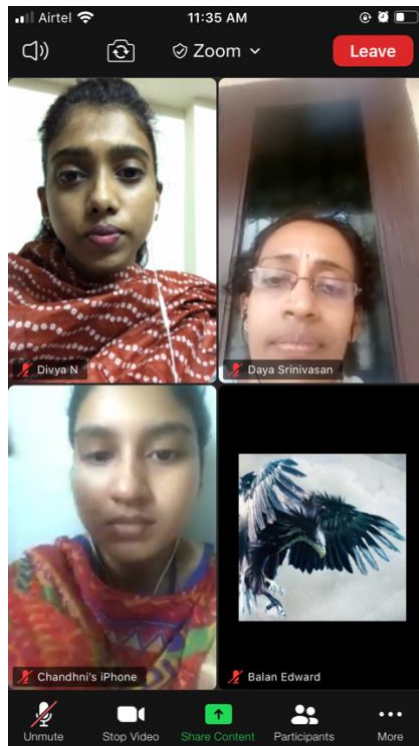
Unmute Stop Video Share Content Participants More

Airtel 11:35 AM Zoom Leave

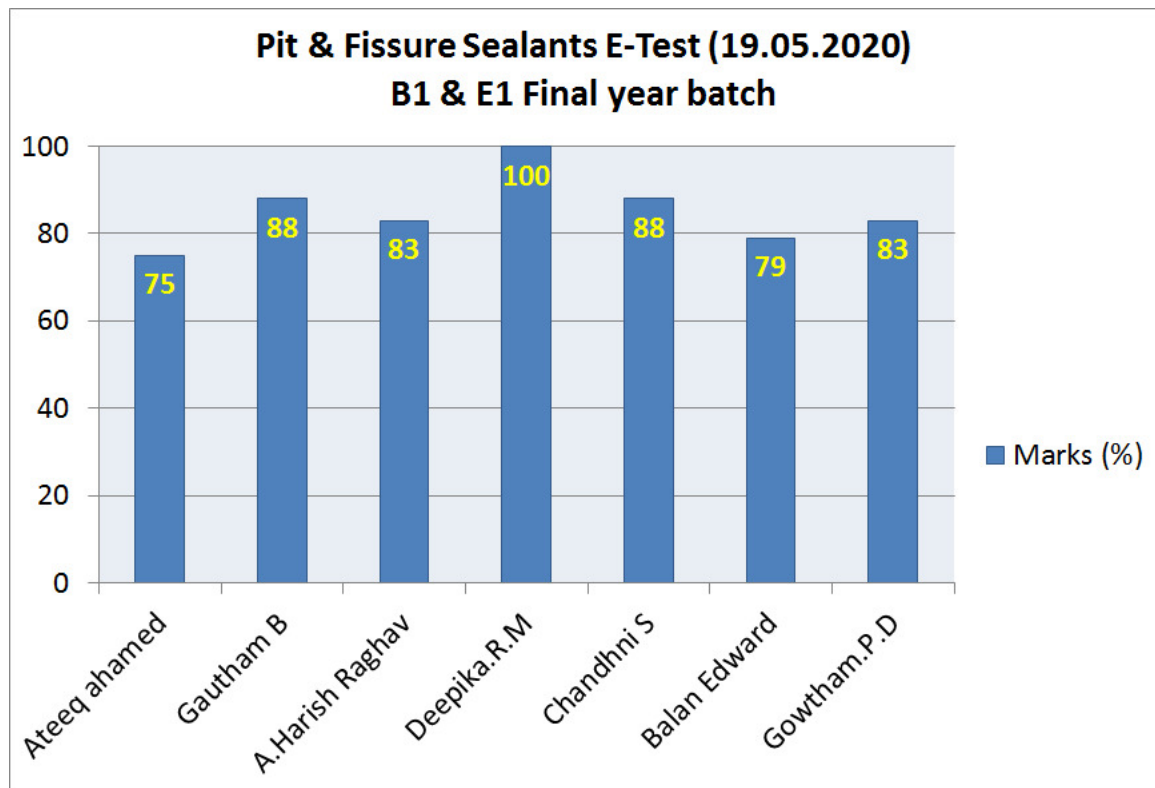
Divya N Deepika R M

Devi Chandrika Gautham B

Unmute Stop Video Share Content Participants More









## DEPARTMENT OF PEDODONTICS & PREVENTIVE DENTISTRY

### FINAL YEARS E-CLINIC

Topic : Space Maintainers  
 Date : 20.05.2020  
 Time : 11: 30 am  
 Faculty : Dr.Divya  
 instructor  
 Faculty : Dr.Daya Srinivasan, Dr. Senthil  
 attended Eagappan, Dr.Devi  
 Students : Final Years Aug 19-20 –6/7  
 Final Year Feb 20-21 – 1/1  
 Batch : Aug B1 ; Feb E1  
 Absentee : Aug B1- Gautam B  
 Platform : ZOOM

**zoom** Join our Cloud HD Video Meeting now  
 Zoom is the leader in modern enterprise  
 us04web.zoom.us


Divya N is inviting you to a scheduled Zoom meeting.

Topic: Space Maintainers E-Clinic  
 Time: May 20, 2020 11:30 AM Mumbai, Kolkata, New Delhi

Join Zoom Meeting  
<https://us04web.zoom.us/j/77284652404?pwd=Rnlmbk9TTXgySExMTm0xZWg2SDZ6Zz09>

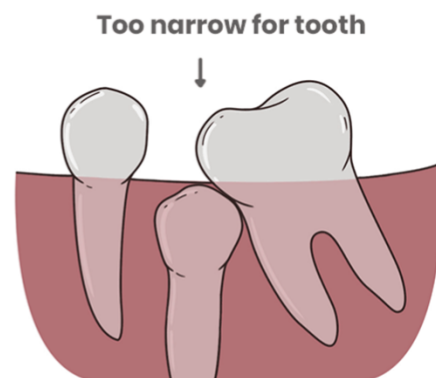
Meeting ID: 772 8465 2404  
 Password: pedo

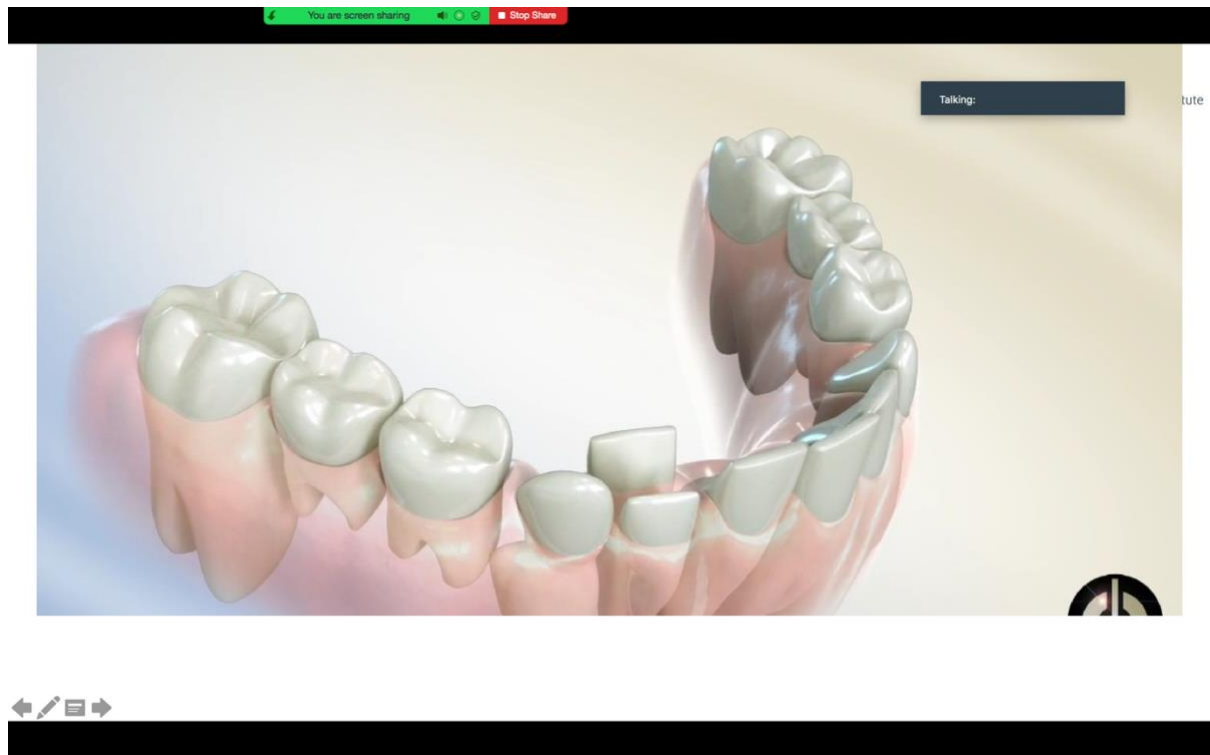
9:09 AM ✓



## SPACE MAINTAINERS

DEPARTMENT OF PEDIATRIC  
DENTISTRY  
DR.DIVYA.N






## RIBBOND SPACE MAINTAINER


Direct bonded space maintainer


**Design:**  
Fibre reinforced composite resin




Talking: Divya N


**A**





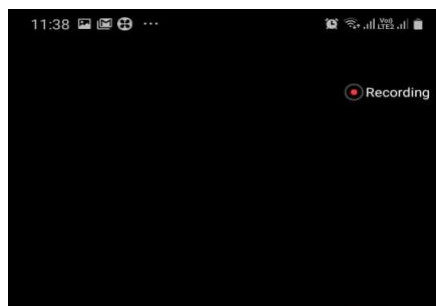
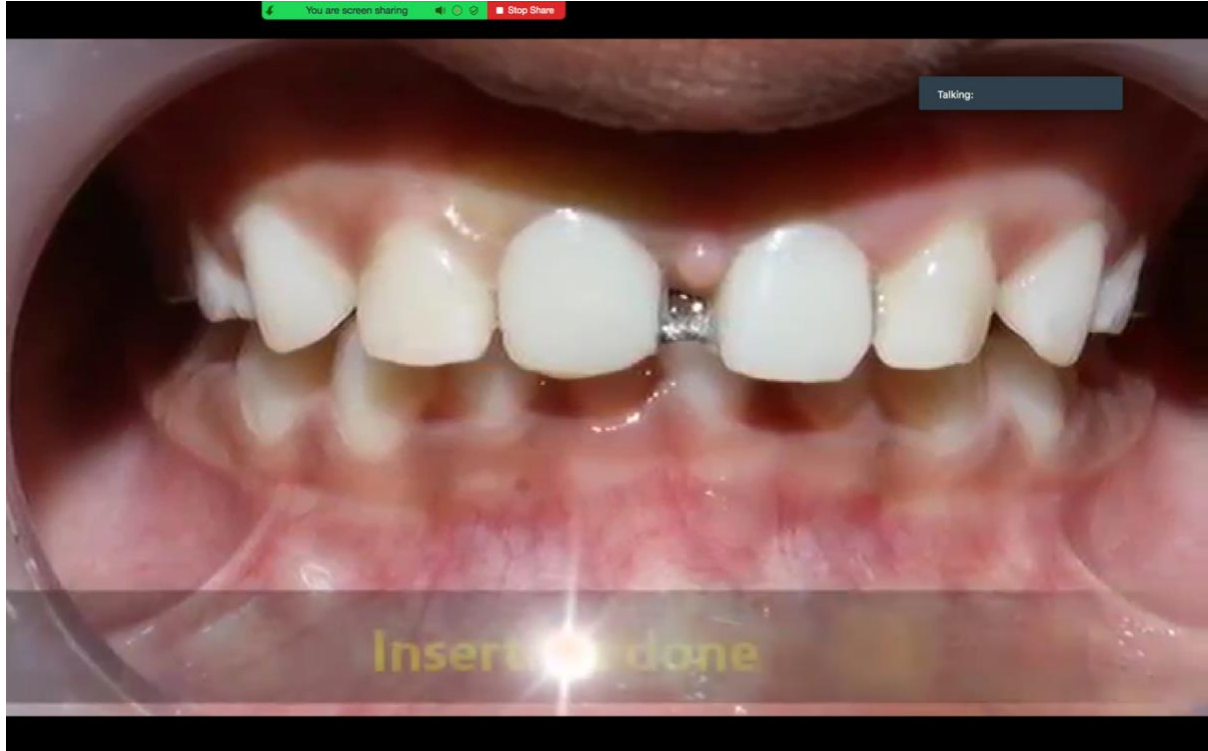
**B**





b.





### BAND AND LOOP SPACE MAINTAINER

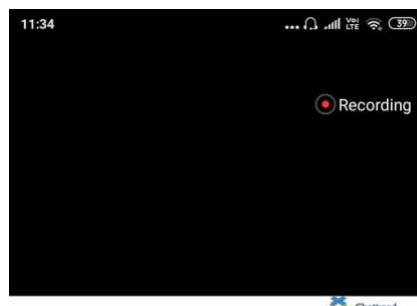
Unilateral, nonfunctional, passive, fixed

#### Indications

1. Premature loss of 1<sup>st</sup> primary molar tooth

#### Design:

- Design of wire loop
- 0.036 inch wire - loop



### CLASSIFICATION

#### According to function:

- Removable or fixed or semi-fixed
- With bands or without bands
- Functional or nonfunctional
- Active or passive
- Certain combinations of the above

#### According to Reston C. Thorne:

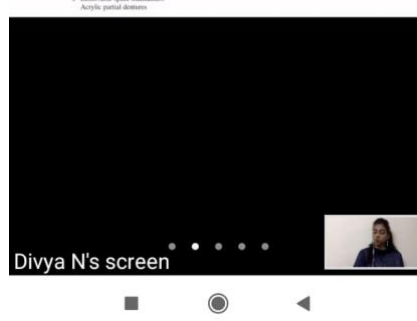
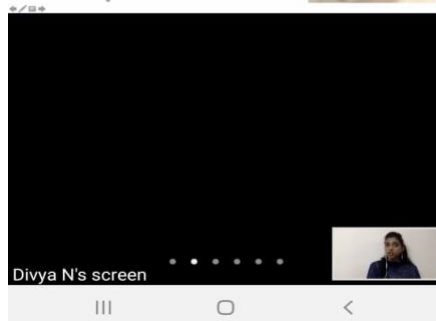
- Removable
- Complete arch - lingual arch and external anchorage
- Individual tooth

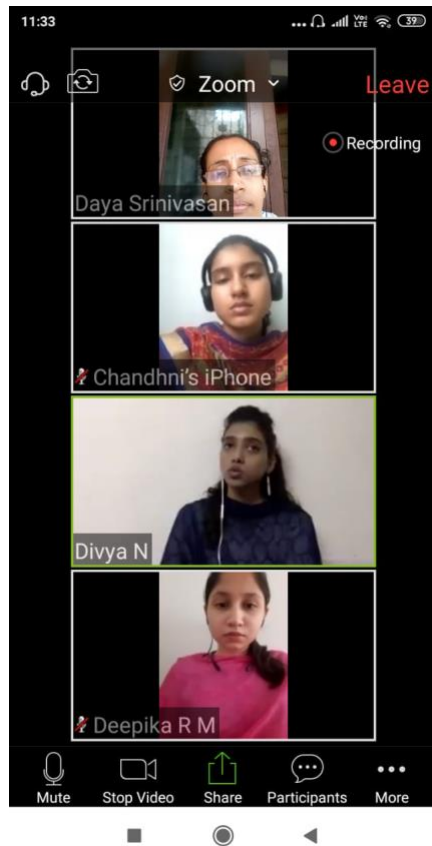
#### According to Hirsch:

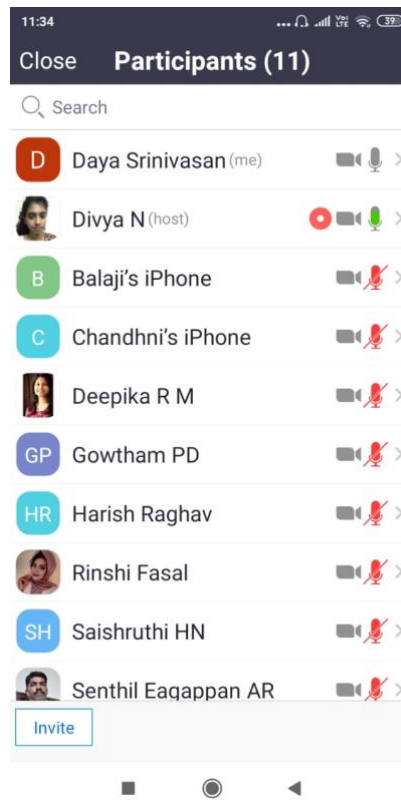
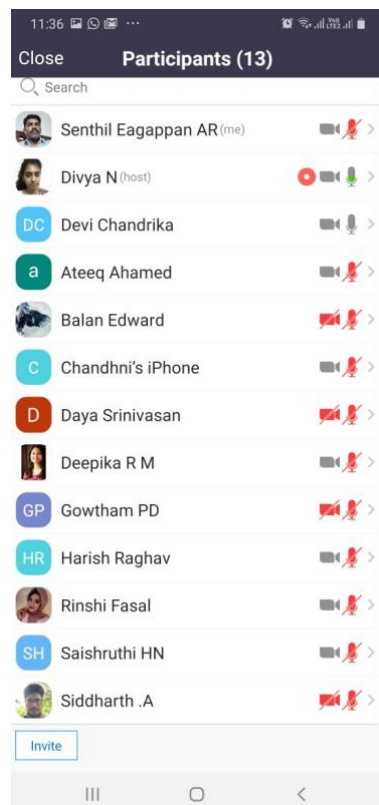
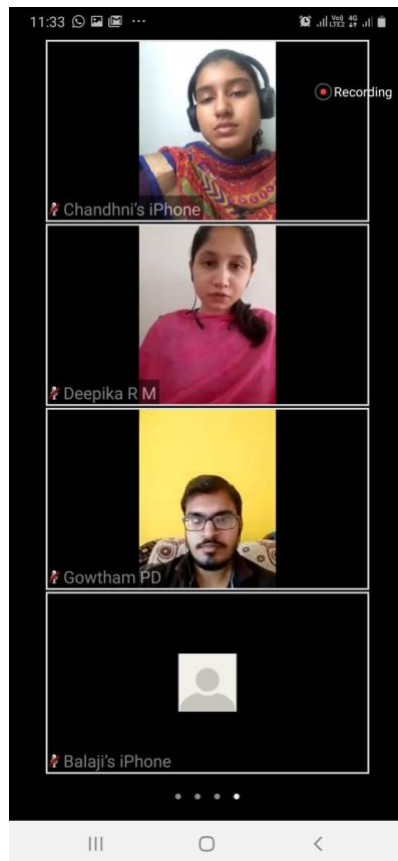
- Fixed space maintainers
- Class I
  - Nonfunctional types - bar type, loop type
  - Functional types - pontic type, lingual arch type
- Class II
  - Combination type (distal shoe, band and loop)
  - Removable space maintainers
  - Acrylic partial dentures


#### According to the anchorage and support available, space maintainers can be classified as:

- I. Semi-fixed type space maintainer
  - Crown-distal shoe space maintainer
  - Crown-loop space maintainer
  - Band-loop space maintainer
- II. Fixed type space maintainer
  - Lingual holding arch space maintainer
  - Nance's holding arch
- III. Acrylic partial denture
  - Acrylic partial denture
  - Complete denture









## DEPARTMENT OF PEDODONTICS & PREVENTIVE DENTISTRY

### FINAL YEARS E-CLINIC

Topic : Chairside Behaviour Management Techniques  
 Date : 21.05.2020  
 Time : 11: 30 am  
 Faculty : Dr.Devi  
 instructor  
 Faculty : Dr.Daya Srinivasan, Dr. Senthil  
 attended Eagappan, Dr.Divya  
 Students : Final Years Aug 19-20 –6/6  
 Final Year Feb 20-21 – 1/1  
 Batch : Aug A2 ; Feb D2  
 Absentee : -  
 Platform : ZOOM

**Join our Cloud HD Video Meeting now**  
 Zoom is the leader in modern enterprise  
[us04web.zoom.us](https://us04web.zoom.us)

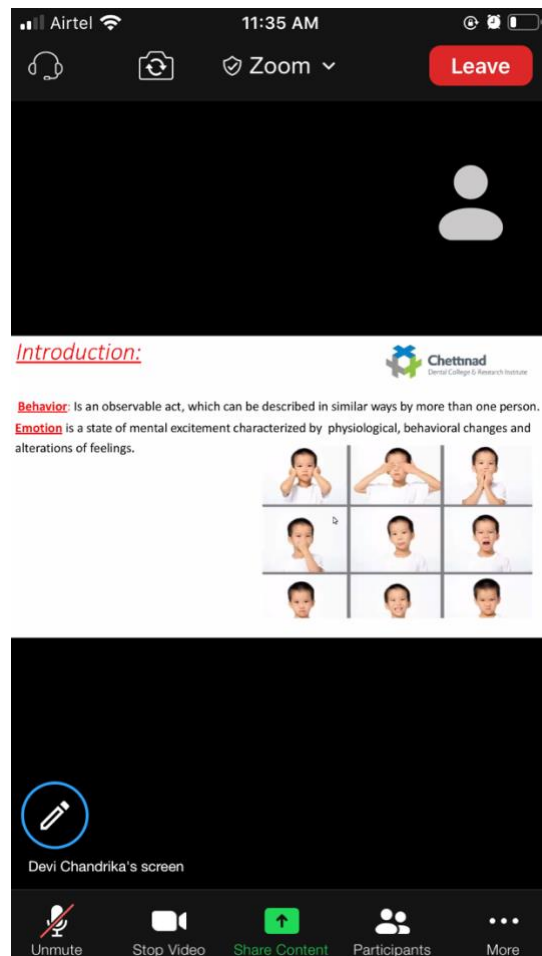
Devi Chandrika is inviting you to a scheduled Zoom meeting.

Topic: Final year E-Clinics  
 Time: May 21, 2020 11:30 AM Mumbai, Kolkata, New Delhi

Join Zoom Meeting  
[https://us04web.zoom.us/j/71826407602?](https://us04web.zoom.us/j/71826407602?pwd=YTg5TEhsUVlMTXMzOEIudmRaeTlGdz09)  
[pwd=YTg5TEhsUVlMTXMzOEIudmRaeTlGdz09](https://us04web.zoom.us/j/71826407602?pwd=YTg5TEhsUVlMTXMzOEIudmRaeTlGdz09)

Meeting ID: 718 2640 7602  
 Password: pedo

10:02 AM






11:36 AM

Zoom

Leave

**2 LACKING CO-OPERATIVE BEHAVIOR:-**

-This behavior is contrast to co-operative child.  
-Includes very young child (<2.5years) or with specific debilitating or handicapping conditions.



Devi Chandrika's screen

Unmute Stop Video Share Content Participants More

11:36 AM

Zoom


Leave

**3- POTENTIALLY CO-OPERATIVE BEHAVIOR:**

- Differs from a child lacking cooperative ability in that this child is able to cooperate and is physically and medically fit.  
- Potentially cooperative group are further categorized as follows:

**A- Uncontrolled behavior:-**

- Seen in 3-6 years.
- Tantrum may begin in the reception area or even before.
- Tears, loud crying, physical lashing out and flailing of hands and legs all suggestive of a state of acute anxiety or fear.



**B- Defiant behavior:-**

- Can be found in all ages, more typical in the elementary school group.
- Distinguished by "I don't want to" or "I don't have to" or "I wont".
- Once won over, these children frequently become highly cooperative.

Unmute Stop Video Share Content Participants More

11:39 AM

Zoom

Leave

**FACTORS INFLUENCING CHILD'S BEHAVIOR:-**

**1-FACTOR INVOLVING THE CHILD:-**

- Growth and development
- Past dental experience
- Social and adaptive skill
- Position of child in the family

**2- FACTORS INVOLVING THE PARENTS:-**

- Family influence
- Parent-child relationship
- Maternal anxiety
- Attitude of parents to dentistry



Unmute Start Video Share Content Participants More

11:40 AM

Zoom

Leave

**Behavior management can be achieved by basically two methods:-**

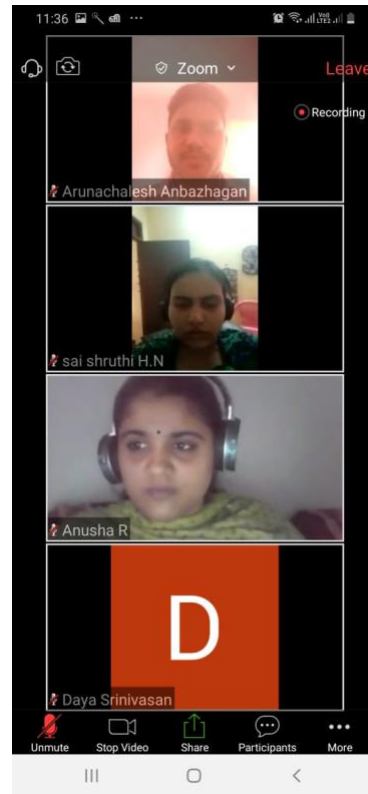
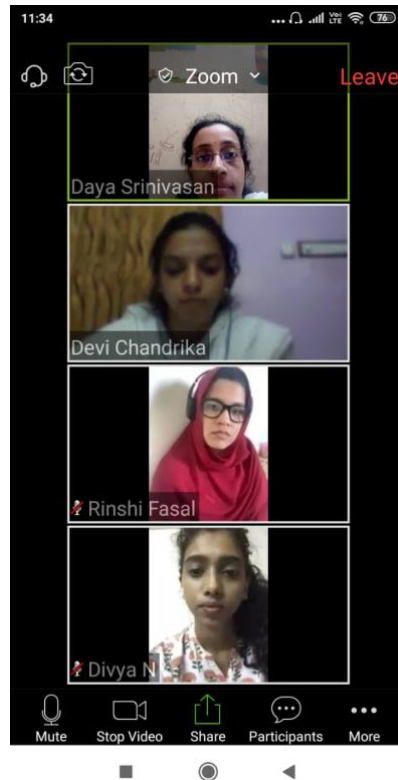
**A- Non pharmacological methods**

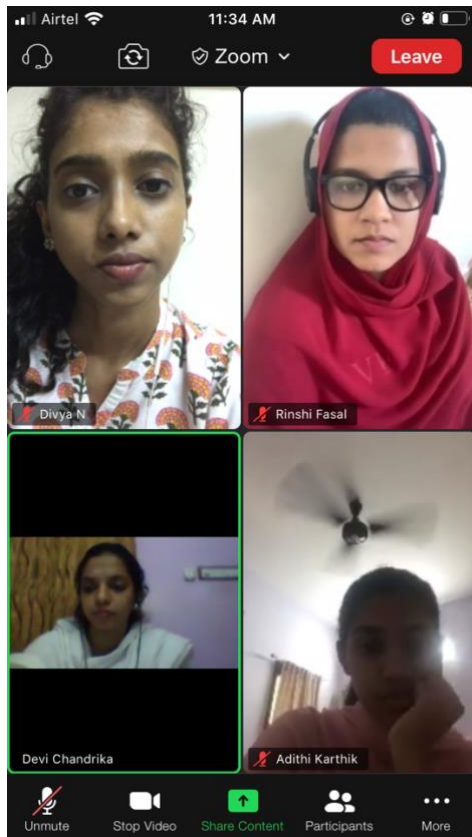
- Communication.
- Tell-show do technique.
- Modelling.
- Positive and negative reinforcement
- Distraction
- Voice control
- Retraining
- HAND OVER MOUTH TECHNIQUE
- Physical immobilization

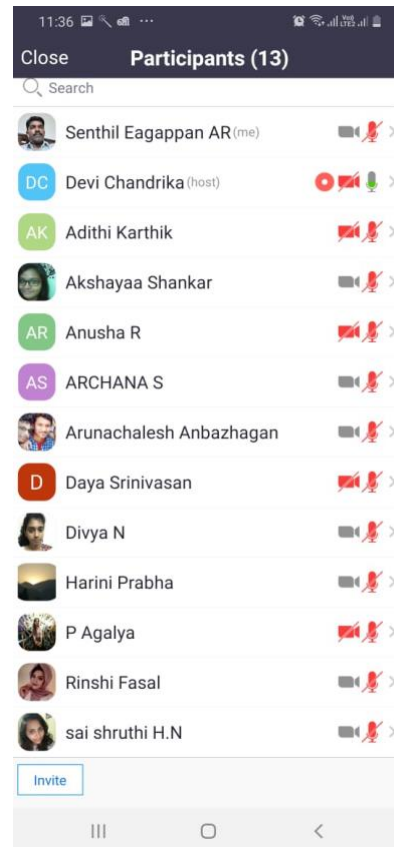
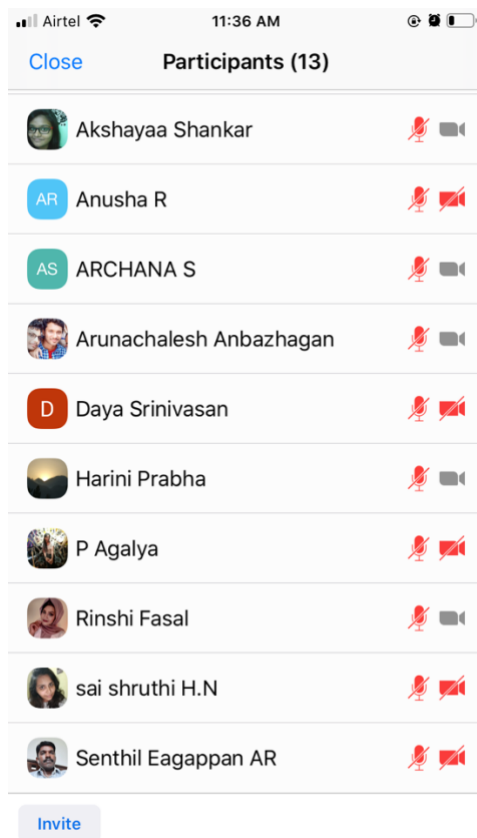
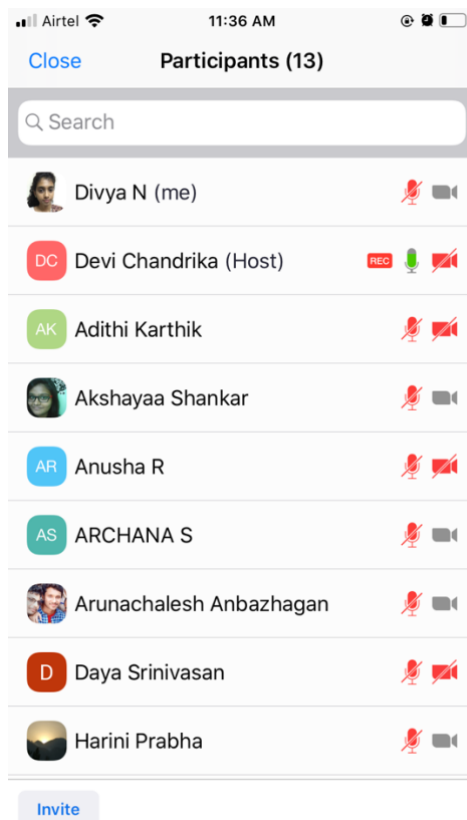
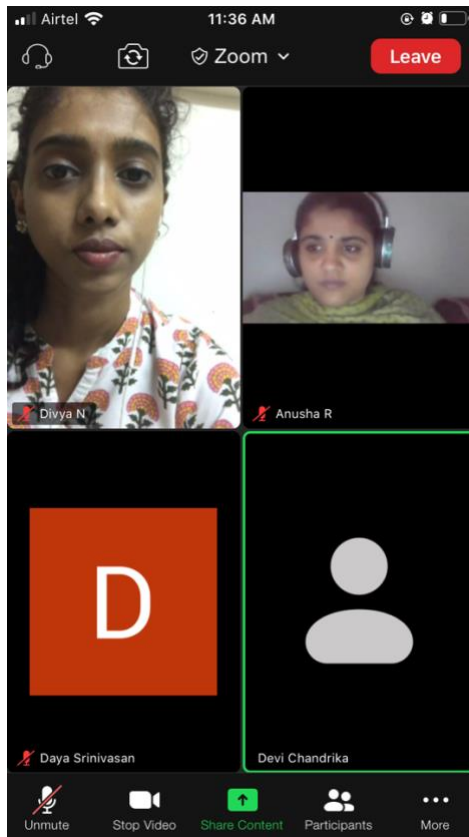
**B-pharmacological methods**

- Conscious sedation:
  - Nitrous/Oxide Inhalation
- General Anesthesia

Unmute Start Video Share Content Participants More









## DEPARTMENT OF PEDODONTICS & PREVENTIVE DENTISTRY

### FINAL YEARS E-CLINIC

Topic : Class II cavity Preparation  
 Date : 22.05.2020  
 Time : 11: 30 am  
 Faculty : Dr.Daya Srinivasan  
 instructor  
 Faculty : Dr. Senthil Eagappan,  
 attended Dr.Divya, Dr.Devi  
 Students : Final Years Aug 19-20 –6/6  
 Final Year Feb 20-21 – 1/1  
 Batch : Aug A2 ; Feb D2  
 Absentee : -  
 Platform : ZOOM



Join our Cloud HD Video Meeting now  
 Zoom is the leader in modern enterprise  
[us04web.zoom.us](https://us04web.zoom.us)

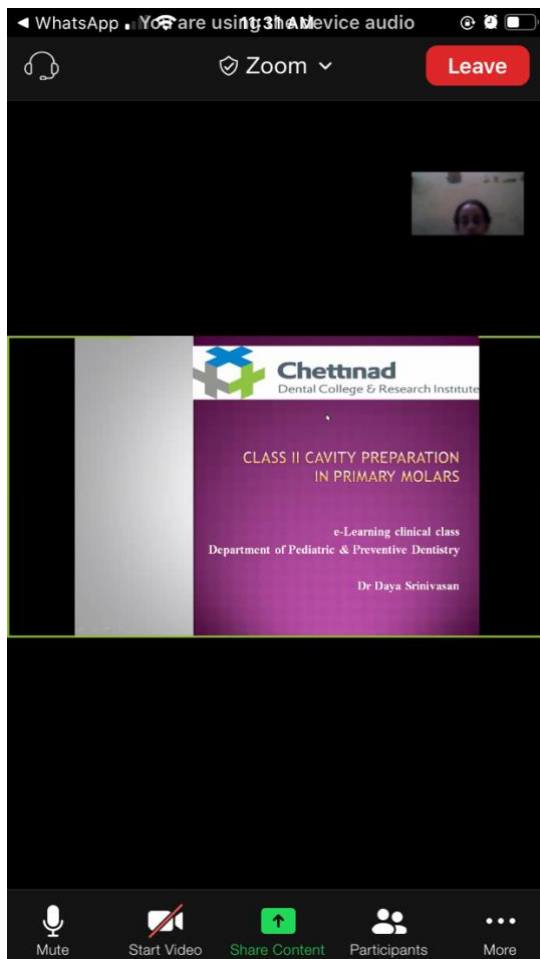
Daya Srinivasan is inviting you to a scheduled Zoom meeting.

Topic: Daya Srinivasan's Zoom Meeting  
 Time: May 22, 2020 11:30 AM India

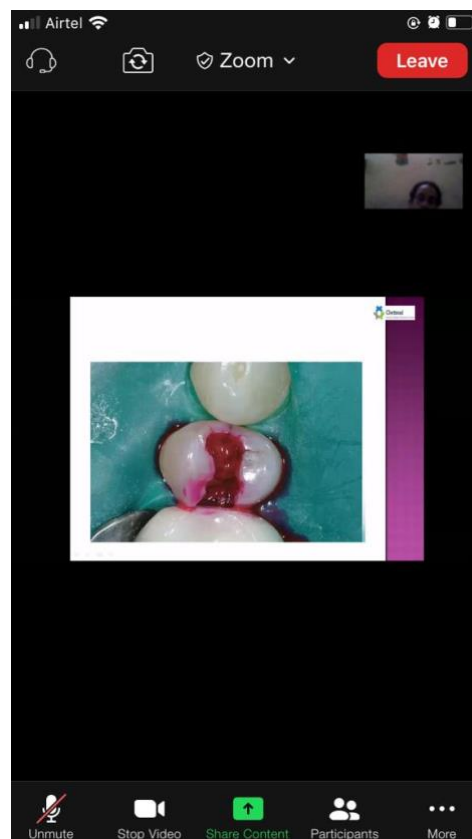
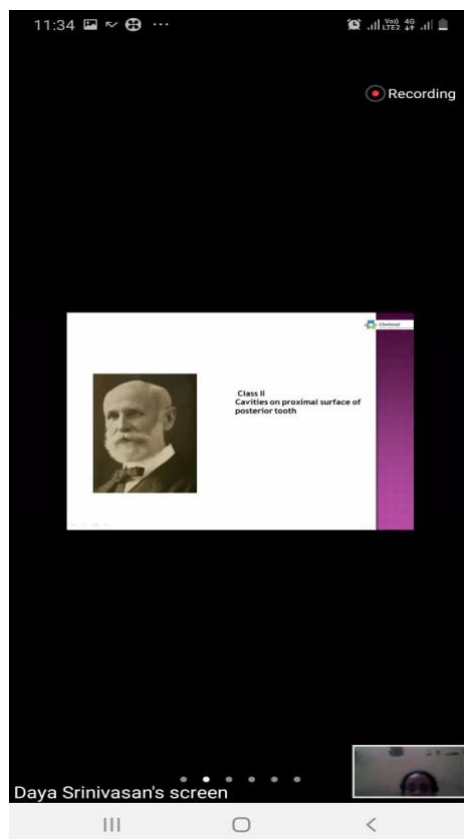
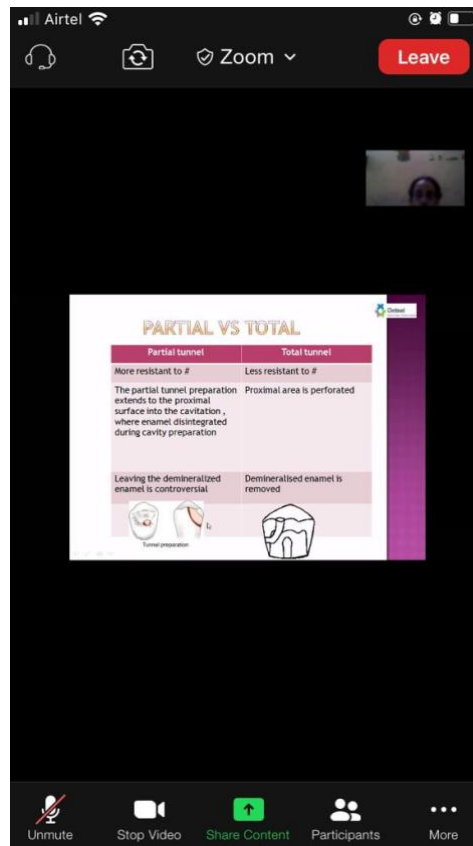
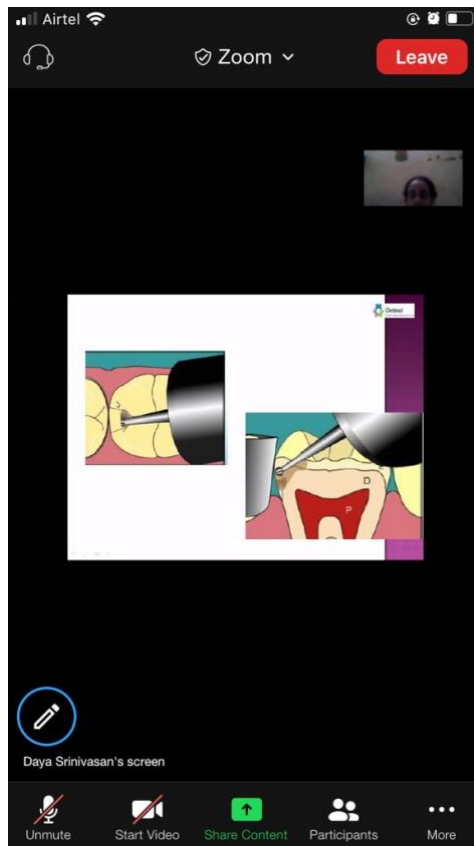
Join Zoom Meeting  
[https://us04web.zoom.us/j/6664598002?pwd=z\\_NJGfjZjxt-7i38QxP9jDM514c](https://us04web.zoom.us/j/6664598002?pwd=z_NJGfjZjxt-7i38QxP9jDM514c)

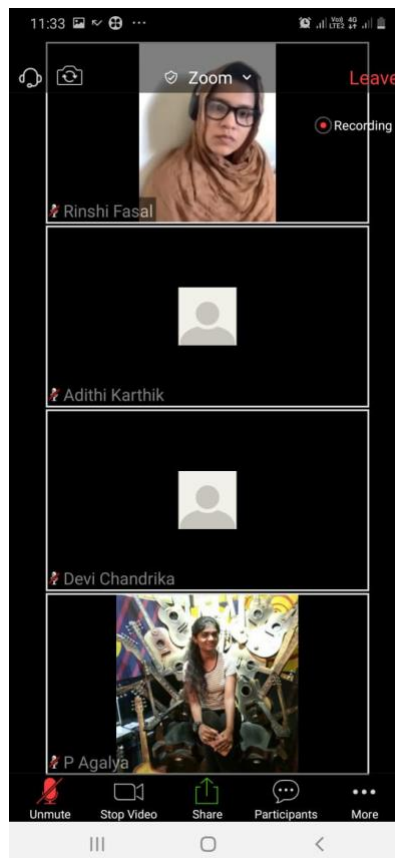
Meeting ID: 666 459 8002  
 Password: pedo

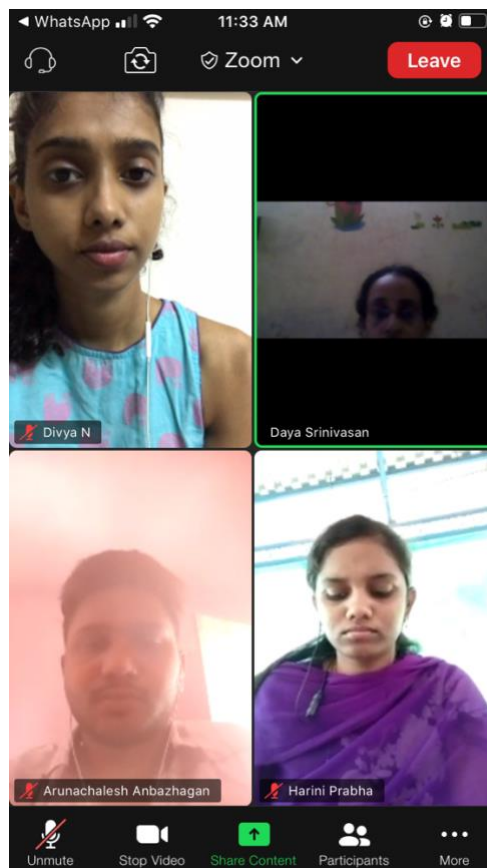
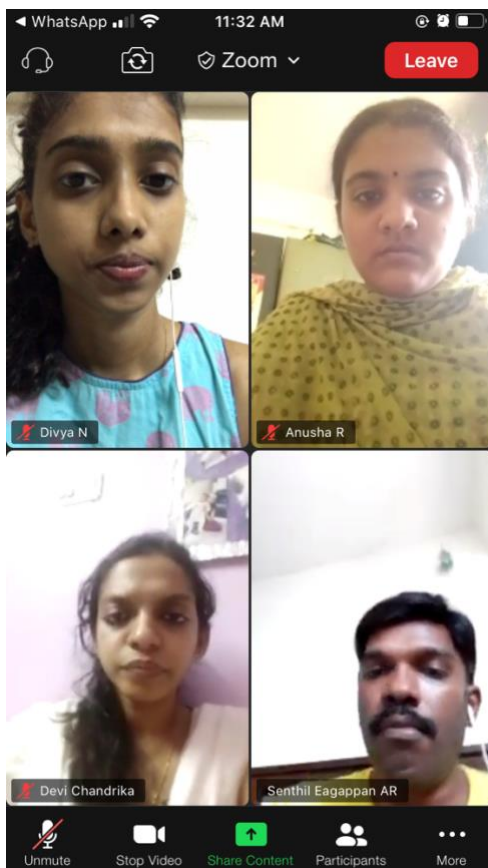
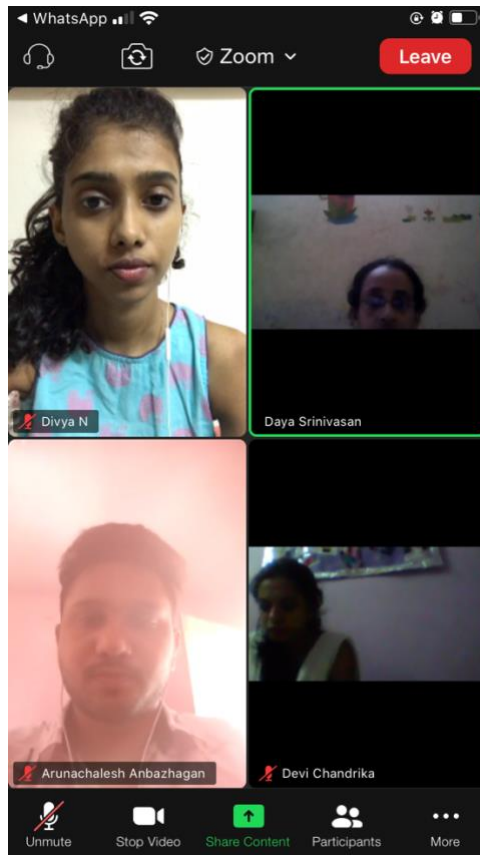
6:16 AM

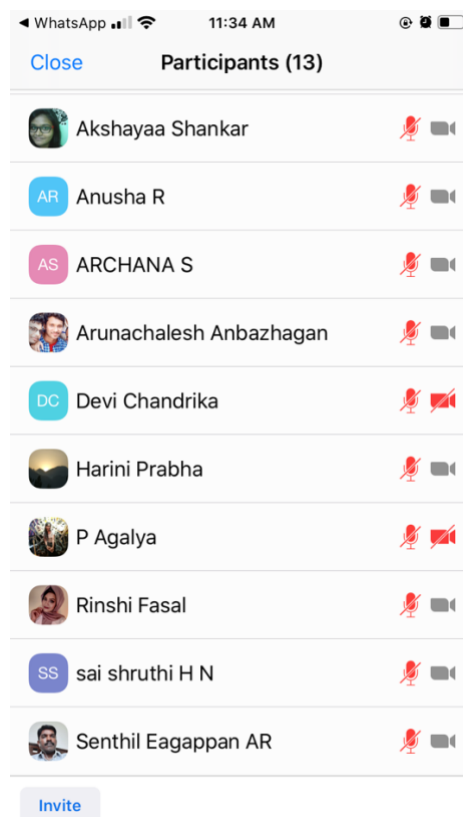
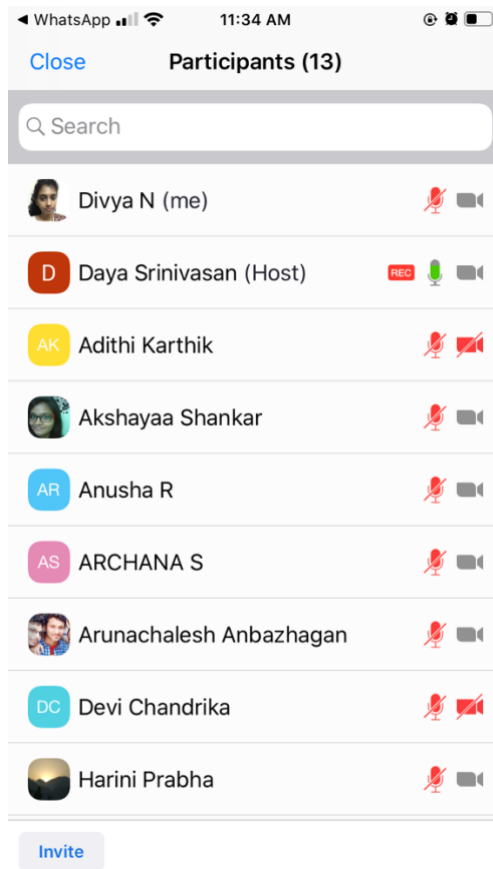
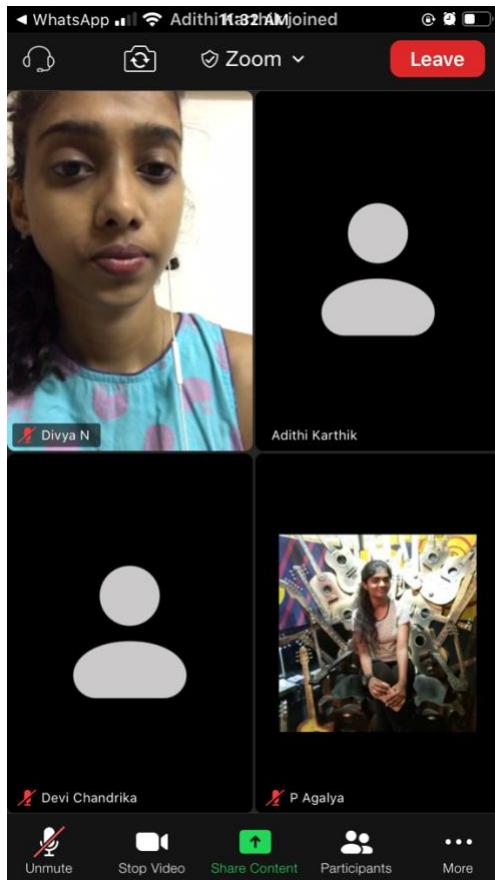








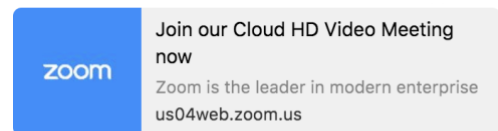




## DEPARTMENT OF PEDODONTICS & PREVENTIVE DENTISTRY

### FINAL YEARS E-CLINIC

Topic : Pulpotomy  
 Date : 23.05.2020  
 Time : 11: 30 am  
 Faculty : Dr. Senthil Eagappan  
 instructor  
 Faculty : Dr. Daya Srinivasan, Dr.Divya,  
 attended Dr.Devi  
 Students : Final Years Aug 19-20 –5/6  
 Final Year Feb 20-21 – 1/1  
 Batch : Aug A2 ; Feb D2  
 Absentee : Aug 19-20 - Agalaya  
 Platform : ZOOM



Senthil Eagappan AR is inviting you to a scheduled Zoom meeting.

Topic: Pulpotomy E-Clinics Discussion  
 Time: May 23, 2020 11:30 AM Mumbai, Kolkata,  
 New Delhi

Join Zoom Meeting  
[https://us04web.zoom.us/j/8428563609?](https://us04web.zoom.us/j/8428563609?pwd=M2RpMEVFTWRmRlFvN3RkRThyYXZkZz09)  
[pwd=M2RpMEVFTWRmRlFvN3RkRThyYXZkZz09](https://us04web.zoom.us/j/8428563609?pwd=M2RpMEVFTWRmRlFvN3RkRThyYXZkZz09)

Meeting ID: 842 856 3609  
 Password: pedo

9:05 AM

