

CHETTINAD DENTAL COLLEGE AND RESEARCH INSTITUTE

DEPARTMENT OF PUBLIC HEALTH DENTISTRY

Reports for Week 10 (01.06.2020 to 06.06.2020)

Theory class sessions

S.No	Date	Batch	Lecture topic	Faculty	No of students participated
1	01.06.2020	Regular and Supplementary	MCQs on ART,DENTAL SEALANTS, FLUORIDES, BIOSTATISTICS	Dr.Nagappan Dr.Cyril Benedict	77/78 +7/7
2	06.06.2020	Regular	Health Economics	Dr.Cyril Benedict Dr.Nagaland	74/78
3	06.06.2020	Supplementary	Epidemiology of Oral cancer	Dr.Jagannatha.G.V Dr.Nagappan	7

Clinical discussions

S.No	Date	Batch	Lecture topic	Faculty	No of students participated
1	01.06.2020	Regular	WHO oral health assessment form-3	Dr.Cyril Benedict	13+ 2 PGs
2	02.06.2020	Regular	Pit and Fissure Sealants	Dr.Nagappan	13
3	02.06.2020 Session 2	Regular	Pit and Fissure Sealants+Quiz	Dr.Nagappan	13
4	03.06.2020	Regular	Planning and Evaluation Seminar by Naafia	Dr. Jagannatha GV Dr.Cyril Benedict	13 + 2 PGs
5	03.06.2020 S2	Regular	Seminar on waste management by Namrathasree	Dr. Jagannatha GV	13 + 2 PGs
6	03.06.2020 S3	Regular	Seminar on Mobile dental clinic by Nawin Subaganesh	Dr. Jagannatha GV	13 + 2 PGs
7	03.06.2020 S4	Regular	Combined session: Interns seminar on Dental management of patients with cardiac implant devices	Dr.Dilshad	13

8	04.06.2020	Regular	PRR	Dr.Cyril Benedict	13
9	04.06.2020 S2	Regular	Test on PRR	Dr.Cyril Benedict	13
10	05.06.2020	Regular	Seminar on "Health Care Delivery System" by Nehrthika	Dr.Nagappan	13
11	05.06.2020 S2	Regular	Seminar on Biostatistics by Neha COPRA by Padmajaa	Dr.Nagappan	13
12	06.06.2020	Regular	Revision test	Dr.Jagannatha.G.V	13
13	06.06.2020 S2	Regular	Revision questions and answers – Discussion	Dr.Jagannatha.G.V	13
14	06.06.2020 S3	Regular	Seminar on 'Sewage water treatment process and the plant Design'	Dr.Jagannatha.G.V	13

DEPARTMENT OF PUBLIC HEALTH DENTISTRY

THEORY e- CLASS REPORT.

THEORY E –CLASS REPORT

TIMING: 2:00PM - 3:45PM

DATE: 01/06/2020

FACULTY INCHARGE: Dr. NAGAPPAN N (Faculty Incharge)

Dr.Cyril Benedict

STUDENT INCHARGE: SNEHA . D

STUDENTS PRESENT: 4TH YEAR REGULAR BATCH: 77/78

SUPPLEMENTARY BATCH: ALL PRESENT

STUDENTS ABSENT: ARU DHARUNYA

DISSCUSSION TOPIC: MCQs on ART,PIT AND FISSURE SEALANTS, SYSTEMIC AND TOPICAL FLUORIDES, BIOSTATISTICS

SUMMARY :



We the final year students had quiz in which we were divided into teams based on posting batches and had a interactive session on topics ART, PIT AND FISSURE SEALANTS,SYSTEMIC AND TOPICAL FLUORIDES AND BIOSTATISTICS. All the batches participated with equal enthusiasm and sir explained about the production of APF and its fluoride realese by it and also discussed about the optimal levels of fluoride, WHO recommendation and India level of fluoride . Sir also gave a brief note on distribution and central tendancy .



ATTENDANCE SHEET



2:15 PM
4G
67%



Close
Participants (81)



Search



 Sneha D (me)




 Vikraman J (host)




 Dr Nagappan N




 Aamina Afra




 Achsa Evangelin




 Adithi




 Akshayaa Shankar


 Anusha R


 ARCHANA.S


 Arunachalesh Anbazhagan




 Ateeq Ahamed




 P. L. V. S.




Invite



2:22 p.m.
28%



Close
Participants (84)



 Nehrthika Kumaresan




 P Agalya




 Padmajaa Krishnan




 Padmajee Selvaraj




 Pavithra lakshmi N


 Pavithra Rajkumar










































 Pavithra Rathinaswamy










































 Prabhavathi.s


 Priya Darshini






























































 Priyanga.V









































Invite

Close Participants (84)			Close Participants (84)		
	Chandhni Shanker			Akshayaa Shankar	
	Deepika R M			ARCHANA.S	
	Dhanesh Bala			Arunachalesh Anbazhagan	
	Gautham B			Ateeq Ahamed	
	Gowtham PD			Balaji's iPhone	
	H. Pavithra			Balan Edward	
	Harini Prabha			Chandhni Shanker	
	Harish P			Deepika R M	
	Harish Raghav			Dhanesh Bala	
	Hema Suresh			Gautham B	
Invite			Invite		

Close Participants (84)			Close Participants (84)		
	shruthi priya			Harish Raghav	
	Shweta Ranjith			Hema Suresh	
	Sowmya Natarajan			Janani	
	Sruthi S			Jaya Kumar	
	Suba Keerthi			Jayabalan C	
	Subashini Natarajan			Jineesh M	
	Sureka Varatharaj			Johnvee S	
	Surya Nandakumar			Kadambari Ramaswamy	
	Tamil Selvan			Kanchana Mala	
	Varshini Venkat			Kauvya Karunanidhi	
Invite			Invite		

Close Participants (84)			Close Participants (84)		
SS	Sruthi S	  >	SK	Suba Keerthi	  >
SK	Suba Keerthi	  >		Subashini Natarajan	  >
	Subashini Natarajan	  >	SV	Sureka Varatharaj	  >
SV	Sureka Varatharaj	  >		Surya Nandakumar	  >
	Surya Nandakumar	  >	TS	Tamil Selvan	  >
TS	Tamil Selvan	  >	VV	Varshini Venkat	  >
VV	Varshini Venkat	  >	VJ	Vikneshwari Jayabalan	   >
VM	Vishalini Mohan	  >	VM	Vishalini Mohan	  >
	Vishnu Kumar	  >		Vishnu Kumar	  >
	Yuvarani Muthu Kumar	  >		Yuvarani Muthu Kumar	  >
Invite			Invite		

Close Participants (84)			Close Participants (84)		
	Kauvya Karunanidhi	  >		M.Lakshmipriya	  >
	Kishan Kumar	  >		Madhu Bala Sermarajan	  >
	Kudiarasi Rajendran	  >		Maha Srinithi Selvaraj	  >
	Lakshika Sree	  >		Meghana Jayadev	  >
	Lalitha Choudhary	  >		Munira Begam	  >
	Logesh Ram	  >		Naafia Fathima	  >
	M Aakifa	  >		Namarrathaa Sre	  >
	M Abinandhan	  >		Nawin subhaganesh	  >
	M. Thouseef Ahmed	  >		Neha Naomi	  >
	M.Lakshmipriya	  >		Nehrthika Kumaresan	  >
Invite			Invite		

Close Participants (84)			Close Participants (84)		
 Search					
	prasanth (me)			Priyanga.V	
	Vikraman J (host)			Ragavi vijayan	
	Anusha R			Rakshanaa Jeevan	
	Dr Nagappan N			Ramu	
	Ram Prasath			Ranjani Srinivasan	
	Sneha D			sanjana	
	Aamina Afra			Santra Joseph	
	Achsah Evangelin			Sathiya Ganesan	
	Adithi			Shindhuja N	
				Shivani Sivaramakrishnan	
Invite			Invite		

WPS Office theory class mcqs.pptx

You are screen sharing Stop Share

Menu Home Insert Design Transitions Animation Slide Show Review View Tools Click to find commands

Paste Copy Format Painter From Current Slide New Slide Layout Section B I U S A X² X₂ Text Box Shapes

Outline Slides

48 Chettinad
49 Chettinad
50 Chettinad
51 Chettinad

50. The estimated probability of rejecting the null hypothesis of a study question when that hypothesis is true is the:

- (a) Sigma
- (b) Mean
- (c) P-value
- (d) Limit

Click to add notes

WPS Office theory class mcqs.pptx

Menu ▾ | Home | Insert | Design | Transitions | Animation | Slide Show | Review | View | Tools | Click to find commands

Paste ▾ | Copy | Format Painter | From Current Slide ▾ | New Slide ▾ | Layout ▾ | Reset | Section ▾ | B | I | U | S | A | X | Y | Click to find commands | Text Box ▾ | Shape ▾

Outline | Slides

16. Which of the following is not a measure of central tendency?
a) Mean
b) Mode
c) Median
d) Range

17. Which of the following is not a measure of dispersion?
a) Range
b) Standard deviation
c) Variance
d) Coefficient of variation

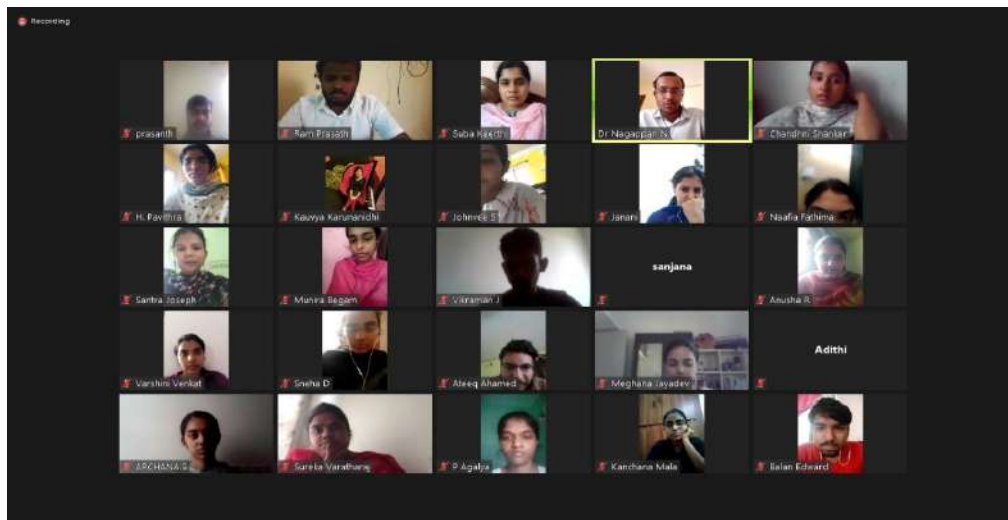
18. Which of the following is not a measure of correlation?
a) Pearson's correlation coefficient
b) Spearman's rank correlation coefficient
c) Kendall's tau correlation coefficient
d) Chi-square correlation coefficient

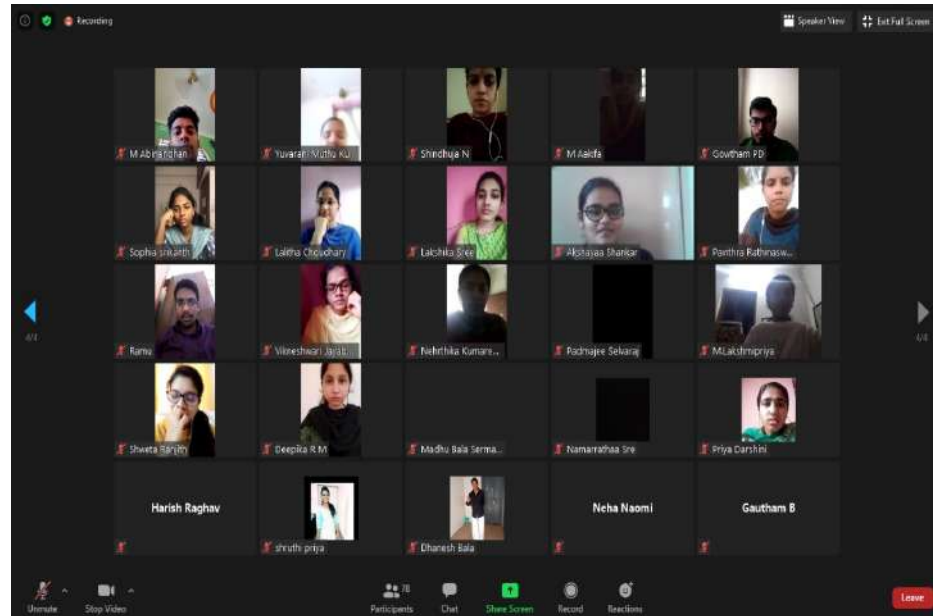
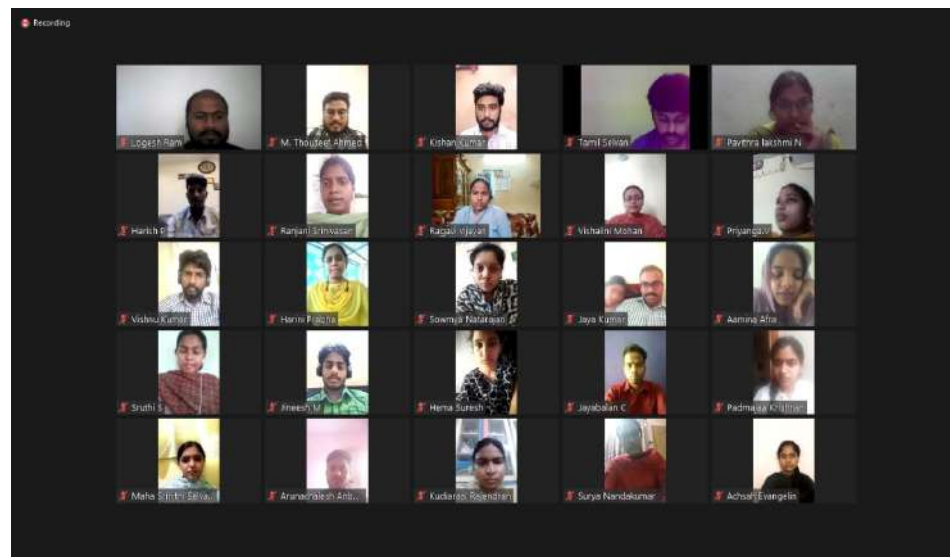
19. Which of the following is not a measure of association?
a) Chi-square
b) Fisher's exact test
c) McNemar's test
d) Cochran's Q test

50. The estimated probability of rejecting the null hypothesis of a study question when that hypothesis is true is the:
(a) Sigma
(b) Mean
(c) P-value
(d) Limit

Click to add notes

























Slide 51 / 52 | Office Theme





Recording

Speaker View | Exit Full Screen

 Pavithra Raj Kumar	 Prabhavathi S	 Subashini Natarajan	 M Abinjalchan	 Yuvarelli Nithu Kuv
 Shindhuja N	 M Aakfa	 Govtham PO	 Sophia srilanth	 Lalitha Choudhary
 Lakshika Sree	 Akshaya Shankar	 Pavithra Rathinasw...	 Ramu	 Vikneshwari Jayab...
 Nehrkika Kumare...	 Padmajea Selvaraj	 MLakshmpriya	 Shweta Panuth	 Deepika R.M
 Madhu Bala Serma...	 Namarrathaa Sre	 Priya Darshini	Harish Raghav	 shruthi priya

Unmute | Stop Video | Participants (78) | Chat | Share Screen | Record | Reactions | Leave

DEPARTMENT OF PUBLIC HEALTH DENTISTRY

CLINICAL e- DISCUSSION REPORT.

Session timing : 12:45pm – 1:30pm

Date:01.06.20

Staff incharge:

Dr. Cyril Benedict

Postgraduate students:

Dr.Niveditha

Dr.Sujatha Devi

Posting discussion topic: WHO oral health assessment form

Students: IV Year main Batch –D

Total No of Students: 13/13(D-batch)

Summary:









































The D -batch final year students had a discussion on WHO assessment form(12:45pm to 1:30pm).

In this session, Dr. Cyril Benedict sir discussed about WHO oral health assessment form for adult (by tooth and tooth surface), for children (by tooth and tooth surface) and record form for oral manifestations in HIV/AIDS 2013, difference between the 1997 and 2013 forms. The following were dealt in detail; the dentition status, prosthetic status and need for treatment and periodontal status and need, dentofacial anomalies and the intervention needs.

ATTENDANCE SHEET:













































Close **Participants (16)**

Search

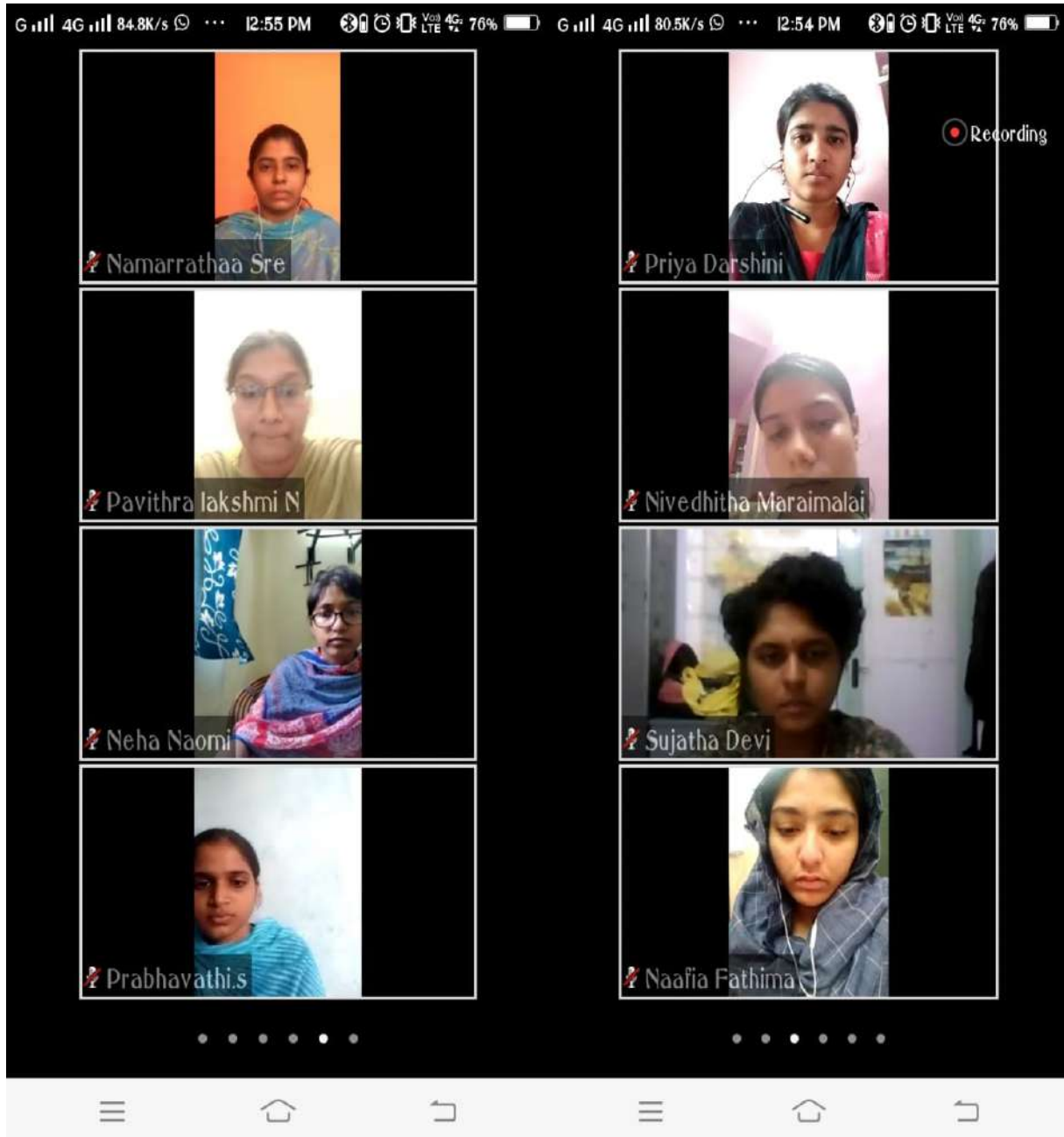
	Priya Darshini (me)	  
	Dr. Cyril Benedict (host)	  
	H. Pavithra	  
	Naafia Fathima	  
	Namarrathaa Sre	  
	Nawin subhaganesh	  
	Neha Naomi	  
	Nehrthika Kumaresan	  
	Nivedhitha Maraimalai	  
	Padmajaa Krishnan	  

[Invite](#)









Close **Participants (16)**

	Nawin subhaganesh	  
	Neha Naomi	  
	Nehrthika Kumaresan	  
	Nivedhitha Maraimalai	  
	Padmajaa Krishnan	  
	Pavithra lakshmi N	  
	Pavithra Rajkumar	  
	Pavithra Rathinaswamy	  
	Prabhavathi.s	  
	prasanth	  
	Sujatha Devi	  

[Invite](#)



4G 78.5K/s 12:55 PM 4G 76% 4G 59.2K/s 12:56 PM 4G 76%

 Nehrthika Kumaresan	 Neha Naomi
 Nawin subhaganesh	 Prabhavathi.s
 Padmajaa Krishnan	 Pavithra Rajkumar
 H. Pavithra	 Dr.Cyril Benedict

Recording

Navigation icons: Menu, Home, Back, Forward, Home, Back

Zoom Meeting 40-Minutes You are viewing Dr.Cyril Benedict's screen View Options

Recording

https://www.who.int/oral_health/publications/popnamrecformhiv/aids.pdf?ua=1

World Health Organization
Record Form for Oral Manifestations in HIV/AIDS, 2013
Annex 5

Country: _____

Leave blank Year Month Day Identification No. Org./Unit Examiner

General information Sex Age in years

Ethnic group Other group Years in school Occupation

Community (geographical location) Location Urban (1) Periurban (2) Rural (3)

Other data Other data Other data Other data

Weight in kg

Unmute Stop Video Participants Chat Share Screen Record Reactions Leave

Type here to search

1304
01-06-2020

Zoom Meeting

Recording

https://www.who.int/oral_health/publications/popnamrecformhiv/aids.pdf?ua=1

Community (geographical location) Location Urban (1) Periurban (2) Rural (3)

Other data Other data Extra-oral examination

Dentition status

Permanent teeth

Status

0 = Sound
1 = Caries
2 = Filled w/ caries
3 = Filled, no caries
4 = Missing due to caries
5 = Missing for any other reason
6 = Fracture/sealant
7 = Fixed dental prosthesis/crown abutment, veneer, implant
8 = Unerupted
9 = Not recorded

Gingival bleeding

Score

0 = Absence of condition
1 = Presence of condition

Periodontal status (CPI Modified)

Type here to search

1316
01-06-2020

Zoom Meeting

Recording

Participants: Pavithra Iak, Nivedhitha, Dr. Cyril Benedict, Priya Darshini, Nehritha Kuma, Sujatha Devi

Browser: <https://apps.who.int/iris/bitstream/handle/10665/41805/8/04154897.pdf?sequence=1&isAllowed=y>

Document: **DENTODIGITAL ANALYSIS**

SECTION

Missing (teeth, canines and premolars teeth - mandible and maxilla - enter number of teeth)

SPACE

Existing in the maxilla segments

1 = No spacing
2 = One segment spaced
3 = Two segments spaced

Existing in the mandible segments

1 = No spacing
2 = One segment spaced
3 = Two segments spaced

DECELRATION

Anterior disclary angle in mm

Anterior disclary angle in mm

Anterior disclary angle in mm

Anterior disclary angle in mm

NEED FOR IMMEDIATE CARE AND REFERRAL

Urgent condition

Pain in relation

Other condition (specify)

NOTES

Zoom Meeting

Participants: Pavithra Iak, Nivedhitha, Dr. Cyril Benedict, Priya Darshini

Browser: <https://www.who.int/health-topics/dental/publications/9789241548947/en/>

Document: **WHO Oral Health Assessment Form (WHO-OAHF)**

Annexes

- Annex 1: WHO oral health assessment form for adults (adults), 2013
- Annex 2: WHO oral health assessment form for children (children), 2013
- Annex 3: WHO oral health assessment form for adults (adults), 2013
- Annex 4: WHO oral health assessment form for children (children), 2013
- Annex 5: WHO oral health assessment form for adults (adults), 2013
- Annex 6: WHO oral health assessment form for children (children), 2013
- Annex 7: WHO oral health assessment form for adults (adults), 2013
- Annex 8: WHO oral health assessment form for children (children), 2013

Overview

Basic oral health surveys provide a sound basis for assessing the current oral health status of a population and its future needs for oral health care. The World Health Organization (WHO) has a long tradition of epidemiological survey methodology, which includes a combination of the following and other oral health surveys, as outlined in the following:

Participants (15)

- Dr. Cyril Be... (Host, guest)
- Priya Darshini (Guest)
- Nehritha Kumaresan (Guest)
- H. Pavithra (Guest)
- Namarrathaa Sre (Guest)
- Nalin Subhaganes (Guest)
- Nela Naomi (Guest)
- Nivedhitha Maramalai (Guest)
- Padmajaa Krishnan (Guest)
- Pavithra Rajkumar (Guest)
- Pavithra Rathinaswamy (Guest)
- Prabhavathi S (Guest)
- pracanth (Guest)
- Sujatha Devi (Guest)

DEPARTMENT OF PUBLIC HEALTH DENTISTRY

CLINICAL e- DISCUSSION REPORT.

Session timing : 12.35pm – 1.15pm

Date:02.06.20

Staff incharge:

Dr.Nagappan N

Posting discussion topic: pit and fissure sealants.

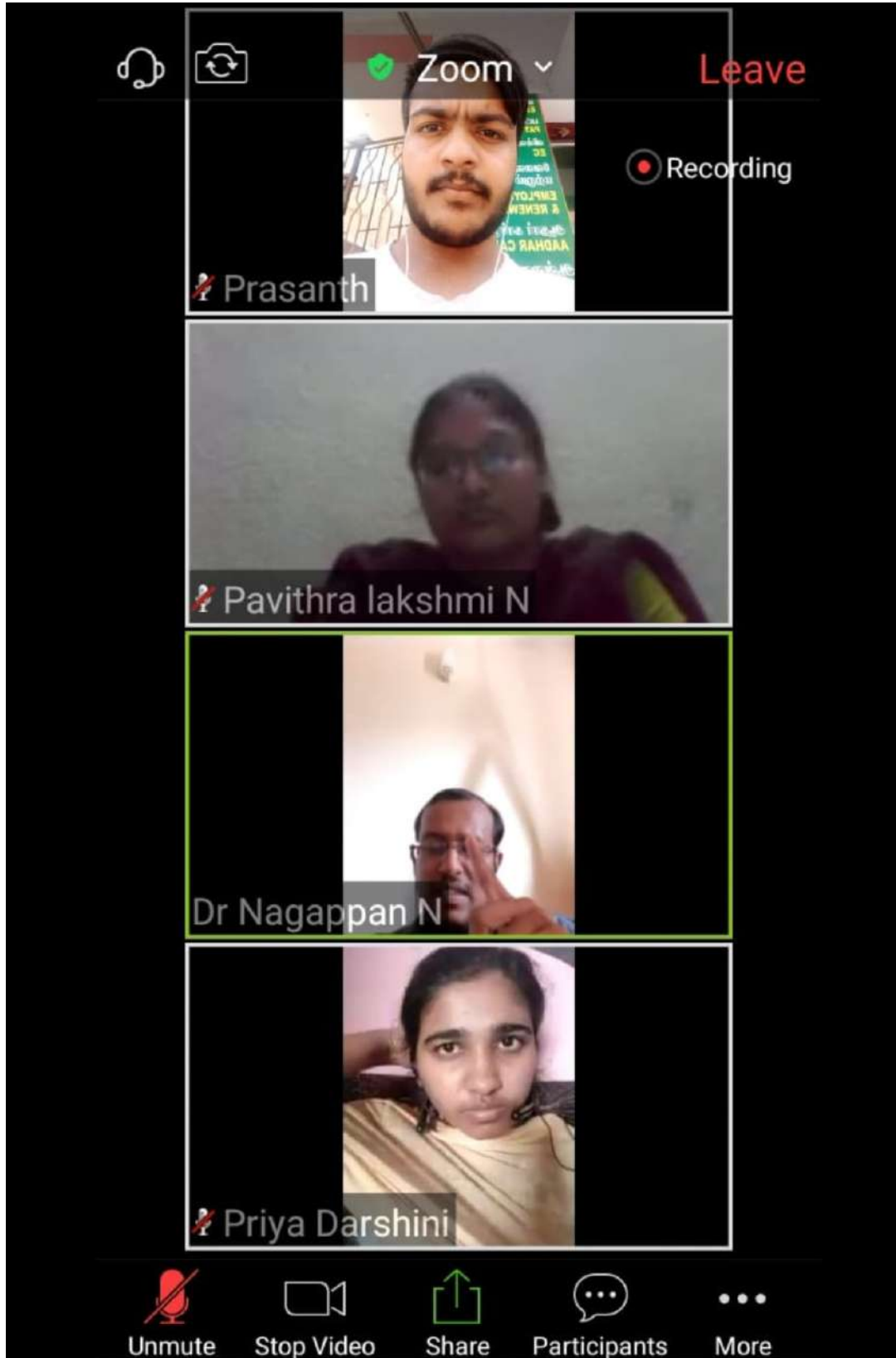
Students: IV Year main Batch –D

Total No of Students: 13/13(D-batch)

Summary:

In this session, Dr.Nagappan sir discussed about definitions and types of pit and fissure. And explained about types of sealants and procedures of placing pit and fissure sealants .the topic was well understood by students and it was a informative session.

ATTENDANCE SHEET:



The image shows a Zoom meeting interface with four participants in a vertical grid. The top participant is Prasanth, a man with a beard, wearing a white shirt, with a green checkmark above his name. The second participant is Pavithra lakshmi N, a woman with glasses, wearing a purple top. The third participant is Dr Nagappan N, a man with glasses, wearing a blue shirt, with his hand near his face. The bottom participant is Priya Darshini, a woman with dark hair, wearing a yellow sari. The Zoom interface includes a top bar with icons for audio, video, and a 'Leave' button. A 'Recording' indicator is visible on the right. The bottom bar contains icons for 'Unmute', 'Stop Video', 'Share', 'Participants', and 'More'.

Zoom

Leave

Recording

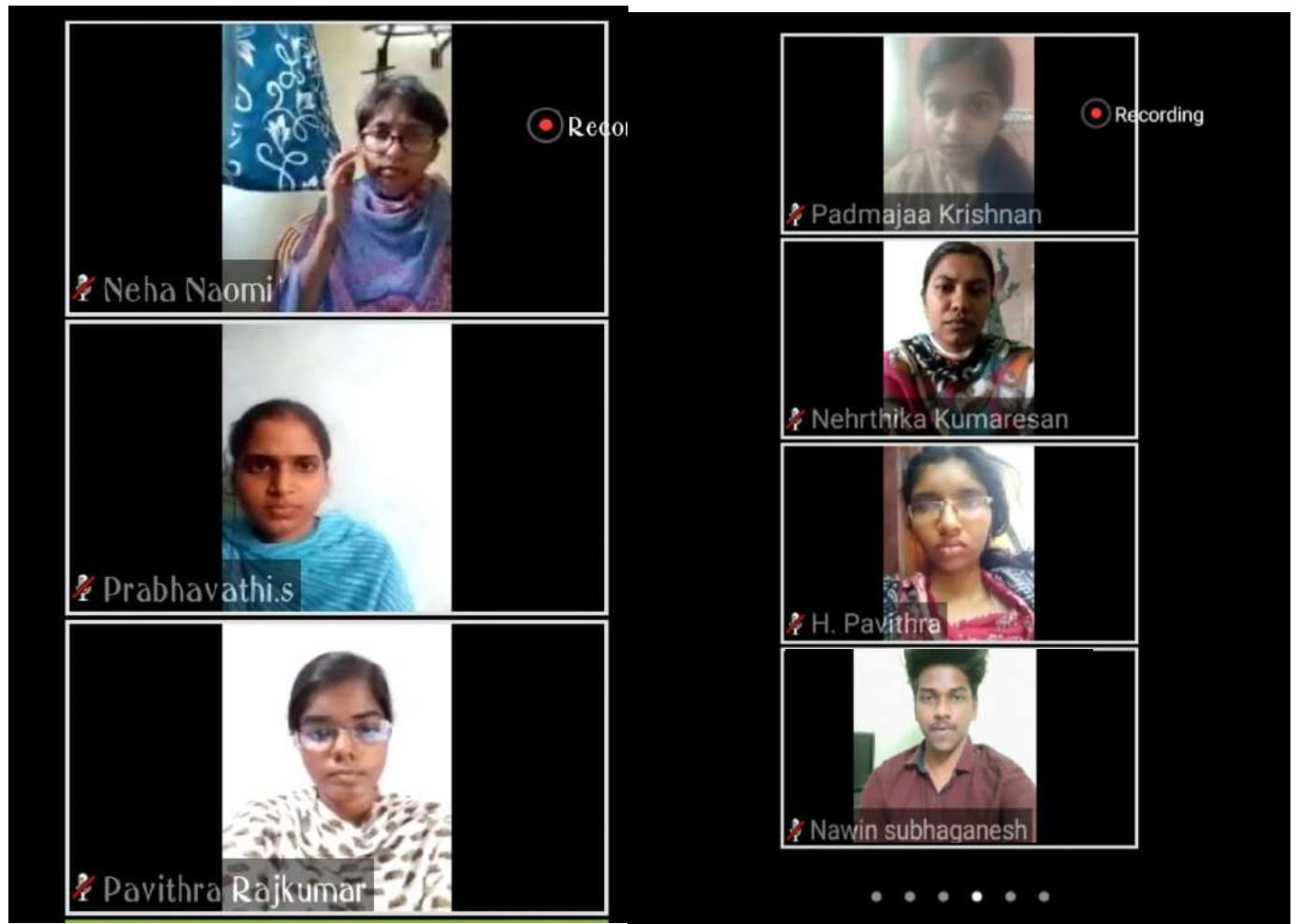
Prasanth

Pavithra lakshmi N

Dr Nagappan N

Priya Darshini

Unmute Stop Video Share Participants More



Why fissures are caries susceptible ?



MILESTONES OF PIT AND FISSURE

- **HYATT (1923)** - Prophylactic Odontotomy - Fissures filled with silver or copper oxy phosphate cement .
- **BODECKER (1929)** - Fissure Eradication
- **BUONOCORE (1955)** - Acid etching - Phosphoric acid .
- **BOWEN (1962)** - BISGMA - resin based sealants.
- **ROYDHOUSE (1968)** - BIS GMA, MMA , Peroxide amine Polymerization System
- **1971** - First Sealant - Nuva-seal

Attendance sheet:

Close

Participants (14)


Search

P

Prabhavathi.s (me)


PL

Pavithra laksh... (host)




Dr Nagappan N

H. Pavithra



Naafia Fathima

Namarrathaa Sre



























Nawin subhaganesh

NN

Neha Naomi

Invite

Attendance sheet:

Close		Participants (14)	
	Nawin subhaganesh		 >
	Neha Naomi		 >
	Nehrthika Kumaresan		 >
	Padmajaa Krishnan		 >
	Pavithra Rajkumar		 >
	Pavithra RathinaSwa...		 >
	Prasanth		 >
	Priya Darshini		 >

DEPARTMENT OF PUBLIC HEALTH DENTISTRY

CLINICAL e- DISCUSSION REPORT.

Session 2: 1:20 PM – 2:00 PM

Date:02-06-2020

Staff incharge:

Dr.Nagappan N

Clinical discussion topic: Continuation of pit and fissure sealants and quiz

Students: IV Year main Batch –D

Total No of Students: 13/13(D-batch)


Summary:




BATCH- D (Regular batch) had the continuation on pit and fissure sealants, after which the students had a quiz session and also sir cleared every doubts raised by students. The understanding of the subject was good and students were interactive throughout the session.




Attendance sheet:




Close




Participants (14)




 Search




 Nehrthika Kumaresan (me)   >




 PL Pavithra lakshmi N (host)   >




 Dr Nagappan N   >




 H. Pavithra   >

 N Naafia Fathima   >









































 Namarrathaa Sre   >

 Nawin subhaganesh   >

 NN Neha Naomi   >

 PK Padmajaa Krishnan   >

[Close](#)**Participants (14)**

	Naafia Fathima	  
	Namarrathaa Sre	  
	Nawin subhaganesh	  
	Neha Naomi	  
	Padmajaa Krishnan	  
	Pavithra Rajkumar	  
	Pavithra RathinaSwamy	  
	Prabhavathi.s	  
	Prasanth	  
	Priya Darshini	  

[Invite](#)



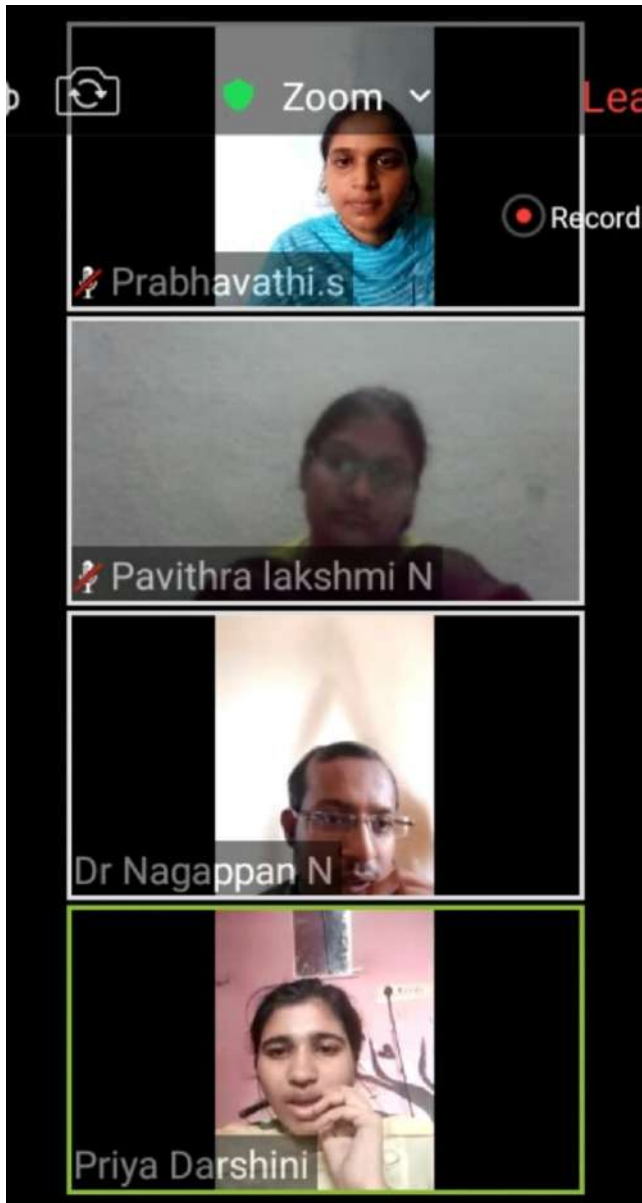
Chettinad


Dental College & Research Institute

8. DIAGNOdent is a diagnostic device for assessing the presence or absence of pit and fissure caries. DIAGNOdent is a


- a. Fibreoptic transilluminator
- b. Portable digital X-ray device
- c. Laser fluorescence device
- d. Electronic explorer










● Recording

 Namarrathaa Sre

 Padmajaa Krishnan

 Naafia Fathima

 Neha Naomi



DEPARTMENT OF PUBLIC HEALTH DENTISTRY

CLINICAL e- DISCUSSION REPORT

Session 1: 10:45am - 11:30 am

Date: 03.06.2020

Staff in charge:

Dr. Jagannatha G.V.
Dr. Cyril Benedict

Postgraduate students:

1. Dr.Sujatha Devi
2. Dr.Niveditha





























Students: IV Year main Batch –D

Total No of Students: 13/13 (D-batch)































Discussion topic: Seminar on Planning and evaluation by
Naafia Fathima































Summary: The seminar presentation covered definition of planning, its principles, types, significance and uses. Further the detailed description about steps in planning were explained. Also, the topic of evaluating an implemented health programmed was described with its types, components and the process of evaluation.

ATTENDANCE SHEET:


Close	Participants (17)
	Namarrathaa Sre  
	Nawin subhaganesh  
	Neha Naomi  
	Nehrthika Kumaresan  
	Nivedhitha Maraimalai  
	Padmajaa Krishnan  
	Pavithra Rajkumar  
	Pavithra RathinaSwamy  
	Prabhavathi.s  
	Priya Darshini  
	Sujatha Devi  

The image just with background ID card was not found in the file.

Close	Participants (16)
	Search
	Prasanth(me)  
	Pavithra lakshmi... (host)  
	Naafia Fathima  
	Dr. Jagannatha GV  
	H. Pavithra  
	Namarrathaa Sre  
	Nawin subhaganesh  
	Neha Naomi  
	Nehrthika Kumaresan  
	Nivedhitha Maraimalai  

Close	Participants (17)
	Search
	Prasanth(me)  
	Pavithra lakshmi... (host)  
	Dr.Cyril Benedict  
	Naafia Fathima  
	Dr. Jagannatha GV  
	H. Pavithra  
	Namarrathaa Sre  
	Nawin subhaganesh  
	Neha Naomi  
	Nehrthika Kumaresan  

00:09:31 Speaker View



Prabhavathi.s

Participants Chat Share Screen Record Reactions Leave

Recording



H. Pavithra

Nivedhitha Maraimalai

Pavithra Rajkumar

Dr. Jagannatha GV

Zoom Leave

Recording



Prasanth

Pavithra lakshmi N

Priya Darshini


Namarrathaa Sre

Unmute Stop Video Share Participants More




Zoom Leave


Recording



PLANNING AND EVALUATION



PLANNING




EVALUATION

Naafia Fathima
BDS fourth year
Dept of Public Health Dentistry
CDCRI


Unmute Stop Video Share Participants More

Recording



INTRODUCTION

- Planning is a process of preparing a set of decisions for actions in future and must precede the development and change in any Organization
- It is an anticipatory decision making of
- What needs to be done
- How it has to be done
- With what resources it can be done in order to reach the desired target



Naafia Fathima's screen

Zoom Leave


Recording

DEFINITION

A plan is a decision about a course of action
- E.C.Banfield

It is a systematic approach to

- 1. Defining the problem
- 2. Setting priorities
- 3. Identifying specific goals and objectives
- 4. Developing strategies
- 5. A method of implementation



Unmute Stop Video Share Participants More

Recording

WHY TO PLAN???????

- Helps to guide –so that the decisions are made in best manner in order to reach the desired target
- Helps us to be Proactive in decision making –rather than reacting to pressure & demands
- To achieve a best outcome or desired goal or target



...

● Recording



DEPARTMENT OF PUBLIC HEALTH DENTISTRY

CLINICAL e- DISCUSSION REPORT

Session 2: 11:40am - 12:20 pm

Date: 03.06.2020

Staff in charge: Dr. Jagannatha G.V.

Postgraduate students:

1. Dr. Sujatha Devi
2. Dr. Niveditha












































Students: IV Year main Batch –D














































Total No of Students: 13/13(D-batch)

Discussion topic: Seminar on waste management by Namratasree.

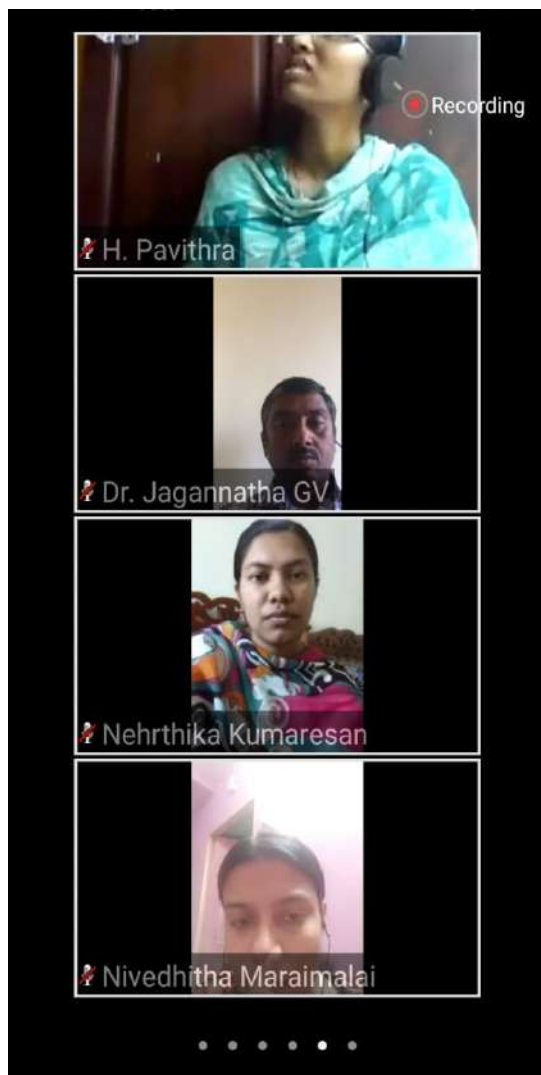
Summary: The seminar presentation covered the introduction to waste management, the types of waste generated, methods in disposal of solid wastes, health hazards due to solid waste, biomedical waste management, the criteria for biomedical waste segregation, the methods in disposal of biomedical waste and its importance.

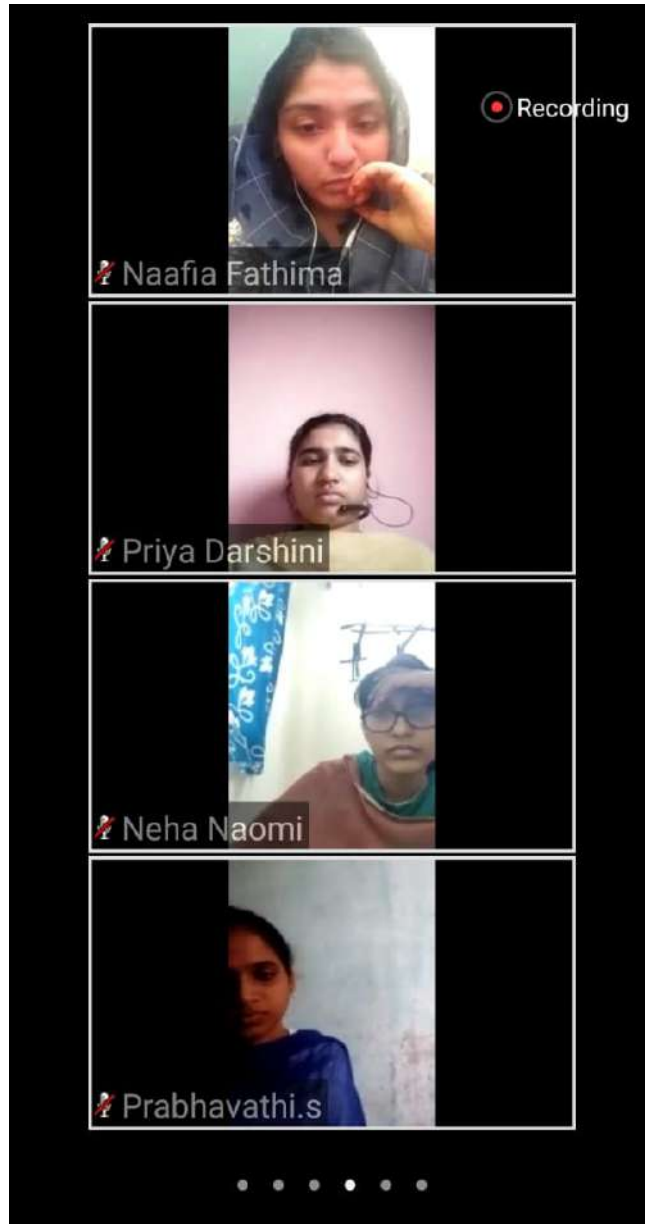
ATTENDANCE SHEET:

Close	Participants (16)	
	 H. Pavithra	  
	 Naafia Fathima	  
	 Nawin subhaganesh	  
	 NN Neha Naomi	  
	 Nehrthika Kumaresan	  
	 Nivedhitha Maraimalai	  
	 PK Padmajaa Krishnan	  
	 PR Pavithra Rajkumar	  
	 Pavithra RathinaSwamy	  
	 P Prabhavathi.s	  
	 Priya Darshini	  
	Invite	

Close	Participants (16)	
	 Search	
	 P Prasanth(me)	  
	 PL Pavithra lakshmi... (host)	  
	 Namarrathaa Sre	  
	 Sujatha Devi	  
	 DJ Dr. Jagannatha GV	  
	 H. Pavithra	  
	 Naafia Fathima	  
	 Nawin subhaganesh	  
	 NN Neha Naomi	  
	 Nehrthika Kumaresan	  
		  
	Invite	










Zoom interface showing a presentation slide titled "WASTE MANAGEMENT" by M. NAMARRATHAA SRE, IV YEAR. The slide features the Chettinad logo and an illustration of people recycling. The Zoom controls at the bottom include Mute, Stop Video, Share, Participants, and More.

Zoom interface showing a presentation slide titled "STEPS IN WASTE DISPOSAL" by Chettinad. The slide illustrates three steps: 01 STORAGE (green bucket), 02 COLLECTION (blue bin), and 03 TRANSPORT (white truck). The Zoom controls at the bottom include a progress bar and a "Namarrathaa Sre's screen" label.



Zoom
Leave






 Recording

1.DUMPING:

Refuse is dumped in low lying areas partly as a method of reclamation of land but mainly as an easy method of disposal of dry refuse. As a result of bacterial action, refuse decreases considerably in volume and is converted gradually into humus.

The drawback of open dumping are:

- (1) the refuse is exposed to flies and rodents
- (2) it is the source of nuisance from the site of smell and unsightly appearance
- (3) the loose refuse is dispersed by the action of wind
- (4) drainage from dumps contributes to the pollution of surface water and groundwater.

 Recording

HEALTH HAZARDS SOLID WASTE

- ☐ The organic portion of solid wastes ferments and favours fly breeding
- ☐ The garbage in the refuse attracts rats
- ☐ The pathogens may be conveyed to man through flies and dust
- ☐ There is possibility of water pollution, if rain, water passes through deposits of fermenting refuse
- ☐ There is risk of air pollution, if there is accidental or spontaneous combustion of refuse
- ☐ Piles of refuse are a nuisance from an aesthetic point of view







Recording

3. WET THERMAL TREATMENT :

It is based on exposure of shredded infectious waste to high-temperature, high pressure steam .
It inactivates most types of microorganisms
This process requires that waste be shredded before treatment to increase disinfection efficiency

ADVANTAGES :

1. Relatively low investment and operating costs
2. The low environment impact

DISADVANTAGES :


1. The shredder is liable to mechanical failure and breakdown
2. The efficiency of disinfection is very sensitive to operational conditions

AUTOCLAVE - an efficient wet thermal disinfection process

Namarrathaa Sre's screen

Zoom Leave Recording

Sanitary Landfill



The diagram illustrates the components and processes of a sanitary landfill. It shows a cross-section of the landfill with layers of topsoil, sand, clay, and garbage. A waste storage and compression building is shown on the surface, along with an electricity generating building. A leachate treatment system is also depicted. Probes are used to detect methane gases, which are collected via pipes and used on-site for electricity. The landfill is lined with a compacted solid waste layer, and leachate is collected in a tank for disposal. A groundwater monitoring well and a leachate monitoring well are shown. The landfill is also lined with clay and plastic to prevent leaks, gases, and control leachate from the bottom.

Unmute Stop Video Share Participants More

DEPARTMENT OF PUBLIC HEALTH DENTISTRY

CLINICAL e- DISCUSSION REPORT

Session 3: 1:00 pm – 1:30 pm

Date: 03.06.2020

Staff in charge: Dr. Jagannatha G.V.

Postgraduate students:

1. Dr. Sujatha Devi
2. Dr. Niveditha

Students: IV Year main Batch –D

Total No of Students: 13/13(D-batch)

Discussion topic: Seminar on Mobile dental clinic by Nawin Subaganesh

Summary : The seminar presentation covered the history of Mobile dental clinic, the need for mobile dental clinic ,the target populations covered, the goals and objectives, partnership in providing these services, advantages and disadvantages of mobile dental clinic and the difference between portable dentistry and the former.

ATTENDANCE SHEET:

Close **Participants (16)**

Search

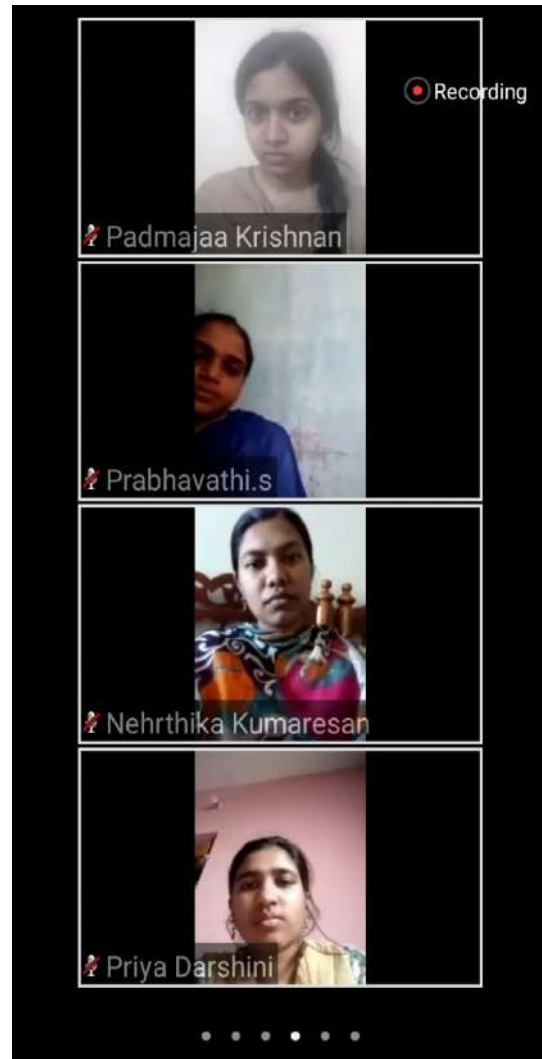
P	Prasanth (me)			>
PL	Pavithra lakshmi... (host)			>
	Naafia Fathima			>
	Nawin subhaganesh			>
DJ	Dr. Jagannatha GV			>
	H. Pavithra			>
	Namarrathaa Sre			>
NN	Neha Naomi			>
	Nehrthika Kumaresan			>
	Nivedhitha Maraimalai			>

Invite

Close **Participants (16)**

	H. Pavithra			>
	Namarrathaa Sre			>
NN	Neha Naomi			>
	Nehrthika Kumaresan			>
	Nivedhitha Maraimalai			>
PK	Padmajaa Krishnan			>
PR	Pavithra Rajkumar			>
	Pavithra RathinaSwamy			>
P	Prabhavathi.s			>
	Priya Darshini			>
	Sujatha Devi			>

Invite







Recording

Target populations

- Low-income families/BPL
- Rural or remote populations
- Very young
- Residential care
- Special population with special needs
- Migrants workers
- Homeless/rag pickers



Recording

History

- Called as '*Dental Ambulances*' in WWI – in 1917 – the **Cleveland Chapter of the Preparedness League of American Dentists**

- Dental operating trucks in WWII



Figure 22. Dental ambulance



Naafia Fathima's screen




MOBILE DENTISTRY

Mobile dentistry means that your dental equipment can be moved from place to place, in a bus, truck, boat, ship or some such transport.

Portability and mobility are two different things.

A portable dental unit is one, which you can fold up and carry in your hands to another location. A mobile dental unit is one that can be moved to another location, but probably not physically carried.

Naafia Fathima's screen

Zoom Leave

Recording

Prologue


- Rural-Urban difference:
 - Population
 - Dental personnel



Unmute Stop Video Share Participants More

Recording

A partnership



...

DEPARTMENT OF PUBLIC HEALTH DENTISTRY

CLINICAL e- DISCUSSION REPORT.

Session 4: 2:30 pm - 3:00 pm

Date: 03-06-2020

Staff in charge:

Dr.Dilshad Banu

Postgraduate Students:

1. Dr.Sujatha Devi
2. Dr.Niveditha

Students: IV Year main Batch –D



























Total number of students: 13/13(D batch)

Combined session discussion topic:

Interns seminar on Dental management of patients with cardiac implant devices

Summary: The seminar covered the correlation between the cardiac implant patients and the dental procedures, its importance, the indications and contraindication of these patients with respect to dental procedures, perioperative management and the general dental procedures followed


























Close **Participants (37)**

NN	Neha Naomi	  >
	Nehrthika Kumaresan	  >
	Nivedhitha Maraimalai	  >
PK	Padmajaa Krishnan	  >
PL	Pavithra lakshmi N	  >
PR	Pavithra Rajkumar	  >
	Pavithra RathinaSwamy	  >
P	Prabhavathi.s	  >
	Priya Darshini	  >
RM	Raveena Manogaran	  >
S	Savitha	  >

[Invite](#)

Close **Participants (37)**

Q Search

P	Prasanth(me)	  >
PU	prathusha umak... (host)	  >
SS	Sruthi S	  >
	Aarthya Krishnan	  >
	Akansha Stephen	  >
A	Aswini S	  >
	Bhavana B	  >
CS	Clement Solomon	  >
	DILSHAD BANU	  >
	H. Pavithra	  >


































[Invite](#)



Chettinad

Dental College & Research Institute

Close **Participants (37)**

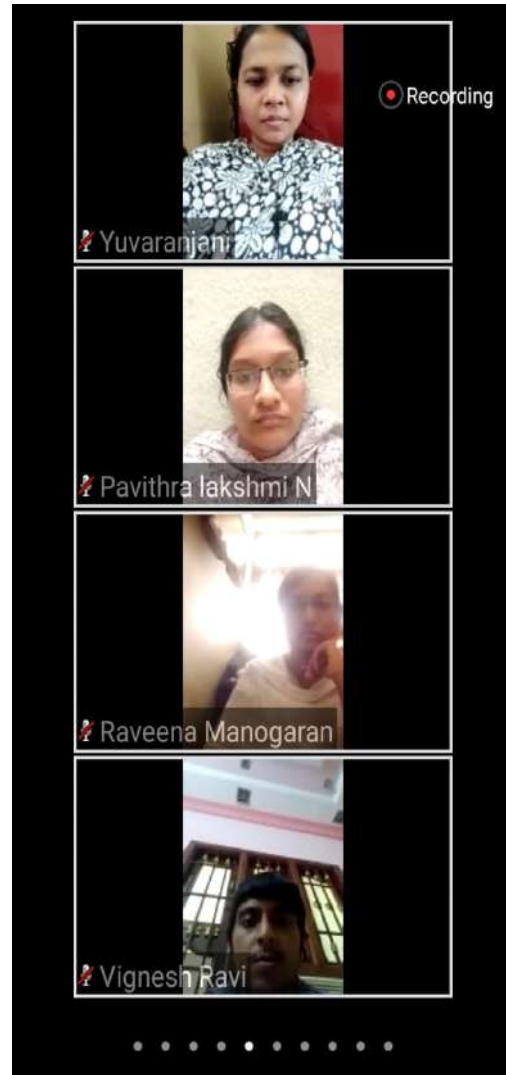

- | | | | |
|---|----------------------|---|---|
|  | H. Pavithra |   | > |
|  | Haritha RK |   | > |
|  | Hema Latha |   | > |
|  | Jeevan Joshua |   | > |
|  | Keerthana Manikandan |   | > |
|  | krithika rajan |   | > |
|  | Monisha durairaj |   | > |
|  | Naafia Fathima |   | > |
|  | Namarrathaa Sre |   | > |
|  | Nawin subhaganesh |   | > |
|  | Neha Naomi |   | > |

Invite











Recording

General Dental Procedures and Equipment

- Consider keeping equipment power sources and cables as far as possible.
- Consider adjusting dental equipment to the lowest clinically acceptable energy setting.
- Patients should consult with the physician who monitors their device.

https://www.ncbi.nlm.nih.gov/pmc/articles/PMC6050000/pdf/20190727_Zhang_Schmitt_2019.pdf

Zoom Leave

Recording

Dental management of patients with Cardiac implant devices.

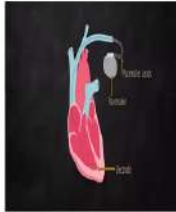
Sruki S
B. Bhat
Department of Public Health Dentistry

Unmute Stop Video Share Participants More

Recording

Perioperative management

- Most commonly reported complication in patients with CIED during surgery and anaesthesia is with EMI.
- EMI is generally defined as interference of pacemaker function by signals generated by external sources.




prathusha umakhanth's screen

Zoom Leave

Recording

Introduction

- The prevalence of cardiovascular implantable electronic devices as life prolonging and life saving devices has evolved from a treatment of last resort to a first line therapy for an increasing number of patients.
- Hence Dental providers utilizing instruments and medications that may affect these devices should be aware about the management of these patients.



Unmute Stop Video Share Participants More

DEPARTMENT OF PUBLIC HEALTH DENTISTRY

CLINICAL e- DISCUSSION REPORT

Session timing : 1. 00–1. 40pm

Date: 04. 06. 2020

Staff incharge:

Dr. Cyril Benedict

Posting discussion topic: Discussion on Preventive Resin Restoration.

Students: IV Year main Batch –D











Total No of Students: 13/13(D-batch)













































Summary :

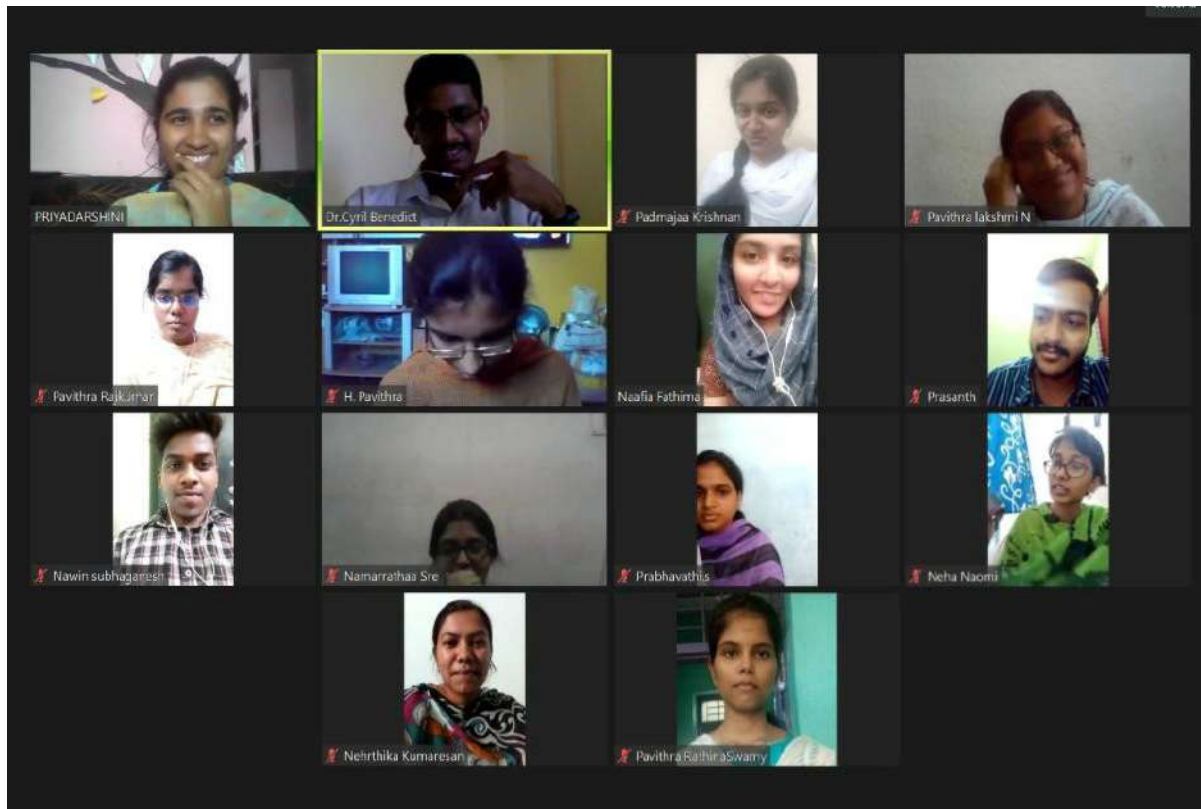
The D - batch final year students had discussion on the topic Preventive resin restoration where,difference between Preventive resin restoration & Pit & Fissure sealants were discussed, along with history of preventive resin restoration, clinical scenario,,indications for preventive resin restoration,types of preventive resin restoration.



ATTENDANCE SHEET:

Participants (14)		
Find a participant		
	PRIYADARSHINI (Me)	 
	Dr.Cyril Benedict (Host)	 
	Naafia Fathima	 
	H. Pavithra	 
	Namarrathaa Sre	 
	Nawin subhaganesh	 
	Neha Naomi	 
	Nehrthika Kumaresan	 
	Padmajaa Krishnan	 
	Pavithra lakshmi N	 
	Pavithra Rajkumar	 
	Pavithra RathinaSwamy	 
	Prabhavathi.s	 
	Prasanth	 

Close Participants (14)		
	Namarrathaa Sre	  
	Nawin subhaganesh	  
	Neha Naomi	  
	Nehrthika Kumaresan	  
	Padmajaa Krishnan	  
	Pavithra lakshmi N	  
	Pavithra Rajkumar	  
	Pavithra RathinaSwamy	  
	Prabhavathi.s	  
	Prasanth	  
	PRIYADARSHINI	  



Preventive Resin Restoration

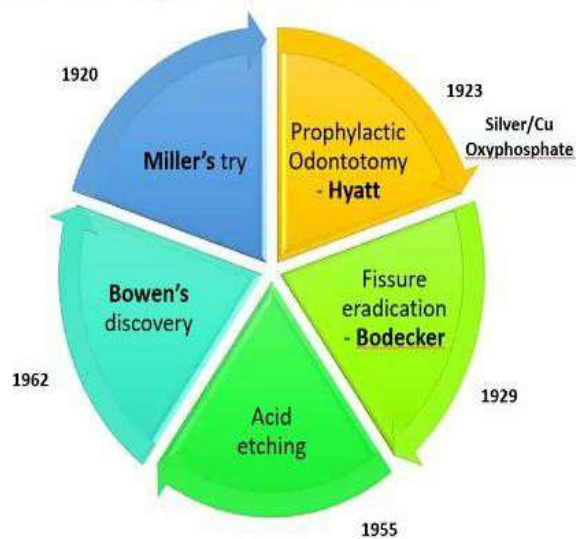
04.06.2020

Dr. H. Cyril Benedict

Public Health Dentistry

CDCRI

Introduction – Attempts to prevent caries





If caries is present in one area or part of the pits or fissures



That particular caries is restored and remaining pits and fissures are protected with sealants



PREVENTIVE RESIN RESTORATION



Types of PRR - *Simonsen*

Based on the extent and depth of the carious lesions

- a.) Type A – Suspicious pits and fissures where caries removal is limited to enamel – no LA is needed – only sealant
- b.) Type B – Incipient lesion in dentin that is small and confined
- c.) Type C – More extensive dentinal involvement

Advantages

1. Minimal cavity preparation is required
2. Thus prevents unnecessary removal of healthy tooth structure for retention
3. Seals caries → halting the destruction of tooth

DEPARTMENT OF PUBLIC HEALTH DENTISTRY

CLINICAL e- DISCUSSION REPORT

Session timing : 2. 40–3. 40pm

Date: 04. 06. 2020

Staff incharge:

Dr. Cyril Benedict

Posting topic: Test on Preventive Resin Restoration.

Students: IV Year main Batch –D

Total No of Students: 13/13(D-batch)

Summary :

The D - batch final year students had Test On the topic Preventive Resin Restoration .from 2.40-3 40pm. Questions were given.The Students wrote them,scanned and posted in the official group.



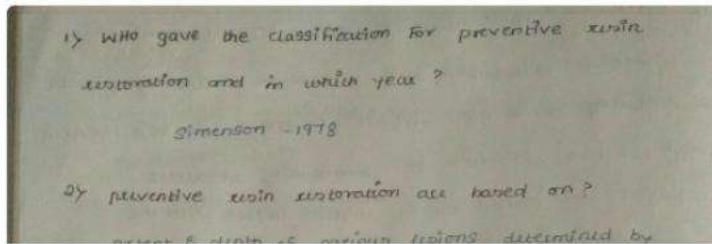


Final year PHD

Aakifa, Aamina, Abi, Acsha, Adhiti...



Nehrthi maa




Nehrthika test.pdf

3 pages • PDF

15:33

Prasanth

Forwarded




Prasanth session 2 test.pdf

2 pages • PDF

15:33

Priyadarshini



Priyadarshini.S session 2 te...

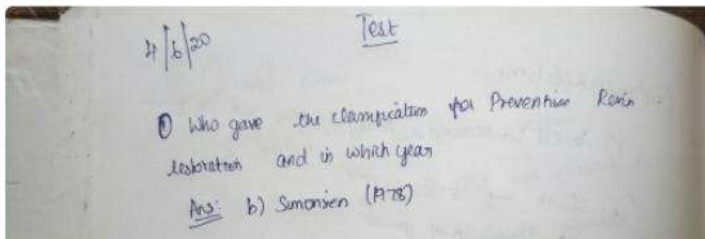


Final year PHD

Aakifa, Aamina, Abi, Acsha, Adhiti...



Hp

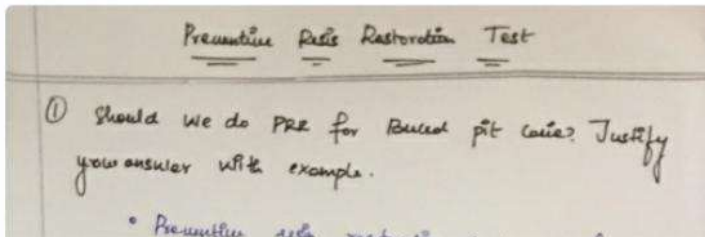


pavithra.h test 04-Jun-2020....

4 pages • PDF

15:34

Namratha




Namarrathaa sre -PRR.pdf

2 pages • PDF

15:34



Forwarded




naafia test.pdf



4 pages • PDF

15:39 ✓

←



Final year PHD
Aakifa, Aamina, Abi, Acsha, Adhiti...

Naveen

1. who gave the classification for PPR in which year?
= Simonson 1978

2. The PPR classified based on,
a. depends on extent & depth of window lesions

3. What Simonson advocated?
a. filled composite resin for type 2

PDF

Nawin 2020-06-04.pdf

2 pages • PDF
15:39

Pavi

Prevalence Prevalence Prevalence

1/ Multiple choice questions

1. who gave the classification for preventive resin restoration and in which year?
Simonson (1978)

PDF

N.Pavithra Lakshmi - PHD- P...

5 pages • PDF
15:40

Padhuuu



PHD TEST

1. who gave the classification for preventive resin restoration which year?

PDF



phd test padmajaa.pdf


3 pages • PDF
15:44





Final year PHD

Aakifa, Aamina, Abi, Acsha, Adhiti...

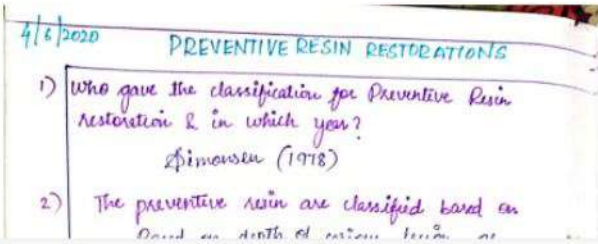





phd test padmajaa.pdf

3 pages • PDF 15:44

+91 73055 20682 ~PaviRathinaSwamy






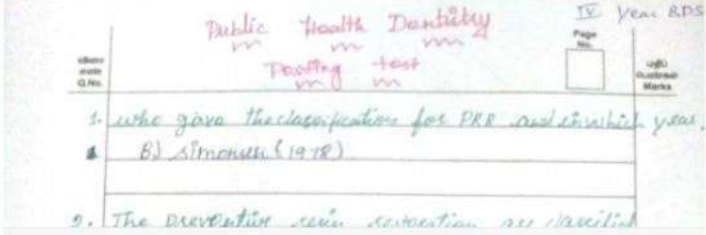
Pavithra RathinaSwamy.pdf


3 pages • PDF 15:45

1 UNREAD MESSAGE

+91 81223 70776 ~prabhavathi.s

 Forwarded






prabhavathi phd test.pdf

3 pages • PDF 15:47



Final year PHD

Aakifa, Aamina, Abi, Acsha, Adhiti...

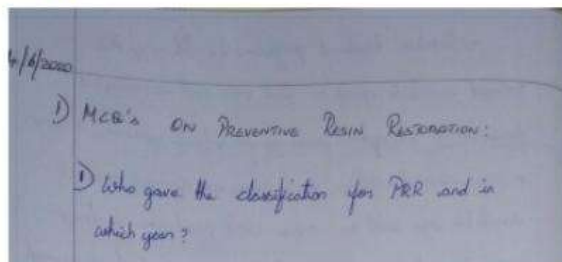


prabavathi phd test.pdf

3 pages • PDF

15:47

Pavi Raj



Pavithra Rajkumar test.pdf

4 pages • PDF

15:51

Neha

- MCQ
1. b) Simonsen (1978)
 2. extent & depth of caries lesion
 3. a) Filled composite resin for type C
 4. Moisture control



Neha session 2 test.pdf

2 pages • PDF

15:54

+91 73055 20682 ~PaviRathinaSwamy

All have uploaded test sir.

15:55

DEPARTMENT OF PUBLIC HEALTH DENTISTRY

CLINICAL e- DISCUSSION REPORT

Session timing : 12. 45 -1. 20pm

Date: 05. 06. 2020

Staff incharge:

Dr. Nagappan N

Posting discussion topic: Seminar on "Health Care Delivery System"

by Nehrthika.K

Students: IV Year main Batch –D

Total No of Students: 13/13(D-batch)

Summary:

The D - batch final year students had discussion on the topic Health care delivery system presented by Nehrthika. K. She explained about the levels of Health care, Health administration in India, five major Public health sectors, Primary health centre, primary health care. It was an informative session.



ATTENDANCE SHEET:

Close
Participants (14)

Search

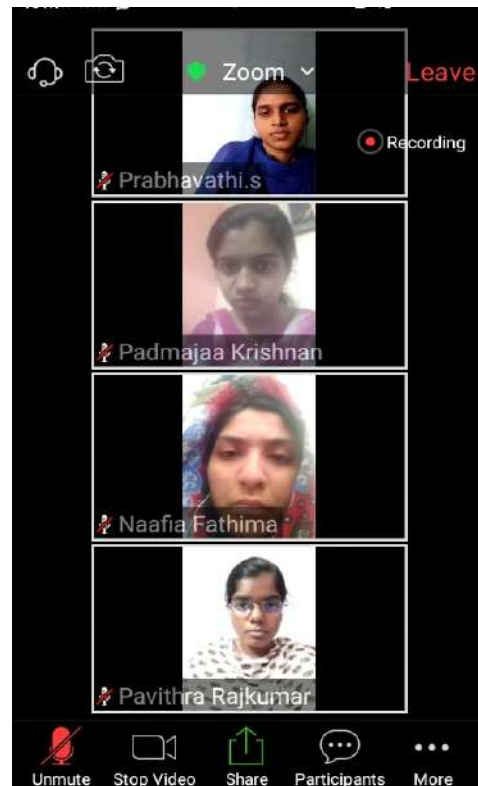
P	Prasanth (me)			>
PL	Pavithra lakshmi... (host)			>
	Nehrthika Kumaresan			>
	Dr Nagappan N			>
	H. Pavithra			>
	Naafia Fathima			>
	Namarrathaa Sre			>
	Nawin subhaganesh			>
NN	Neha Naomi			>
PK	Padmajaa Krishnan			>

Invite

Close
Participants (14)

	Dr Nagappan N			>
	H. Pavithra			>
	Naafia Fathima			>
	Namarrathaa Sre			>
	Nawin subhaganesh			>
NN	Neha Naomi			>
PK	Padmajaa Krishnan			>
PR	Pavithra Rajkumar			>
	Pavithra RathinaSwamy			>
P	Prabhavathi.s			>
P	PRIYADARSHINI			>

Invite



 Zoom Leave

3:27 PM

34.8 KB/s  3G  4G 

 Chettinad
Dental College & Research Institute

INTRODUCTION:

In India, health care is completely or largely a governmental function.
Health is influenced by factors such as –

- Adequate food
- Housing
- Basic sanitation
- Healthy lifestyles
- Protection against environmental hazards and communicable diseases.

Health systems are defined as comprising all the organizations, institutions and resources that are devoted to producing health actions.

  Annotation Stop Share



3

 Mute

 Start Video

 Share

 Participants

 More



Zoom ▾

Leave



Chettinad
Dental College & Research Institute

1. VILLAGE HEALTH GUIDES

- A village health guide is a person with an aptitude for social service and is not a full time government functionary.
- The health guide are now mostly women.
- They serve as links between the community and the governmental infrastructure.
- They provide the first contact between the individual and health system.



10



Mute



Start Video



Share



Participants



More

DEPARTMENT OF PUBLIC HEALTH DENTISTRY

CLINICAL e- DISCUSSION REPORT

Session timing: 1.21 – 2.00 pm

Date: 05.06.2020

Staff incharge:

Dr. Nagappan N

Posting discussion topic: Seminar on
1. "Biostatistics" by Neha Naomi
2. "Consumer Protection Act" by
Padmajaa.































Students: IV Year main Batch –D




























Total No of Students: 13/13(D-batch)

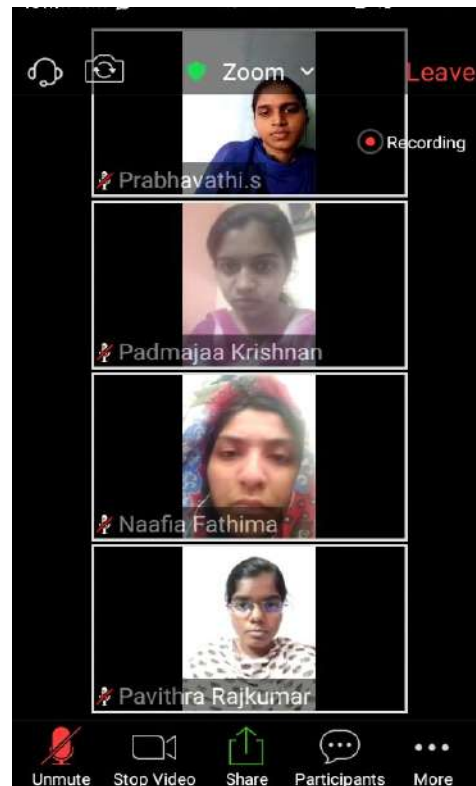
Summary:





The D - batch final year students had discussion on the topic Biostatistics presented by Neha Naomi. She explained about biostatistics, its purpose, population variables, probability distribution, measures of central tendency, measures of dispersion, test of significance, CHI square test, correlation, regression. Followed by which another seminar was taken by Padmajaa. K on the topic Consumer Protection Act. She explained about the act, inclusion and exclusion criterias, importance towards dentist, do's and dont's, legal issues and precaution. It was an informative session.


ATTENDANCE SHEET:

Close	Participants (14)
	H. Pavithra  
	Naafia Fathima  
	Namarrathaa Sre  
	Nawin subhaganesh  
	Nehrthika Kumaresan  
	Padmajaa Krishnan  
	Pavithra Rajkumar  
	Pavithra RathinaSwamy  
	Prabhavathi.s  
	PRIYADARSHINI  
Invite	

Close	Participants (14)
<input type="text" value="Search"/>	
	prasanth (me)  
	Pavithra lakshmi N (host)  
	Neha Naomi  
	Dr Nagappan N  
	H. Pavithra  
	Naafia Fathima  
	Namarrathaa Sre  
	Nawin subhaganesh  
	Nehrthika Kumaresan  
Invite	










 Zoom Leave

 Recording

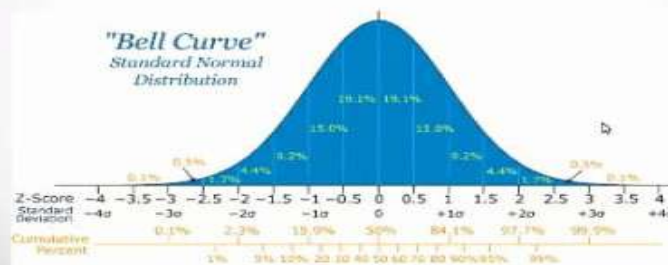
Probability distribution (U)

- Drawing inferences on the population based on sample observations depends on this probability distribution.
- P value, which is the probability of obtaining the observed results, or something more extreme, if the null hypothesis were true. If the observed results are unlikely under the null hypothesis, you reject the null hypothesis.
- Confidence limits tell you how accurate your estimate of the mean is likely to be. Indication of how close the calculated estimate is likely to be to the parametric ("true") mean. One way to do this is with confidence limits.
- Confidence limits are the numbers at the upper and lower end of a confidence interval



 Unmute Stop Video Share Participants More

- The statistical tests for measurement variables assume that the probability distribution of the observations fits the normal (bell-shaped) curve.






Zoom ▾

Leave



Recording




Chettinad
Dental College & Research Institute


1. THE DISTRICT FORUM

CONSISTS OF:

- ☐ President - District judge(is / was / qualified to be)
- ☐ Other 2 members (one may be a women)
 - with adequate knowledge or experience relating to economics, accountancy, administration, etc.,
- ☐ They hold a term of 5 years up to 65 years
- ☐ A complaint filled with a district forum by
 - consumer whom the service is provided
 - a recognised consumer association (consumer is a part / not

JURISDICTION: Does not exceed rupees 20 lakhs.



 Recording

2. STATE COMMISSION:

CONSISTS OF:

- ☐ President – judge of high court (is / was) appointed by state government.
- ☐ Two other members (one women)
- ☐ Appeal procedure is same as district forum

JURISDICTION: Between 20 lakhs to 1 crore

Person aggrieved by an order of state commission may appeal to the National commission within a period of 30 days.
The national commission may entertain it after 30 days if it as a sufficient cause of explanation.



DEPARTMENT OF PUBLIC HEALTH DENTISTRY

Theory e-Discussion Report

Time: 8:30 – 9:30 AM

Date: 06.06.2020

Faculty Incharge: **Dr.Cyril Benedict, Senior Lecturer.**

Student Incharge: **S.Sophia**

Discussion topic: **HEALTH ECONOMICS**

Students: IV Year Regular Batch

Students Present: 74/78

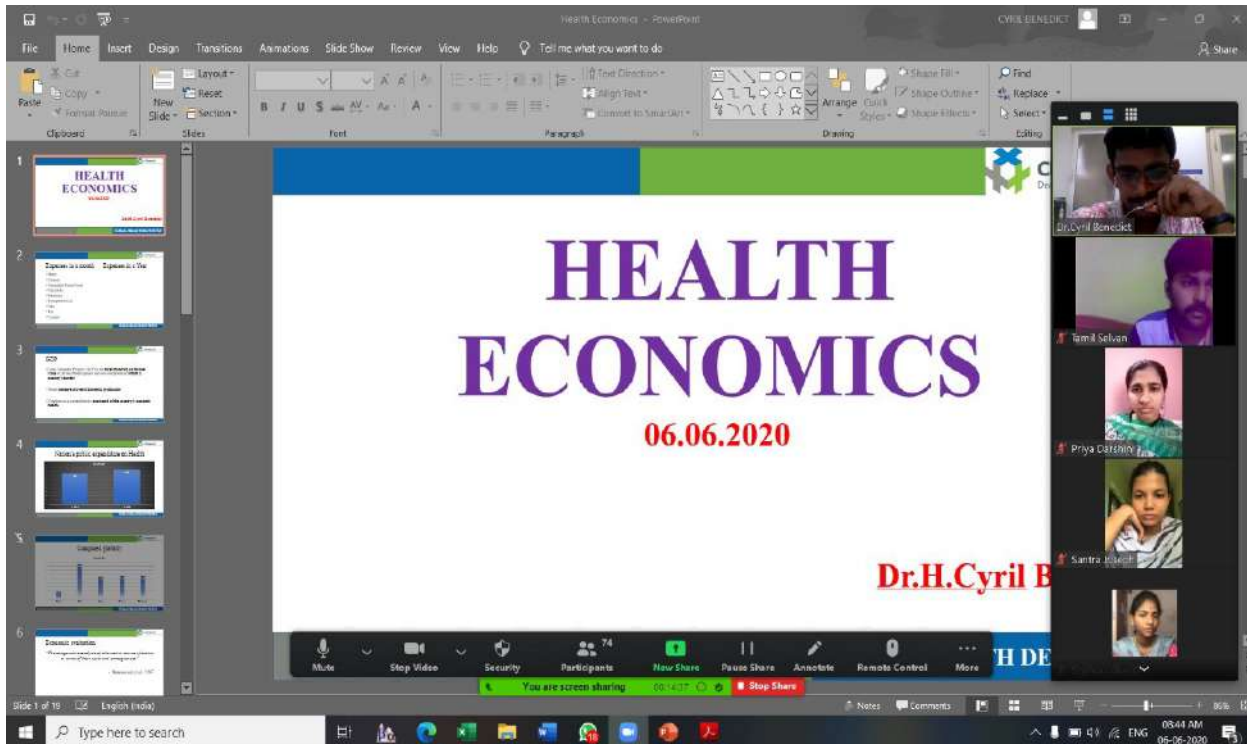
Absentees:

- 1.Aru Dharunya
- 2.Akshaya
- 3.Subakeerthi
- 4.Vikraman

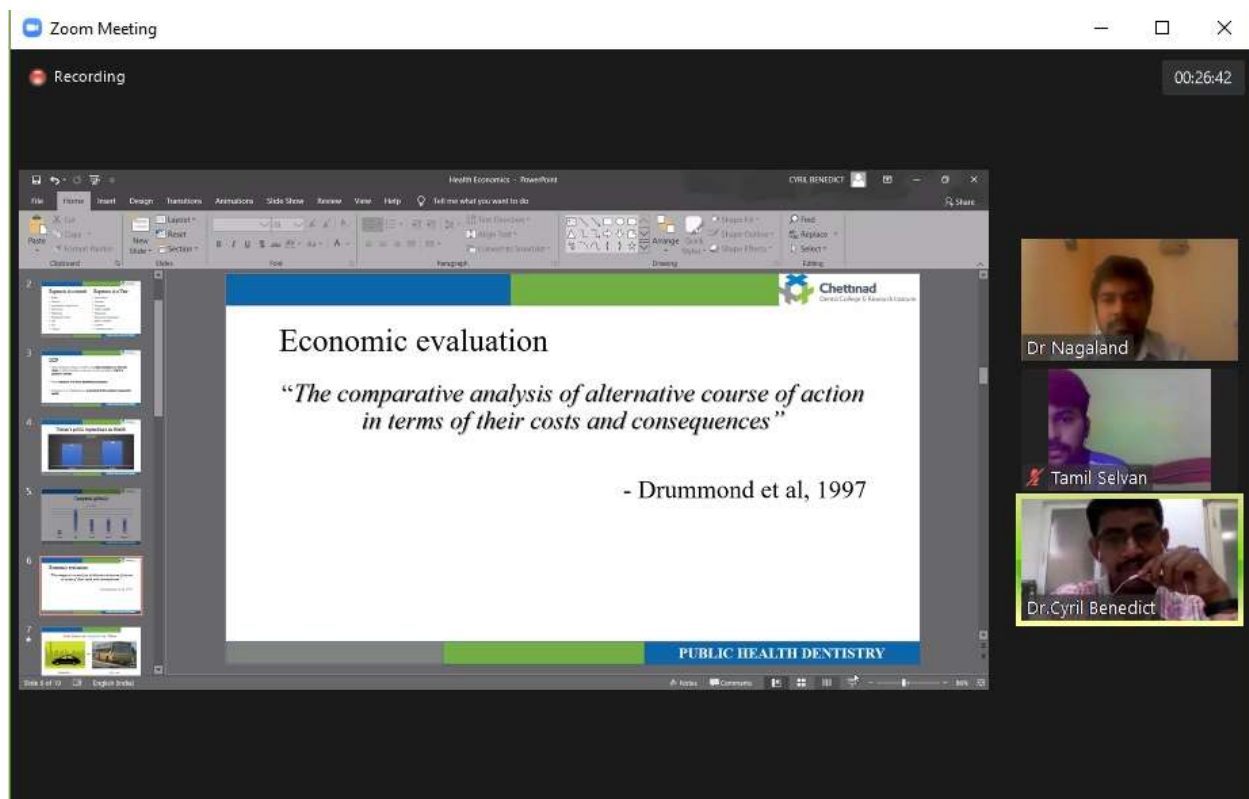
Summary:

The final year BDS students had discussion with Dr.Cyril Benedict sir via zoom app on 06/06/2020 (Saturday) between 8.30am -9.30am about Health economics.

The session was started by giving a brief introduction to health economics, Economic evaluation and funds allocated for health care sector in India Followed which sir explained about Cost Minimization, Cost effectiveness, Cost utility analysis and Cost benefit analysis. It was an interactive session and Suitable examples were quoted which helps in better understanding of the topic.




The screenshot shows a Zoom meeting window. The main content is a PowerPoint presentation titled "HEALTH ECONOMICS" with the date "06.06.2020" and the presenter's name "Dr.H.Cyril B". The presentation is displayed in a window titled "Health Economics - PowerPoint". The Zoom interface includes a top toolbar with options like File, Home, Insert, Design, Transitions, Animations, Slide Show, Review, View, and Help. A sidebar on the left shows a list of slides. On the right, a vertical strip displays the video feeds of participants: Dr. Cyril Benedict, Tamil Selvan, Priya Dattin, and Santra. At the bottom, a status bar indicates "You are screen sharing" and shows the time as 09:44 AM on 06-06-2020.



The screenshot shows a Zoom meeting window. The main content is a PowerPoint presentation titled "Economic evaluation" with the subtitle "The comparative analysis of alternative course of action in terms of their costs and consequences" and the author "Drummond et al, 1997". The presentation is displayed in a window titled "Health Economics - PowerPoint". The Zoom interface includes a top toolbar with options like File, Home, Insert, Design, Transitions, Animations, Slide Show, Review, View, and Help. A sidebar on the left shows a list of slides. On the right, a vertical strip displays the video feeds of participants: Dr. Nagaland, Tamil Selvan, and Dr. Cyril Benedict. At the bottom, a status bar indicates "You are screen sharing" and shows the time as 00:26:42.


Zoom Meeting Recording 00:28:07

Cost factor vs Comfort vs Time



₹ 250-550


OR



₹ 25 - 45

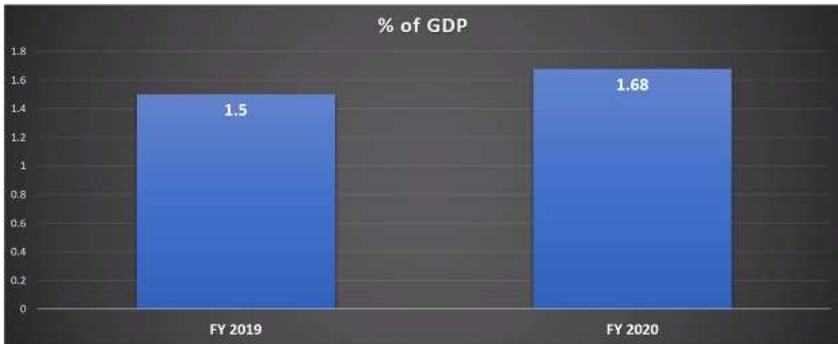
Dr.Cyril Benedict
 Tamil Selvan
 Namarrathaa...

Zoom Meeting Recording 00:23:27


Chettinad
 Dental College & Research Institute

Nation's public expenditure on Health

% of GDP



Fiscal Year	% of GDP
FY 2019	1.5
FY 2020	1.68

Adithi Karthik
 Tamil Selvan
 Dr.Cyril Benedict


PUBLIC HEALTH DENTISTRY

Zoom Meeting

Recording


Remaining Meeting Time: 07:08

00:32:52

 **Chettinad**
Dental College & Research Institute

The principle of Health economics

Minimize the cost and maximize welfare



PUBLIC HEALTH DENTISTRY

Priya Darshini

Tamil Selvan


Dr. Cyril Benedict

Zoom Meeting


Recording

Remaining Meeting Time: 05:00

00:35:01

 **Chettinad**
Dental College & Research Institute

Types of economic evaluation

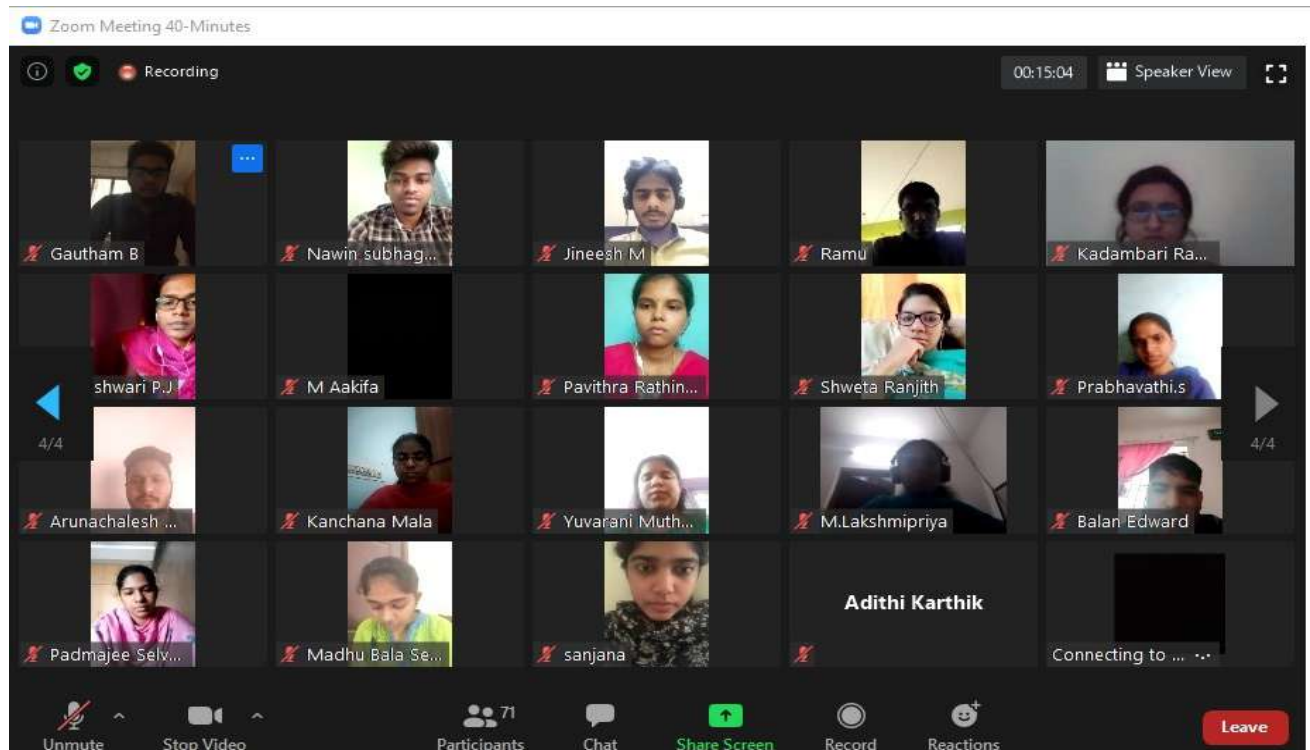
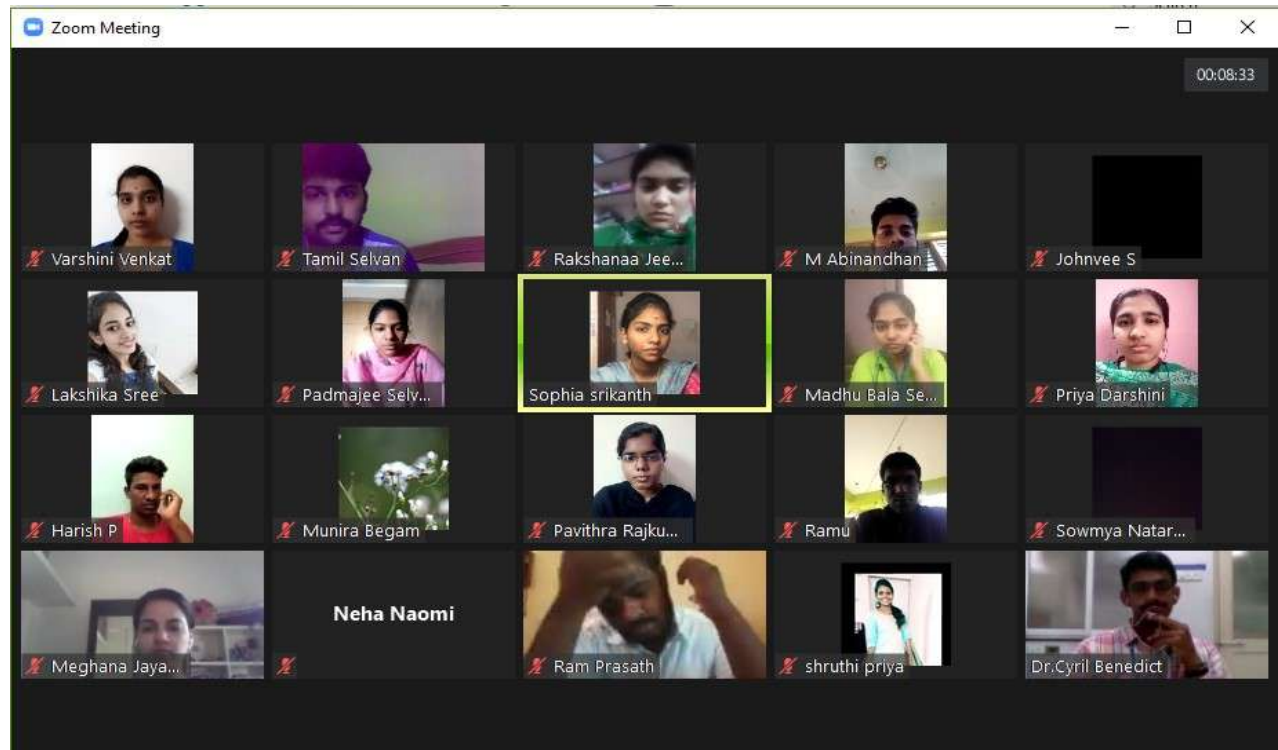


PUBLIC HEALTH DENTISTRY

Priya Darshini





















Tamil Selvan

Dr. Cyril Benedict



Zoom Meeting 40-Minutes





















Recording 00:14:43 Speaker View

 Deepika R M	 Kudiarasi Raje...	 Maha Srinithi S...	 Chandhni's iPh...	 Shindhuja N
 ahamed	 Kauvya Karuna...	 Prasanth	 Sathiya Ganesan	 Lalitha Choudh...
 Shivani Sivara...	 Ranjani Sriniva...	 Gautham B	 Nawin subhag...	 Jineesh M
 Ramu	 Kadambari Ra...	 Vikneshwari P.J	 M Aakifa	 Pavithra Rathin...

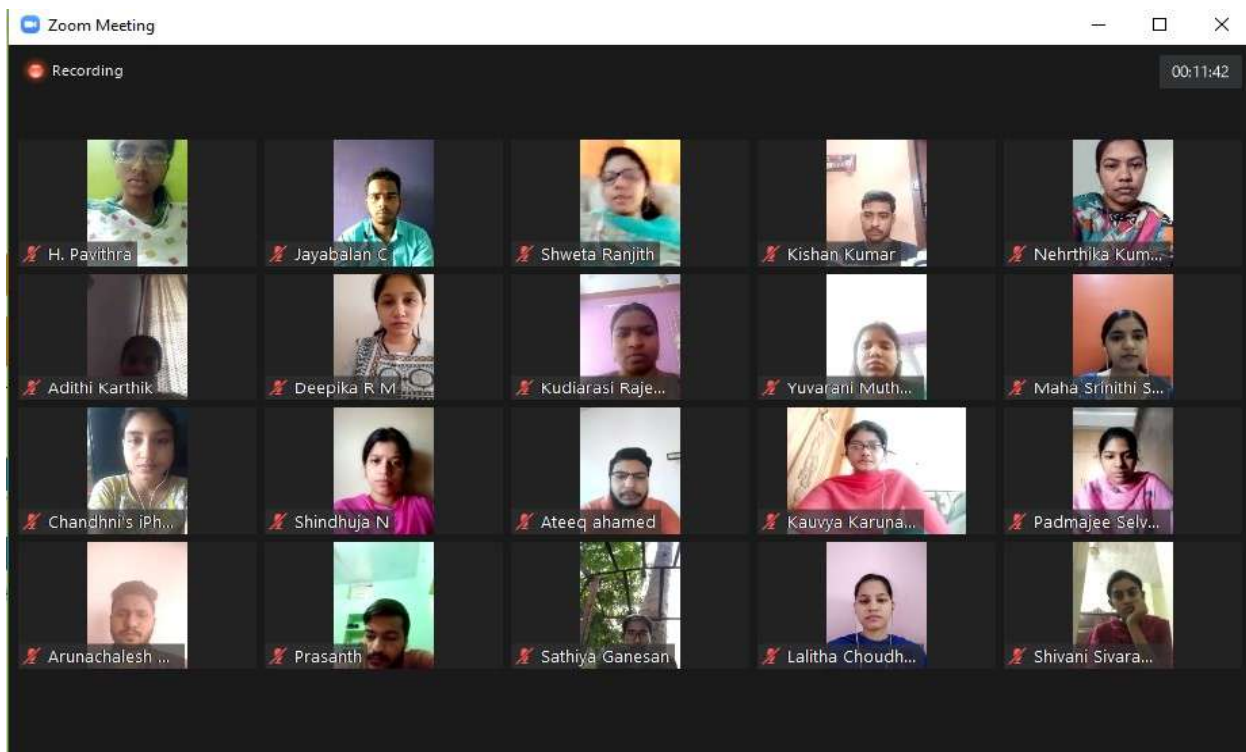
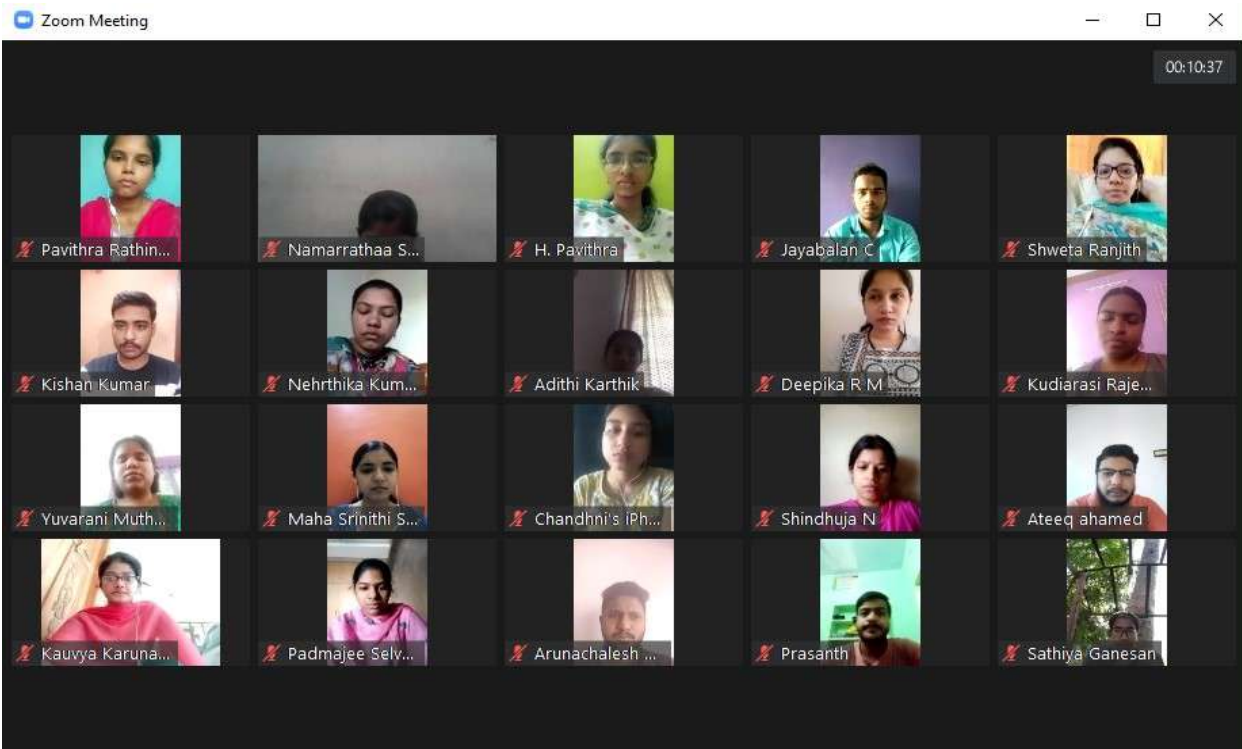
Unmute Stop Video Participants 71 Chat Share Screen Record Reactions Leave

Zoom Meeting 40-Minutes

Recording 00:14:16 Speaker View

 ACHSAH EVAN...	 Sureka Varatha...	 Padmajaa Kris...	 Logesh Ram	 Pavithra laksh...
 ina.S	 Jaya Kumar	 Janani	 Surya Nandaku...	 Vishalini Mohan
 Hema Suresh	 Subaghini Nata...	 Sruthi S	 Gowtham PD	 Namarrathaa S...
 H. Pavithra	 Jayabalan C	 Kishan Kumar	 Nehrthika Kum...	 Adithi Karthik

Unmute Stop Video Participants 71 Chat Share Screen Record Reactions Leave



PARTICIPANT LIST:

Close	Participants (74)	Close	Participants (74)
BR	Balaji Ragavan	Jineesh M	
	Balan Edward	Johnvee S	
C	Chandhni's iPhone	KR	Kadambari Ramaswamy
	Deepika R M	KM	Kanchana Mala
GB	Gautham B		Kauvya Karunanidhi
GP	Gowtham PD		Kishan Kumar
	H. Pavithra	KR	Kudiarasi Rajendran
	Harish P		Lakshika Sree
	Hema Suresh	LC	Lalitha Choudhary
	Jaya Kumar		Logesh Ram
	Jineesh M	MA	M Aakifa
Invite		Invite	

Close	Participants (75)	Close	Participants (75)
MA	M Aakifa		Ram Prasath
	M Abinandhan	R	Ramu
M	M.Lakshmipriya	RS	Ranjani Srinivasan
	Madhu Bala Sermarajan		Sai Aditiya
	Maha Srinithi Selvaraj	S	sanjana
MLJ	Meghana Jayadev		Santra Joseph
	Munira Begam	SG	Sathiya Ganesan
	Naafia Fathima	SN	Shindhuja N
	Namarrathaa Sre	SS	Shivani Sivaramakrishnan
	Nawin subhaganesh		shruthi priya
NN	Neha Naomi	SR	Shweta Ranjith
Invite		Invite	

Close	Participants (75)	Close	Participants (75)
	Subashini Natarajan	SR	Shweta Ranjith
SV	Sureka Varatharaj		Sneha D
	Surya Nandakumar		Sophia srikanth
TS	Tamil Selvan		Sowmya Natarajan
VV	Varshini Venkat	SS	Sruthi S
VP	Vikneshwari P.J		Subashini Natarajan
VM	Vishalini Mohan	SV	Sureka Varatharaj
	Yuvarani Muthu Kumar		Surya Nandakumar
	Aamina Afra	TS	Tamil Selvan
J	Janani	VV	Varshini Venkat
	Jayabalan C	VP	Vikneshwari P.J
Invite		Invite	

Close	Participants (75)	Close	Participants (74)
NN	Neha Naomi	Search	
	Nehrthika Kumaresan	P	Prasanth (ma)
PK	Padmajaa Krishnan	DB	Dr.Cyril Benedict (host)
	Padmajee Selvaraj	DN	Dr Nagaland
PL	Pavithra lakshmi N		Kishan Kumar
PP	Pavithra Rajkumar	AE	ACHSAH EVANGELIN
	Pavithra RathinaSwamy	AK	Adithi Karthik
P	Prabhavathi.s	A	Archana.S
	Priya Darshini		Arunachalesh Anbazha...
R	Rakshanaa Jeevan	AA	Ateeq ahamed
	Ram Prasath	BR	Balaji Ragavan
Invite		Invite	

DEPARTMENT OF PUBLIC HEALTH DENTISTRY

e-DISCUSSION FOR FINAL YEARS

Date:06.06.2020

Session I;08.30AM-09.30AM

Faculty: Dr. Jagannatha G.V,Dr.Nagappan

Total No.of Final Years:7

Discussion topic: Epidemiology of oral cancer

Summary:

Lecture class was taken by Dr.Nagappan sir and Dr.Jagannatha GV sir on Epidemiology of oral cancer.Started with Introduction of cancer, oral cancer around in India, Epidemiology of triad in oral cancer , Brief explanation about prevention of oral cancer.

Assignment questions;

- 1.Definition and principles of epidemiology.
- 2.Name the Smoked and smokeless tobacco available in India?
- 3.Agents factors for oral cancer?
4. Incidence, prevention,morbidity, mortality, Formulas and examples.
- 5.oral cancer stastic in India and Chennai.



Chettinad

Dental College & Research Institute

9:00 AM

4G

Close

Participants (9)

Search

P

Priyanga.V (me)

Harini Prabha (host)

Dr Nagappan N

Ragavi vijayan

Dhanesh Bala

DJ

Dr. Jagannatha GV

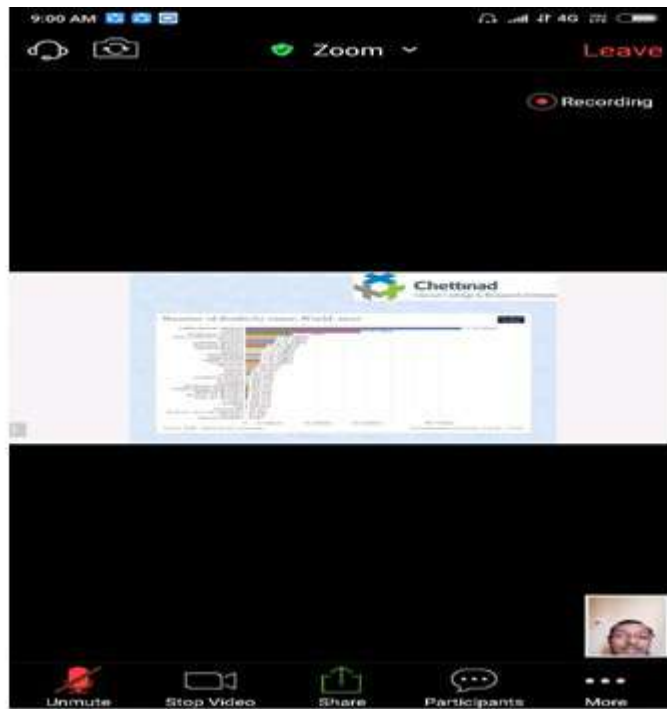
HR

Harish Raghav

M. Thouseef Ahmed

Vishnu Kumar



Invite







Chettinad
Dental College & Research Institute


9:00 AM




 Zoom

Leave


 Recording


 Chettinad
Dental College & Research Institute


Number of deaths by cause, World, 2017





Source: WHO, Global Burden of Diseases

 Unmute

 Stop Video

 Share

 Participants

 More



DEPARTMENT OF PUBLIC HEALTH DENTISTRY

CLINICAL e- DISCUSSION REPORT

Session 1: 9.50 am-10.15am

Date: 06.06.2020

Staff incharge:

Dr. Jagannatha GV

Students: IV Year main Batch –D

Total No of Students present: 13/13

Topic: Revision Test

Summary:

In this session, questions were given pertaining to ART, Pit and Fissure sealants, Fluorides and preventive resin restoration. We are asked to answer all the questions and the discussion were carried out in next session.

ATTENDANCE SHEET:

9:53 4G LTE 86%

Close **Participants (14)**

Search

P	Prasanth (me)	
PL	Pavithra lakshmi N (host)	
DJ	Dr. Jagannatha GV	
	Namarrathaa Sre	
	H. Pavithra	
	Naafia Fathima	
	Nawin subhaganesh	
NN	Neha Naomi	
	Nehrthika Kumaresan	
PK	Padmajaa Krishnan	

Invite

9:53 4G LTE 86%

Close **Participants (14)**

	H. Pavithra	
	Naafia Fathima	
	Namarrathaa Sre	
	Nawin subhaganesh	
NN	Neha Naomi	
	Nehrthika Kumaresan	
PK	Padmajaa Krishnan	
PR	Pavithra Rajkumar	
	Pavithra RathinaSwamy	
P	Prabhavathi.s	
	Priya Darshini	

Invite





DEPARTMENT OF PUBLIC HEALTH DENTISTRY

CLINICAL e- DISCUSSION REPORT

Session 2: 11:20 am-12.00 pm

Date: 06.06.2020

Staff in-charge:

Dr. Jagannatha GV

Students: IV Year main Batch –D

Total No of Students present: 13/13

Discussion topic: Revision questions and answers – Discussion























Summary:

The importance of prevention of dental caries and periodontal diseases were discussed. The irreversible nature of dental caries particularly and the wide availability of primary preventive measures like oral hygiene aids including fluoridated toothpaste and the importance of motivating community about the same was explained in detail. Likewise, the complex nature of periodontal disease and the ease of its prevention and its link with systemic health was emphasised. Regarding the same the students shared their understanding during the discussion. The need for oral prophylaxis before pit and fissure sealants were also discussed and other questions such as steps involved in fluoride applications were also discussed.

ATTENDANCE SHEET:























Close **Participants (14)**

Search

P	Prasanth (me)	  >
PL	Pavithra lakshmi N (host)	  >
DJ	Dr. Jagannatha GV	  >
	Namarrathaa Sre	  >
	H. Pavithra	  >
	Naafia Fathima	  >
	Nawin subhaganesh	  >
NN	Neha Naomi	  >
	Nehrthika Kumaresan	  >
PK	Padmajaa Krishnan	  >
		  >

Invite

Close **Participants (14)**

	H. Pavithra	  >
	Naafia Fathima	  >
	Namarrathaa Sre	  >
	Nawin subhaganesh	  >
NN	Neha Naomi	  >
	Nehrthika Kumaresan	  >
PK	Padmajaa Krishnan	  >
PR	Pavithra Rajkumar	  >
	Pavithra RathinaSwamy	  >
P	Prabhavathi.s	  >
	Priya Darshini	  >

Invite







DEPARTMENT OF PUBLIC HEALTH DENTISTRY

CLINICAL e- DISCUSSION REPORT

Session 3: 12:20 pm-1:20 pm

Date: 06.06.2020

Staff in-charge:

Dr. Jagannatha GV

Students: IV Year main Batch –D

Total No of Students present: 13/13

Discussion topic: Student seminar: Sewage water treatment process and the plant design

Summary: The student briefed the definition of sewage water and the sources of sewage water, steps involved in sewage water processing, various sewage water treatment plant designs were shown and the importance of sewage treatment plant design were discussed.

ATTENDANCE SHEET:

Close **Participants (14)**

Naafia Fathima

P Prasanth

H. Pavithra

Namarrathaa Sre

Nawin subhaganesh

NN Neha Naomi

Nehrthika Kumaresan

PK Padmajaa Krishnan

PR Pavithra Rajkumar

Pavithra RathinaSwamy

P Prabhavathi.s

Invite

Close **Participants (14)**

Search

Priya Darshini (me)

PL Pavithra lakshmi N (host)

DI Dr. Jagannatha GV

Naafia Fathima

P Prasanth

H. Pavithra

Namarrathaa Sre

Nawin subhaganesh

NN Neha Naomi

Nehrthika Kumaresan

Invite



4G 107.4K/s 12:26 PM 4G LTE 67%


Nehrthika Kumaresan


H. Pavithra



Pavithra RathinaSwamy


Pavithra Rajkumar

• • • • • •

☰ ☷ ↶

4G 86.7K/s 12:26 PM 4G LTE 67%


Prabhavathi.s


Dr. Jagannatha GV

• • • • • •

☰ ☷ ↶

G 4G 63.8K/s 12:27 PM VoLTE 4G 67%

   Zoom  Leave

 Recording



SEWAGE WATER TREATMENT PLANT DESIGN



-D BATCH

DEPARTMENT OF PUBLIC HEALTH DENTISTRY





 Unmute  Stop Video  Share  Participants  More


G 4G 34.9K/s 12:48 PM VoLTE 4G 68%

 Recording

ROTATING BIOLOGICAL CONTACTORS



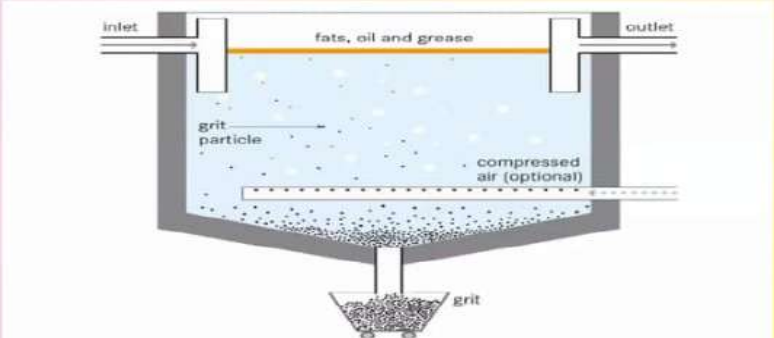
- Rotating biological contactor contain a number of rotating discs on a shaft submerged in a tank partially or completely filled with liquid , biofilm grows in immobilized form on the surface of a large number of closely spaced discs partially in the air spaces above the reactor.



4G 341.6K/s 12:38 PM 67%

Zoom **Leave**

Recording



inlet fats, oil and grease outlet
grit particle
compressed air (optional)
grit

Unmute Stop Video Share Participants More

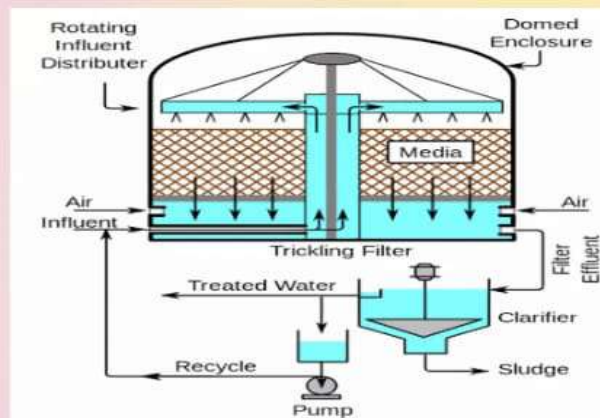
G 4G 33.6K/s 12:47 PM VoLTE 4G 68%



Zoom

Leave

 Recording



Unmute



Stop Video



Share



Participants



More



