

**CHETTINAD DENTAL COLLEGE AND RESEARCH INSTITUTE**

**DEPARTMENT OF PUBLIC HEALTH DENTISTRY**

**(27.04.2020 to 02.05.2020)**

**Theory class sessions**

S.No	Date	Batch	Lecture topic	Faculty	No of students participated
1	27.04.2020	Regular	Test – MCQs on Epidemiology of dental caries, periodontal disease and oral cancer	Dr.Jagannatha G V	77/78
2	27.04.2020	Supplementary	Introduction to Dental Fluorosis	Dr.Nagappan.N	7/7
3	02.05.2020	Regular	Dental Auxiliaries	Dr.Nagappan.N	78/78
4	02.05.2020	Supplementary	Mechanism of Action of Fluorides	Dr.Jagannatha G V	7/7

**Clinical discussions**

S.No	Date	Batch	Lecture topic	Faculty	No of students participated
1	27.04.2020 Session 1	Regular	Indices for Dental Fluorosis-I	Dr.H.Cyril Benedict Dr.Jagannatha.G.V	13
2	27.04.2020 Session 2	Regular	Indices for Dental Fluorosis-II	Dr.H.Cyril Benedict Dr.Jagannatha.G.V Dr.Nagappan Dr.Nagaland T	13
3	28.04.2020 Session 1	Regular	WHO Oral Health Assessment form 2013	Dr.Nagaland T Dr.Jagannatha.G.V	13
4	28.04.2020 Session 2	Regular	WHO Oral Health Assessment form 2013	Dr.Nagaland T	13
5	28.04.2020 Session 3	Regular	<b>Combined Session-</b> Special Event-World Day for Safety and Health at Work	Dr. G V Jagannatha Dr. Nagaland T Dr. Nagappan Dr. Cyril Benedict Dr. Dilshad Banu	13

6	29.04.2020 Session 1	Regular	Revision on Indices to Assess Oral Hygiene	Dr. Nagappan Dr. G V Jagannatha Dr. Nagaland T Dr. Cyril Benedict	13
7	29.04.2020 Session 2	Regular	Revision on Indices to Assess Dental Caries	Dr.Nagappan	13
8	29.04.2020 Session 3	Regular	Quiz on Periodontal Indices	Dr. Nagappan Dr. G V Jagannatha Dr. Nagaland T Dr. Cyril Benedict	13
9	30.04.2020 Session 1	Regular	Recent advances in Dental indices	Dr.Jagannatha.G.V Dr.Nagappan Dr.Cyril Benedict	13
10	30.04.2020 Session 2	Regular	Combined session-Special e-event "World Earth Day" by Interns	Dr.Jagannatha.G.V Dr.Nagappan Dr.Nagaland T Dr.Cyril Benedict	13
11	30.04.2020 Session 3	Regular	Combined session-Special e-event "GOOD FOOD GONE BAD" about food adulteration by F-batch students	Dr.Jagannatha.G.V Dr.Nagappan Dr.Nagaland T Dr.Cyril Benedict	13
12	02.05.2020 Session 1	Regular	Revision on Dental Indices	Dr.Cyril Benedict Dr.Jagannatha.G.V	13
13	02.05.2020 Session 3	Regular	Combined Session with Interns - Seminar on – Pedantic Dissection of Drug Prescription	Dr.Cyril Benedict Dr.Jagannatha.G.V Dr.Nagappan Dr.Nagaland T	13
14	02.05.2020 Session 3	Regular	Combined Session with Interns-Seminar on – Health Care Delivery System in India	Dr.Cyril Benedict Dr.Jagannatha.G.V Dr.Nagappan Dr.Nagaland T	13
15	02.05.2020 Session 4	Regular	Revision of Indices-2	Dr.Cyril Benedict Dr.Jagannatha.G.V	13
16	02.05.2020 Session 1	Supplementary	Introduction to Case History	Dr.Nagaland T Dr.Jagannatha.G.V	1
17	02.05.2020 Session 2	Supplementary	Introduction to Case history-2	Dr.Jagannatha.G.V Dr.Nagappan	1

**CHETTINAD DENTAL COLLEGE AND RESEARCH INSTITUTE**

**DEPARTMENT OF PUBLIC HEALTH DENTISTRY**

**REPORT FOR THEORY CLASS FOR AUGUST BATCH- 27.04.2020**

**Time:** 3pm – 4pm

**Faculty:** Dr. Jagannatha GV

**Students:** IV Year February Batch

**Discussion topic: Class test: MCQs on Epidemiology of dental caries, periodontal disease and oral cancer**

**Students present:** 77/77

**Summary:**

The class test was MCQs based. The students were asked the questions that aimed to assess the understanding of the topics, clinical relevance as well as practical application. Many students answered almost all questions. They were motivated to comprehend other topics similarly.

RS

Ranjani Srinivasan (me)

4G LTE

Giri

34.3K/s

3:30 PM

23%

Close

Participants (78)

DJ	Dr. Jagannatha GV (host)		A	Anusha.R	
NF	Naafia Fathima		A.	Archana . S	
VJ	Vikraman J			Arunachalesh Anbazhagan	
AM	Aakifa M		a	Ateeq Ahamed	
	Aamina Afra		B	Balaji's iPhone	
	Achsah Evangelin			Balan Edward	
AK	Adithi Karthik		C	Chandhni's iPhone	
	agalya Panneer selvam			Deepika R M	
	Akshayaa Shankar		D	Dharunya	
			GB	Gautham B	

Chats

Invite

Chats

Invite

GP

Gowtham PD

4G LTE

Giri

15.1K/s

3:30 PM

23%

Close

Participants (78)





















Chats





















Invite

Chats

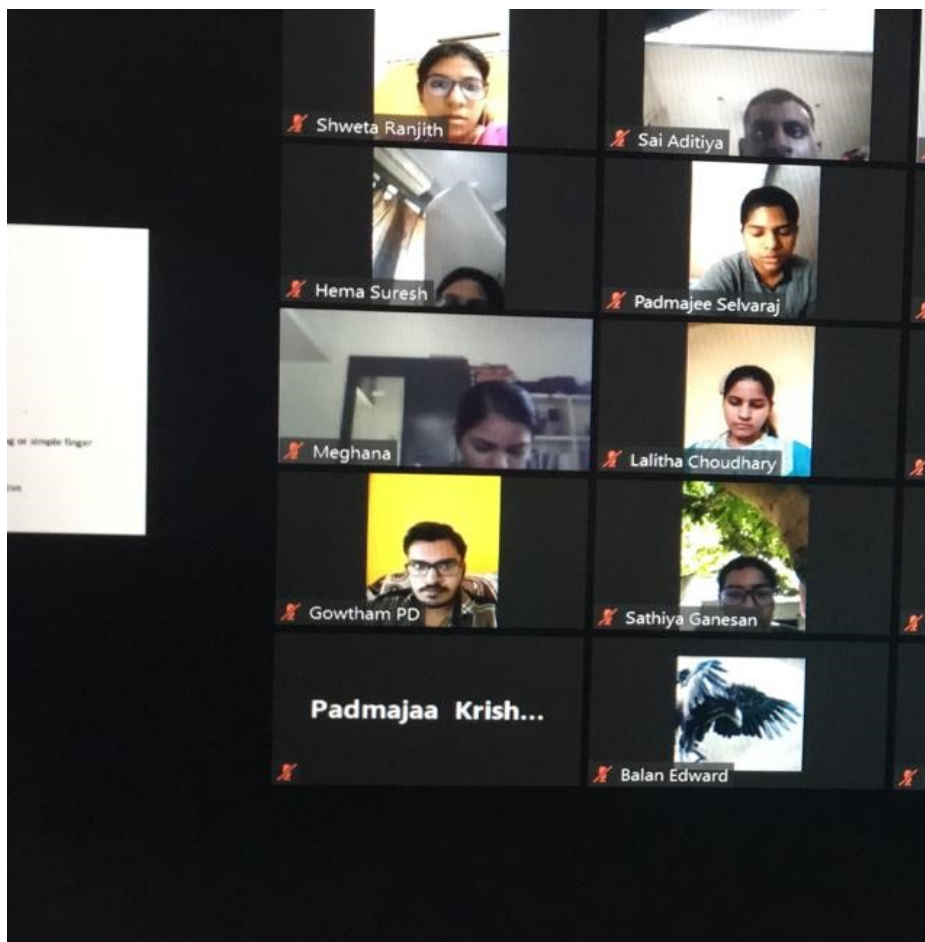
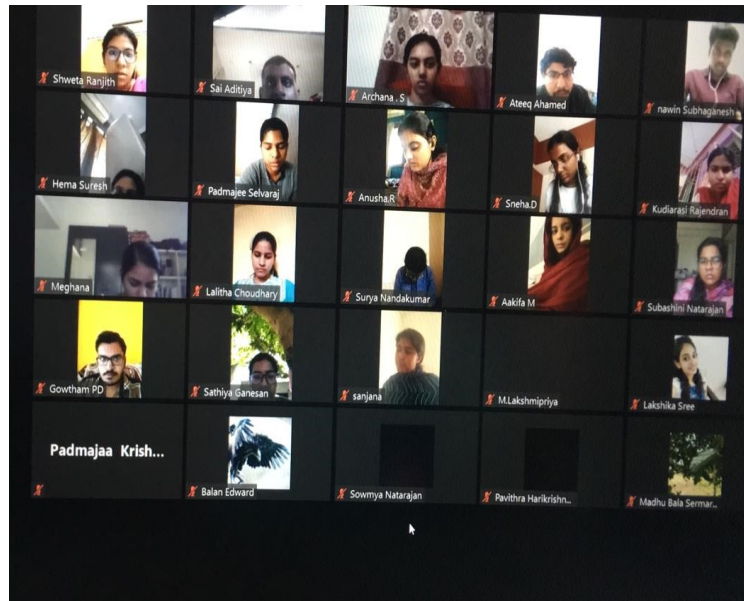
Invite

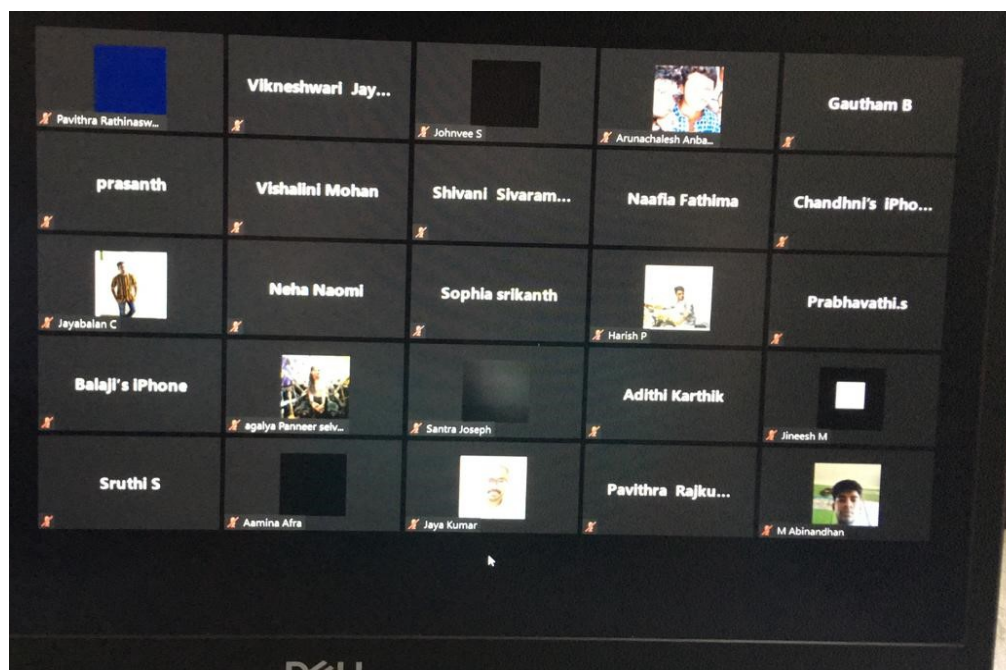
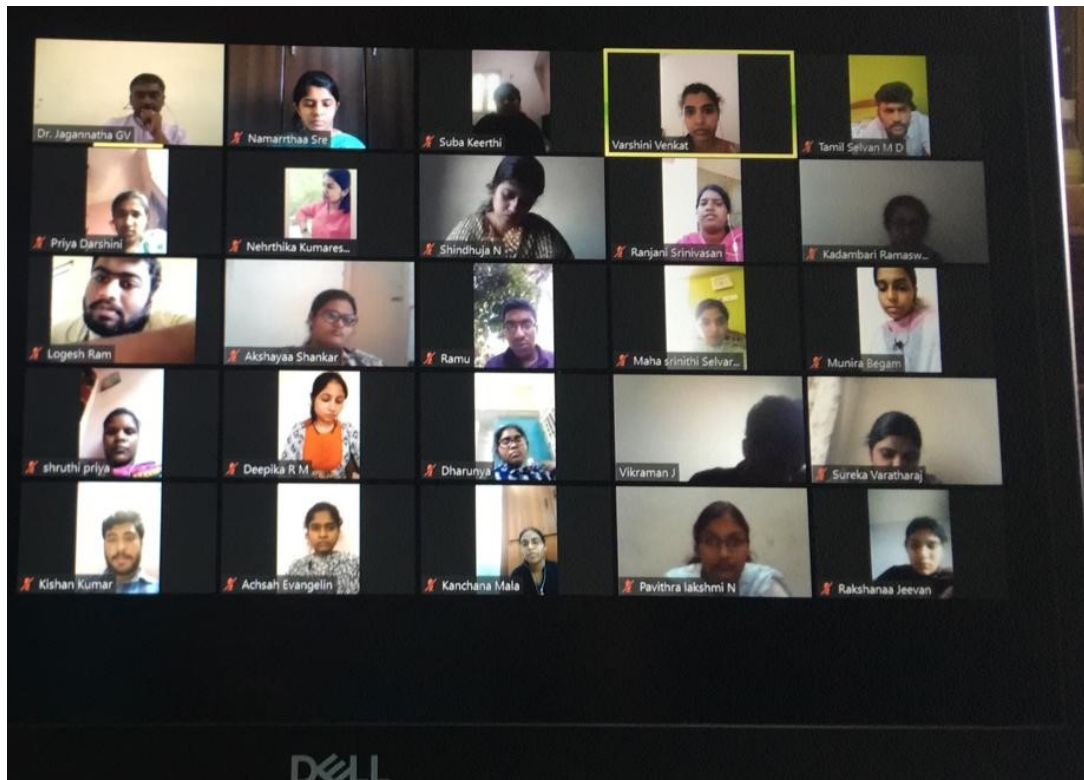


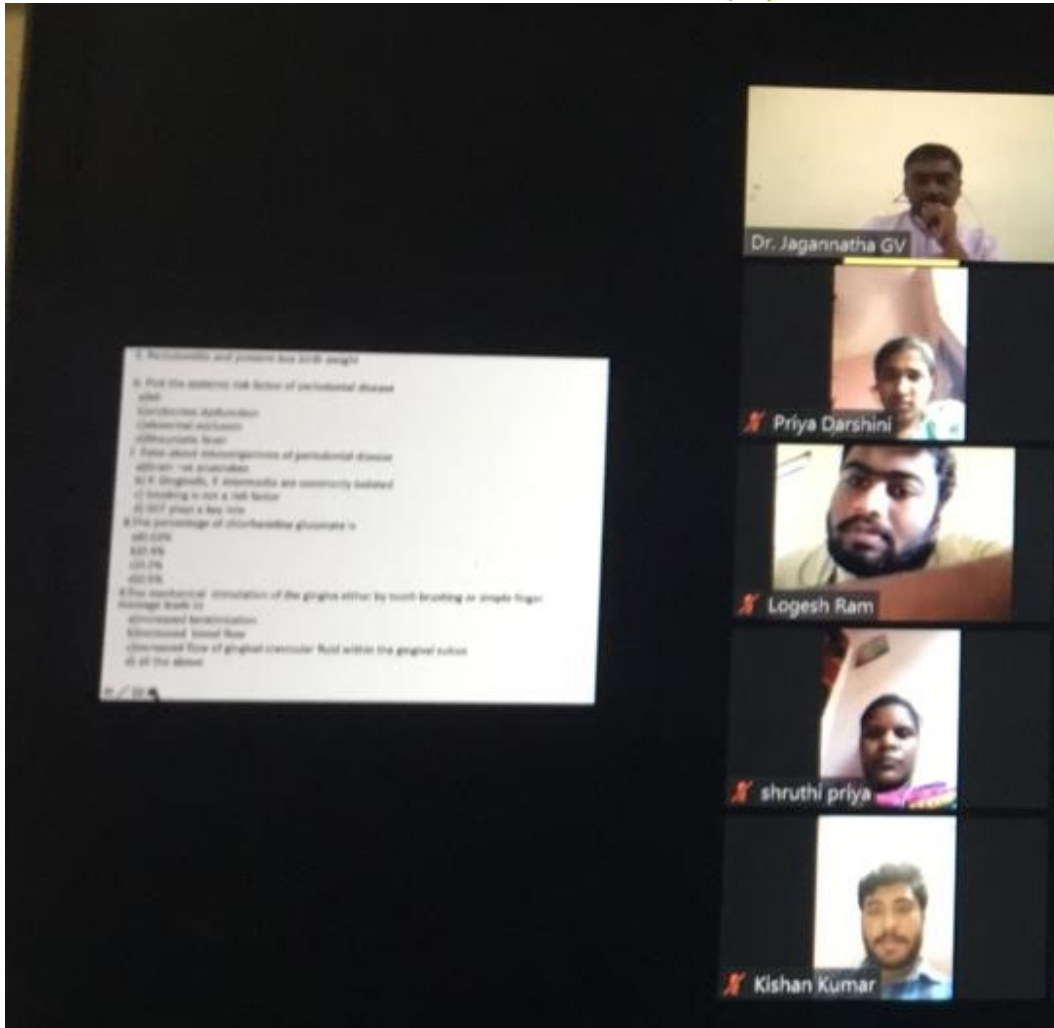
Close Participants (78)		Close Participants (78)	
	Maha srinithi Selvaraj		Maha srinithi Selvaraj
	Meghana		Meghana
	Munira Begam		Munira Begam
	Namarrthaa Sre		Namarrthaa Sre
	nawin Subhaganesh		nawin Subhaganesh
	Neha Naomi		Neha Naomi
	Nehrthika Kumaresan		Nehrthika Kumaresan
	Padmajaa Krishnan		Padmajaa Krishnan
	Padmajee Selvaraj		Padmajee Selvaraj
	Padmajee Selvaraj		Padmajee Selvaraj
Chats		Invite	

Close Participants (78)		Close Participants (78)	
	sanjana		Sruthi S
	Santra Joseph		Suba Keerthi
	Sathiya Ganesan		Subashini Natarajan
	Shindhuja N		Sureka Varatharaj
	Shivani Sivaramakrishnan		Surya Nandakumar
	shruthi priya		Tamil Selvan M D
	Shweta Ranjith		Varshini Venkat
	Sneha.D		Vikneshwari Jayabalan
	Sophia srikanth		Vishalini Mohan
	Sowmya Natarajan		Yuvarani
Chats		Invite	

- VIDEOS







The screenshot shows a Zoom meeting interface. On the left, a presentation slide is displayed with the following text:

5. Periodontitis and present low risk factor

6. Pick the systemic risk factor of periodontal disease

- all of them
- Smoking cessation
- Diabetes mellitus
- Chronic stress

7. State about consequences of periodontal disease

- apical root resorption
- to P. gingivalis, P. agglomerans are commonly isolated
- increasing to act as risk factor
- to 20% gross x-ray rate

8. The percentage of chlorhexidine gluconate is

- 0.05%
- 0.1%
- 0.2%
- 0.3%

9. Free mechanical stimulation of the gingiva either by tooth brushing or simple finger massage leads to

- diminished keratinization
- diminished blood flow
- diminished flow of gingival crevicular fluid within the gingival sulcus
- all of the above

On the right, five participants are visible in their respective video windows:

- Dr. Jagannatha GV
- Priya Darshini
- Logesh Ram
- shruthi priya
- Kishan Kumar

**REPORT FOR THEORY CLASS FOR FEBRUARY BATCH- 27.04.2020**

**Faculty:** Dr. N Nagappan (Faculty In-charge)

**Students:** IV Year Supplementary Batch

**Total No of Students:** 07/07

1. Ragavi Vijayan.      2. Thouseef Ahmed.      3. Harini Prabha      4. Vishnu Kumar  
5. Dhanesh Bala.      6. Harish Raghav      7. V Priyanga.

**Discussion topic:** Introduction to Dental Fluorosis

**Summary:**

The discussion for the theory class started with Introduction to dental fluorosis, Epidemic areas in India and Tamil Nadu, Different types of fluorides, Fluorides levels in various foods were discussed. Students were asked to write assignment about WHO recommend Fluorides Levels in India.


























15:11 4G LTE VoLTE

44

Close

## Participants (8)

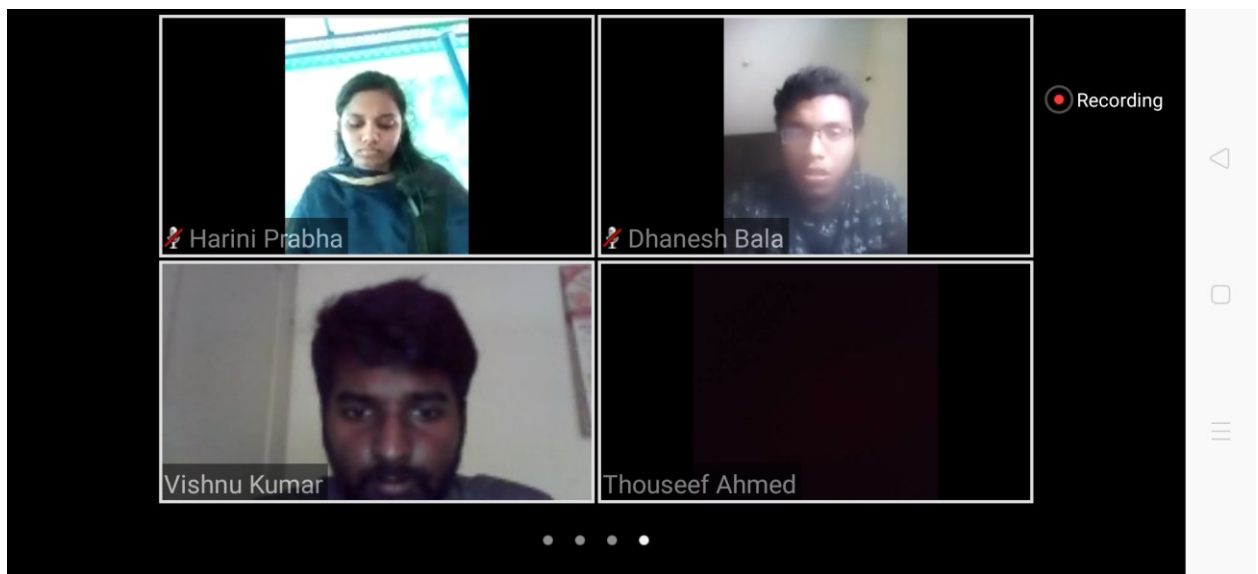
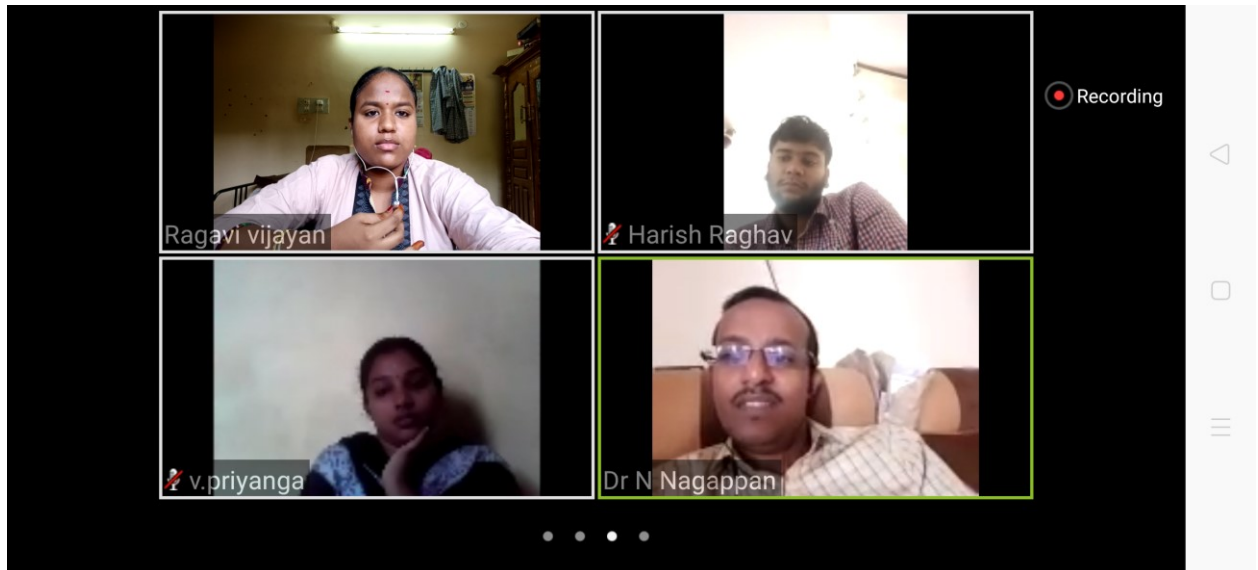
Search

	Harini Prabha (me)	  >
	Vishnu Kumar (host)	   >
	Dhanesh Bala	  >
	Dr N Nagappan	  >
	Harish Raghav	  >
	Ragavi vijayan	  >
	Thouseef Ahmed	  >
	v.priyanga	  >

Invite







## **REPORT OF E-DISCUSSION FOR CLINICAL POSTING – 27.04.2020**

### **SESSION-I- 10.30-11.30 am**

**Faculty:** Dr. H.Cyril Benedict (Faculty In-charge)

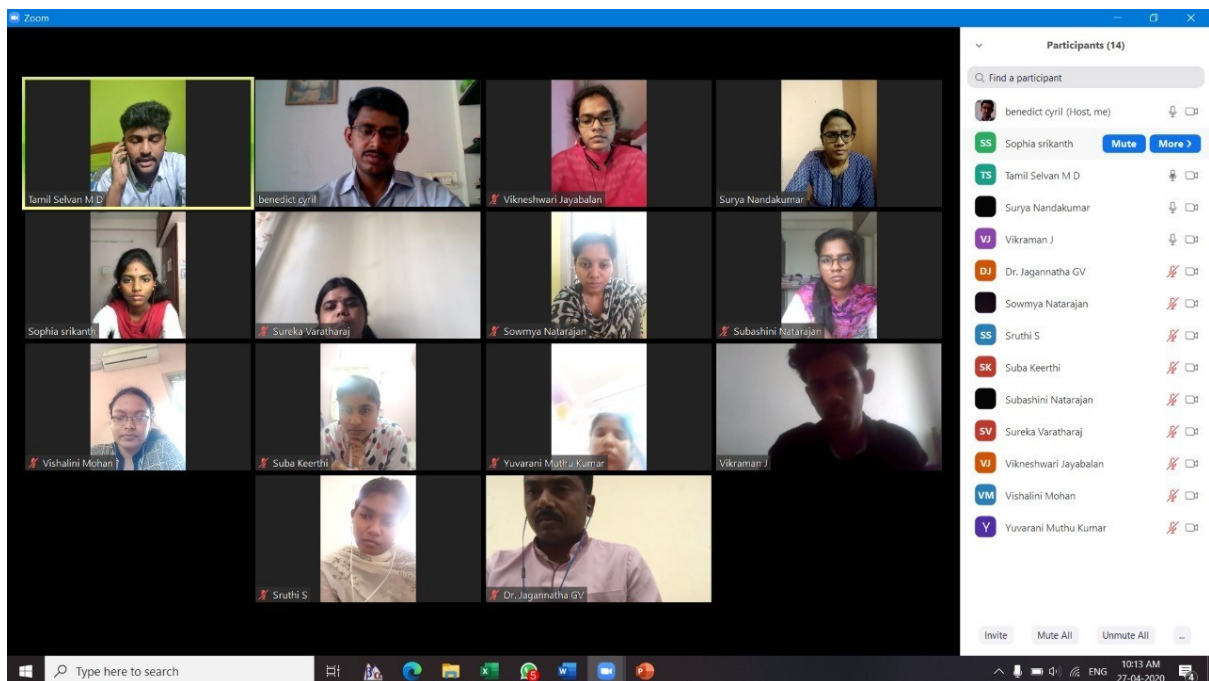
**Students:** IV Year F Batch

**Total No of Students:** 13/13(F-batch)

1. Sophia.S.    2. Sowmya.N.    3.S.Sruthi    4. Subakeerthi.T  
5. Subashini.N.    6. Surekha.K.V.    7. Surya.N.    8. Tamil Selvan.M.D  
9. Varshini.V.    10. Vikneshwari.P.J.    11. Vishalini.M  
12. Yuvarani.M    13.J.Vikraman

**Discussion topic:** Indices for Dental Fluorosis

**Summary:** The discussion for the first session started with Introduction of fluorosis and detailed discussion on the history of fluorosis , how the shoe leather surveys were conducted and contribution of various scientist in fluorosis .The history of water fluoridation was also mentioned .After that discussion was directed towards the Dean's fluorosis index ,how to calculate and various scoring criteria for the index .The discussion also included the difference between fluorosis and another enamel opacities , then discussion of modified Dean's fluorosis index was done and various advantages of modified index over the original index were discussed. Students also raised various doubts which was clarified and explained.





Zoom

Remaining Meeting Time: 06:09



Participants (15)

Find a participant

- benedict.cyril (Host, me)
- SS Sophia srikanth
- SK Suba Keerthi
- SV Sureka Varatharaj
- TS Tamil Selvan M D
- VJ Vikraman J
- DJ Dr. Jagannatha GV
- Sowmya Natarajan
- SS Sruthi S
- Subashini Natarajan
- Surya Nandakumar
- Varshini Venkat
- Vikneshwari Jayabalan
- VM Vishalini Mohan
- Y Yuvarani Muthu Kumar

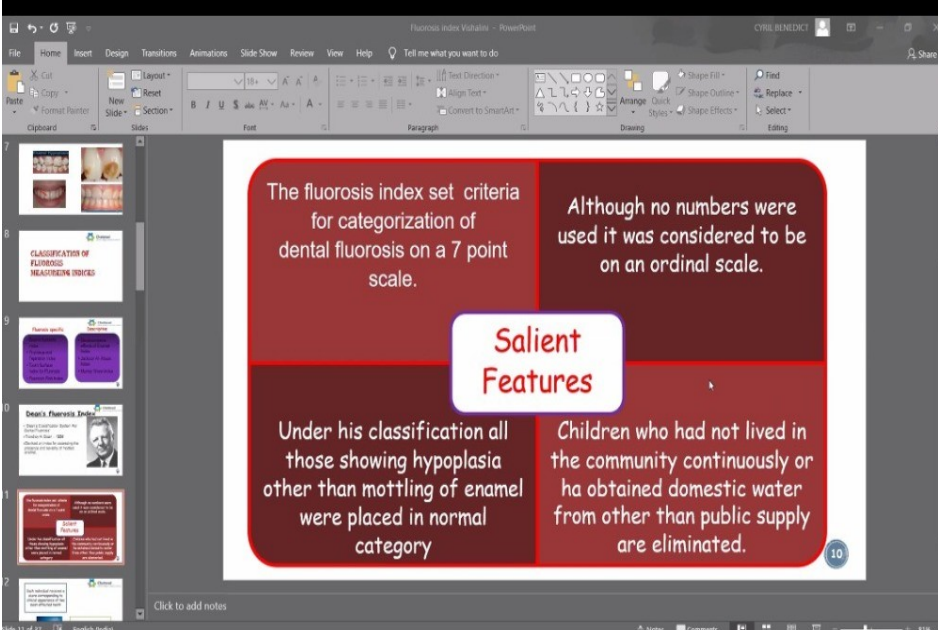
Invite Mute All Unmute All

Type here to search

10:34 AM 27-04-2020

Recording

Speaker View



Fluorosis index Variables - PowerPoint

File Home Insert Design Transitions Animations Slide Show Review View Help Tell me what you want to do

Clipboard Slides Font Paragraph Drawing Styles Editing

7

8

9

10

11

12

Click to add notes

Slide 11 of 37 English (India)

14

Leave Meeting

The fluorosis index set criteria for categorization of dental fluorosis on a 7 point scale.

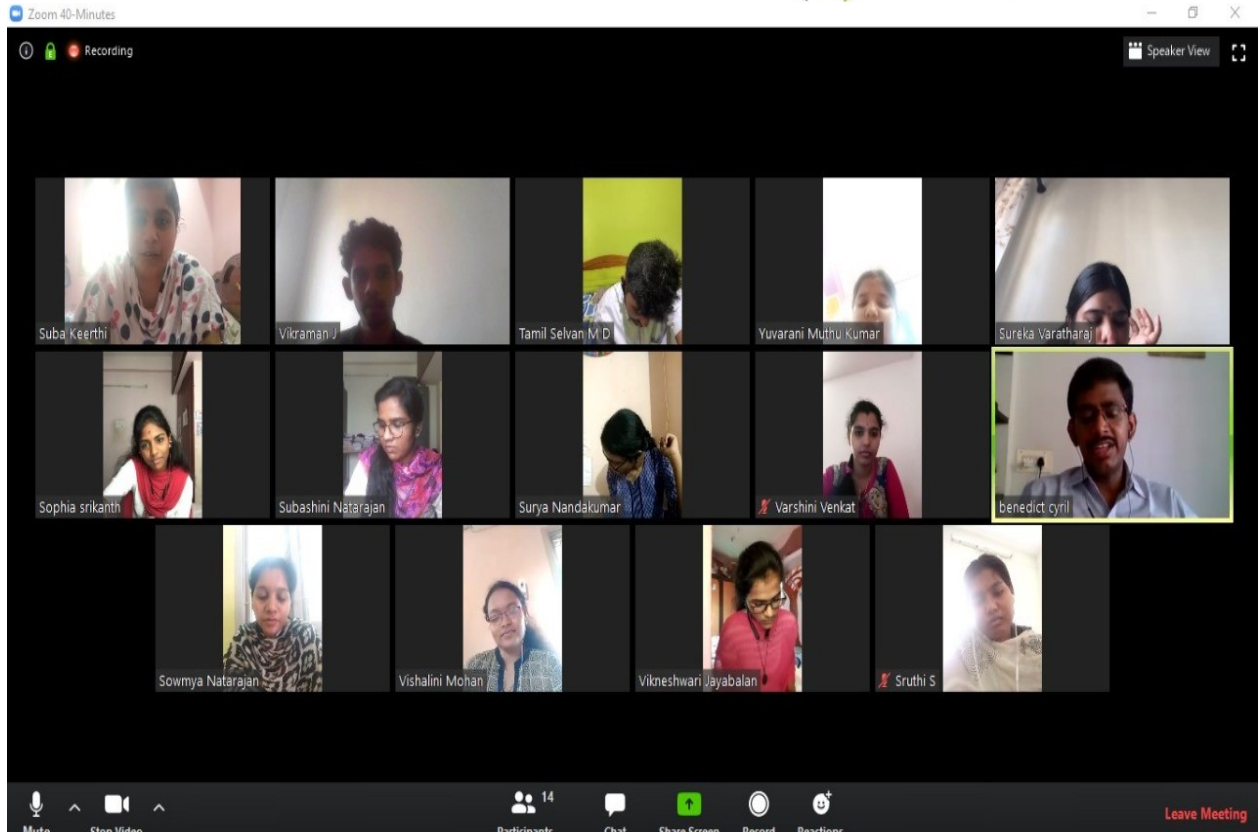
Although no numbers were used it was considered to be on an ordinal scale.

**Salient Features**

Under his classification all those showing hypoplasia other than mottling of enamel were placed in normal category

Children who had not lived in the community continuously or ha obtained domestic water from other than public supply are eliminated.

10



Fluorosis index Vishalini - PowerPoint

Slide Show Review View Help Tell me what you want to do

Font Paragraph Drawing Editing

**DIFFERENCE BETWEEN DENTAL FLUOROSIS AND NON FLUORIDE ENAMEL OPACITIES**

Characteristic	Mild form of fluorosis	Non fluoride enamel opacities
➤ Area affected	Near tips of cusp or incisal edge	Centered in smooth surface; affect whole crown
➤ Shape of lesion	Pencil shading; follow incremental lines in enamel	Round and oval
➤ Demarcation	Shades off imperceptibly into surrounding normal enamel	Clearly differentiated from adjacent normal enamel
➤ Colour	"paper white"; no stain at the time of eruption	"creamy-yellow"- "dark orange"; Pigmented at time of eruption
➤ Teeth affected	Teeth that calcify slowly; rare on lower incisors; rare deciduous teeth involvement; usually bilateral	Any tooth ; deciduous tooth may be involved ; may affect single tooth
➤ Gross hypoplasia	None ; enamel has glazed appearance-smooth to explorer tip	Absent-severe; enamel surface can be etched-rough to explorer tip
➤ Detection	Strong light- line of sight tangential to the crown	Strong light- line of sight perpendicular to tooth surface

Fluorosis Index- Department of Public Health Dentistry

6

Notes Comments

## REPORT OF E-DISCUSSION FOR CLINICAL POSTING – 27.04.2020

### SESSION-II - 12:15 PM –1:10 PM

**Faculty:** Dr. H.Cyril Benedict (Faculty In-charge)

**Students:** IV Year F Batch

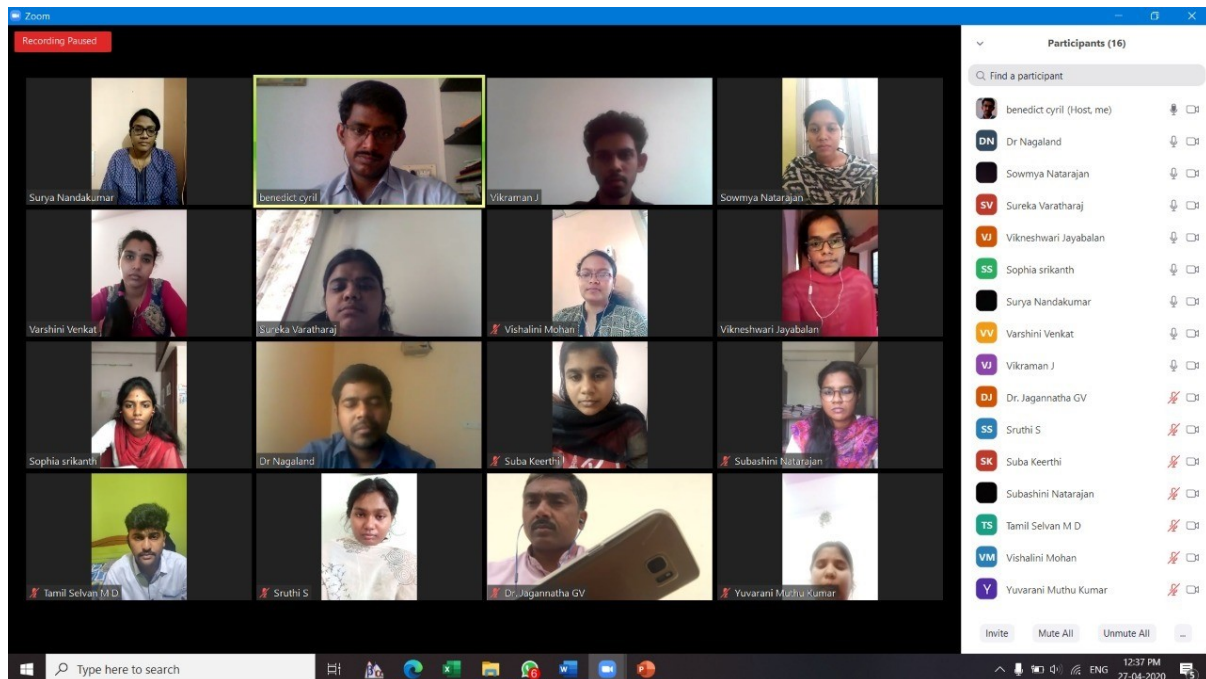
**Total No of Students:** 13/13(F-batch)

1. Sophia.S.    2. Sowmya.N.    3.S.Sruthi    4. Subakeerthi.T  
5. Subashini.N.    6. Surekha.K.V.    7. Surya.N.    8. Tamil Selvan.M.D  
9. Varshini.V.    10. Vikneshwari.P.J.    11. Vishalini.M  
12. Yuvarani.M    13.J.Vikraman

**Discussion topic:** Indices for Dental Fluorosis

#### **Summary:**

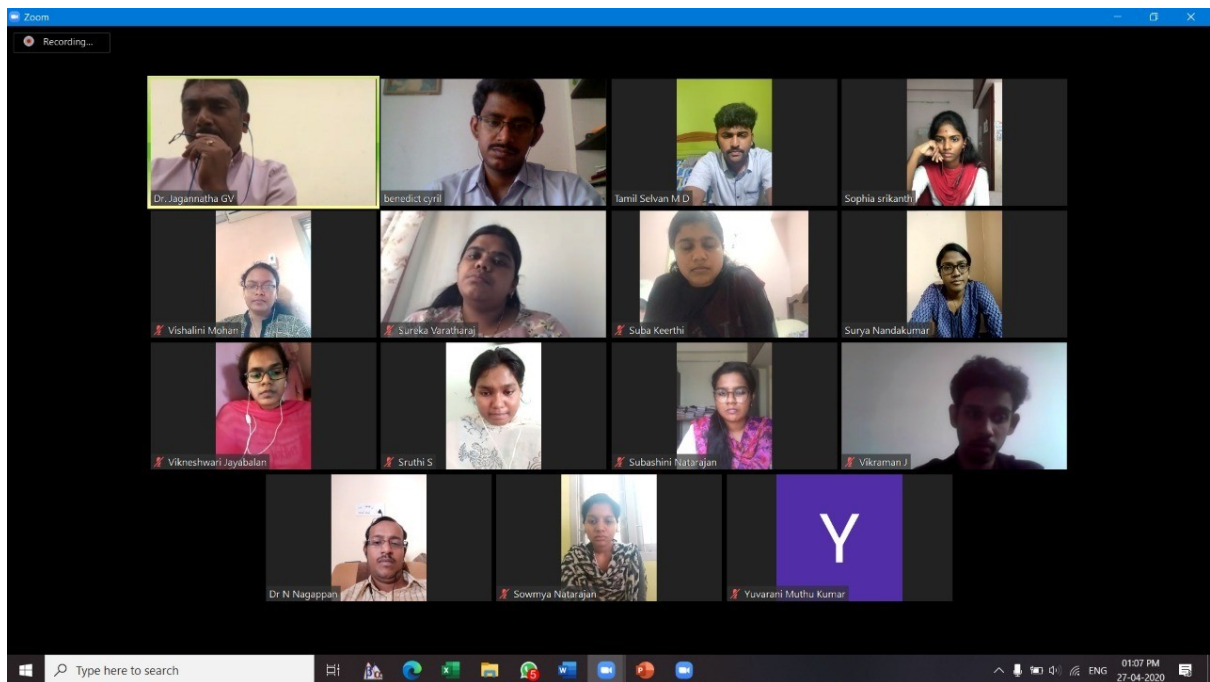
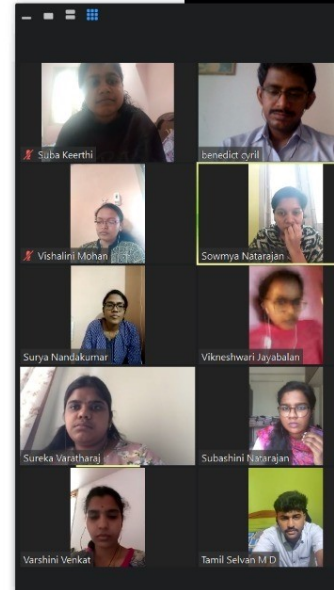
The discussion for the second session started with the revision on the Dean's fluorosis index and sir also asked various questions from the first session discussion for which students answered , then the discussion was directed towards the clinical pictures on scoring criteria for Dean's fluorosis index apart from that we also had the discussion about the other fluorosis index - Thylstrup and Fejerskov index for fluorosis and it's advantages over Dean's fluorosis index . Quiz was conducted and answered after the discussion and the answers were explained.





2. which is true in case of nonfluoride enamel opacities?

- Seen on cusps or incisal edges
- Rare in deciduous teeth
- Common in deciduous teeth



Zoom

Recording...

Participants (15)

Find a participant

benedict cyril (Host, me)

DN Dr N Nagappan

DJ Dr. Jagannatha GV

SS Sophia srikanth

Surya Nandakumar

TS Tamil Selvan M D

VJ Vikraman J

Sowmya Natarajan

SS Sruthi S

SK Suba Keerthi

SV Subashini Natarajan

SV Sureka Varatharaj

VI Vikneshwari Jayabalan

VM Vishalini Mohan

yes no go slower go faster more clear all

Invite Mute All Unmute All

Type here to search

01:07 PM 27-04-2020

Fluorosis index Vishalini - PowerPoint


CYRIL BENEDICT

Slide Show Review View Help Tell me what you want to do

Font Paragraph Drawing

Shape Fill Shape Outline Shape Effects

Find Replace Select Editing

 **Chettinad**  
Dental College & Research Institute

Normal

Questionable

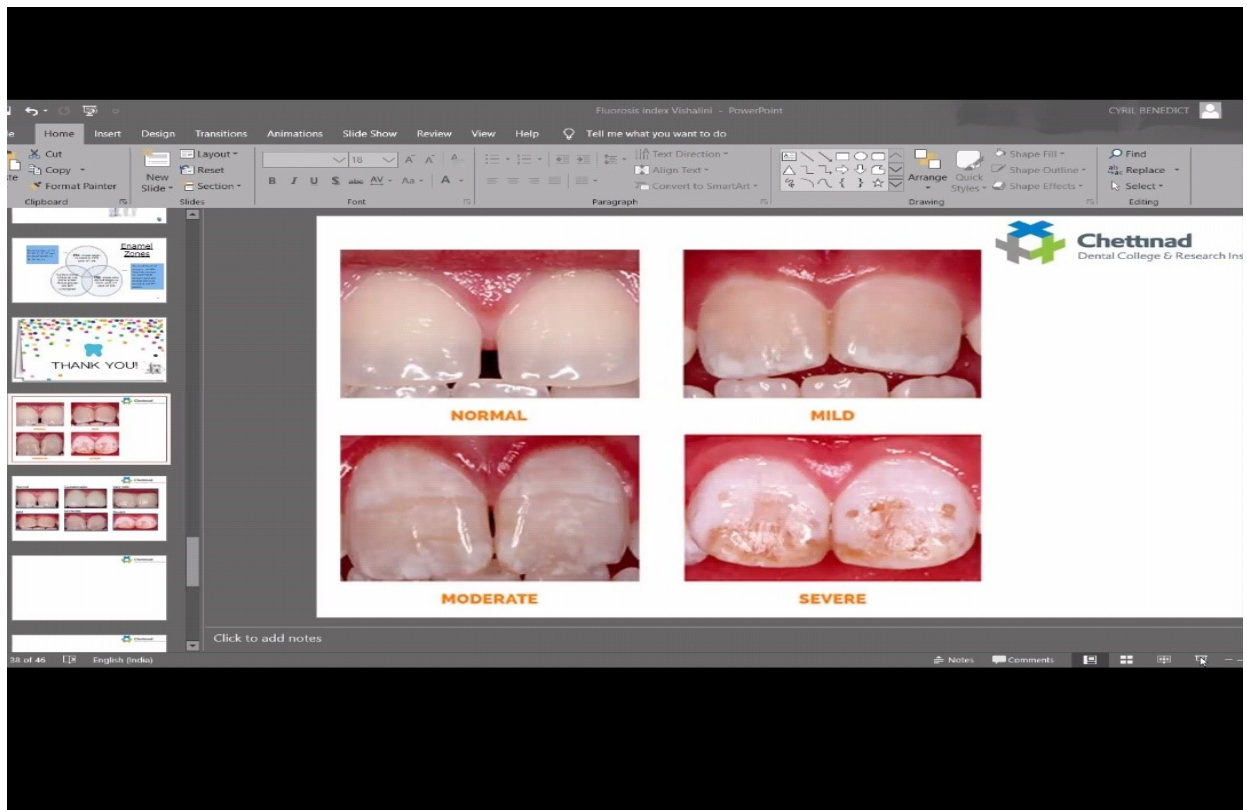
Very mild

Mild

Moderate

Severe

Notes Comments



## **REPORT OF E-DISCUSSION FOR CLINICAL POSTING – 28.04.2020**

### **SESSION-I**

**Session I: 10:45 AM – 11.30 AM**

**Faculty:** Dr. Nagaland T (Faculty Incharge)  
Dr Jagannatha G V

**Students: IV Year Regular Batch –F**

**Students Present: 13/13**

**Total No of Students:** 13/13(F-batch)

1. Sophia.S.    2. Sowmya.N.    3.S.Sruthi    4. Subakeerthi.T  
5. Subashini.N.    6. Surekha.K.V.    7. Surya.N.    8. Tamil Selvan.M.D  
9. Varshini.V.    10. Vikneshwari.P.J.    11. Vishalini.M  
12. Yuvarani.M    13.J.Vikraman

**Discussion topic:** WHO ORAL HEALTH ASSESSMENT FORM 2013.

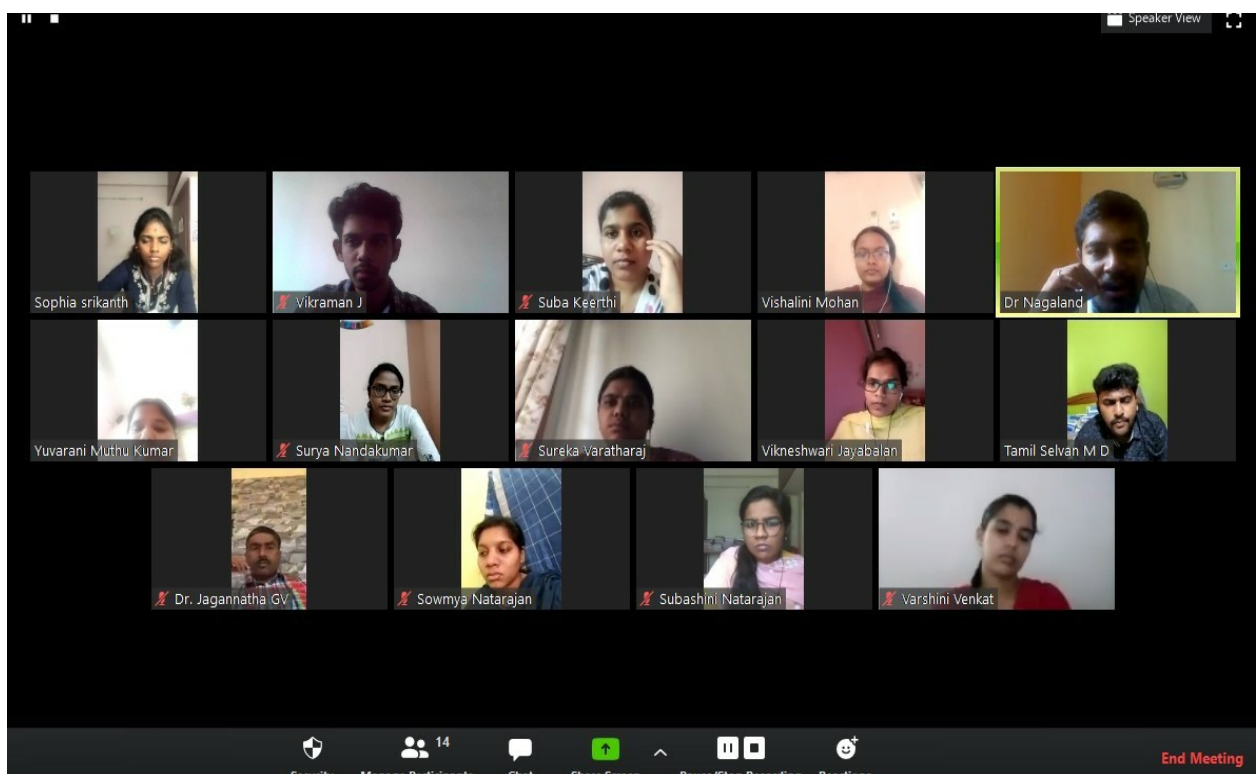
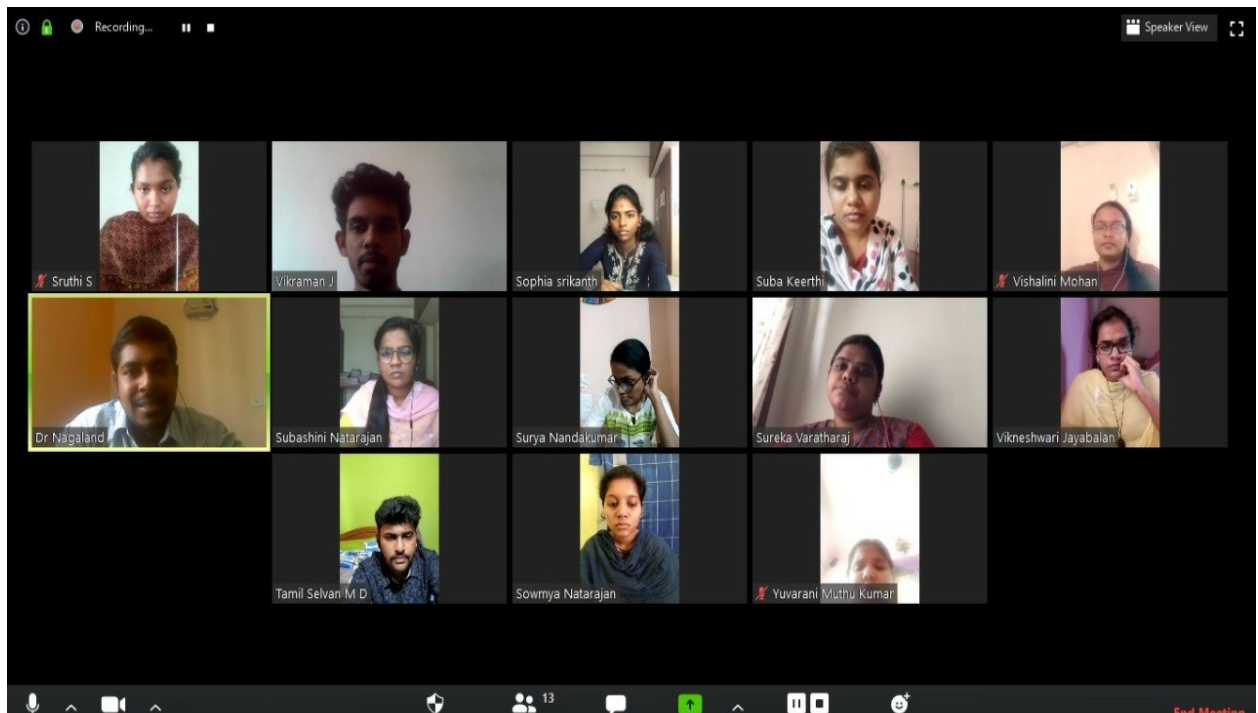
#### **Summary:**

The F batch Final year BDS students had discussion with Dr Nagaland sir about WHO oral health proforma - 2013 between 10.45 am to 11.30 am via ZOOM app. The discussion for the first session started with introduction to WHO oral health proforma, purpose of the proforma followed by types of oral health proforma. Then the details about demographic data, dentition status and periodontal status and criteria for scoring them were discussed. The following Assignment questions were given List the ethnic groups in India for the better understanding of the topic.






[illegible]

































## ATTENDANCE SHEET:

10:55




Close
Participants (14)

TS	Tamil Selvan M D (me)	  >
VJ	Vikraman J (host)	  >
DN	Dr Nagaland	  >
SS	Sophia srikanth	  >
	Sowmya Natarajan	  >
SK	Suba Keerthi	  >
VJ	Vikneshwari Jayabalan	  >
VM	Vishalini Mohan	  >
SS	Sruthi S	  >
	Subashini Natarajan	  >
SV	Sureka Varatharaj	  >
	Surya Nandakumar	  >
VV	Varshini Venkat	  >
Y	Yuvarani Muthu Kumar	  >

Invite

## **REPORT OF E-DISCUSSION FOR CLINICAL POSTING – 28.04.2020**

### **SESSION-II**

**Session II: 11:40 AM – 12.30 PM**

**Faculty:** Dr.Nagaland T

**Students:** IV Year Regular Batch –F

**Students Present:** 13/13

**Total No of Students:** 13/13(F-batch)

1. Sophia.S.    2. Sowmya.N.    3.S.Sruthi    4. Subakeerthi.T  
5. Subashini.N.    6. Surekha.K.V.    7. Surya.N.    8. Tamil Selvan.M.D  
9. Varshini.V.    10. Vikneshwari.P.J.    11. Vishalini.M  
12. Yuvarani.M    13.J.Vikraman

**Discussion topic:** WHO ORAL HEALTH ASSESSMENT FORM 2013.

**Summary:**

The F batch, Final year BDS students had discussion with Dr. Nagaland sir about WHO oral health assessment form 2013 via ZOOM app between 11.40 am to 12.30 pm. The discussion for the second session started with the revision of WHO modification criteria for dmft/dmfts and sir also asked various questions from the DMFT index and discussion for which students answered. Then the discussion was directed towards the detailed dentition status, periodontal status, oral mucosal lesion status ,denture status, trauma status, intervention urgency.

WORLD ORAL HEALTH ASSESSMENT FORM-2013.pdf - Adobe Acrobat Reader DC

File Edit View Window Help

Home Tools WORLD ORAL HEA... x

2 / 31 89.2%

**General information:**

(Name)  (18) (19)  (20)  (21)  (22)  (23)  (24) (25)  (26)

Sex ☐ M ☐ F (27) (28)  (29)  (30) Years in school (31)  (32) Occupation  (33)

Ethnic group (27)  (28)  (29)  (30)  (31)  (32)  (33)  (34)  (35)  (36)

Community (geographical location) (37)  (38)  (39)  (40)  (41)  (42)  (43)  (44)  (45)  (46)  (47)  (48)  (49)  (50)  (51)  (52)  (53)  (54)  (55)  (56)  (57)  (58)  (59)  (60)

Other data (37)  (38)  (39)  (40)  (41)  (42)  (43)  (44)  (45)  (46)  (47)  (48)  (49)  (50)  (51)  (52)  (53)  (54)  (55)  (56)  (57)  (58)  (59)  (60)

Extra-oral examination (43)  (44)  (45)  (46)  (47)  (48)  (49)  (50)  (51)  (52)  (53)  (54)  (55)  (56)  (57)  (58)  (59)  (60)

**Dentition status**

Crown (49)  (50)  (51)  (52)  (53)  (54)  (55)  (56)  (57)  (58)  (59)  (60)

Root (61)  (62)  (63)  (64)  (65)  (66)  (67)  (68)  (69)  (70)  (71)  (72)  (73)  (74)  (75)  (76)  (77)  (78)  (79)  (80)

Crown (77)  (78)  (79)  (80)  (81)  (82)  (83)  (84)  (85)  (86)  (87)  (88)  (89)  (90)

Root (93)  (94)  (95)  (96)  (97)  (98)  (99)  (100)  (101)  (102)  (103)  (104)  (105)  (106)  (107)  (108)  (109)  (110)

**Periodontal status (CPI Modified)**

Bleeding (109)  (110)  (111)  (112)  (113)  (114)  (115)  (116)  (117)  (118)  (119)  (120)  (121)  (122)  (123)  (124)  (125)  (126)  (127)  (128)  (129)  (130)

Pocket (126)  (127)  (128)  (129)  (130)  (131)  (132)  (133)  (134)  (135)  (136)  (137)  (138)  (139)  (140)  (141)  (142)  (143)  (144)  (145)  (146)  (147)  (148)  (149)  (150)

Bleeding (143)  (144)  (145)  (146)  (147)  (148)  (149)  (150)  (151)  (152)  (153)  (154)  (155)  (156)  (157)  (158)  (159)  (160)

Pocket (157)  (158)  (159)  (160)  (161)  (162)  (163)  (164)  (165)  (166)  (167)  (168)  (169)  (170)  (171)  (172)  (173)  (174)  (175)  (176)  (177)  (178)  (179)  (180)

**Permanent teeth**

Status

0 = Sound  
1 = Caries  
2 = Filled w/caries  
3 = Filled, no caries  
4 = Missing due to caries  
5 = Missing for any other reason  
6 = Missing - restorable  
7 = Fixed dental prosthesis/crown, abutment, veneer, implant  
8 = Unrestored  
9 = Not recorded

**Gingival bleeding**

Score

0 = Absence of condition  
1 = Presence of condition  
2 = Tooth excluded  
3 = Tooth not present

**Pocket**

Score

0 = Absence of condition  
1 = Pocket 4-5 mm  
2 = Pocket 6 mm or more  
3 = Tooth excluded  
4 = Tooth not present

WORLD ORAL HEALTH ASSESSMENT FORM-2013.pdf - Adobe Acrobat Reader DC

File Edit View Window Help

Home Tools WORLD ORAL HEA... x

3 / 31 89.2%

**World Health Organization**  
Oral Health Assessment Form for Adults, 2013

**Loss of attachment**

Severity

0 = 0-3 mm  
1 = 4-5 mm  
2 = 6-8 mm  
3 = 9-11 mm  
4 = 12 mm or more  
X = Excluded sextant  
9 = Not recorded

Cemento-enamel junction (CEJ) within black band  
CEJ between upper limit of black band and 8.5 mm ring  
CEJ between 8.5 mm and 11.5 mm ring  
CEJ beyond 11.5 mm ring

\* Not recorded under 15 years of age

**Dental erosion**

Severity  (180)

0 = No sign of erosion  
1 = Enamel lesion  
2 = Dentine lesion  
3 = Pulp involvement

**Number of teeth affected**

(181)  (182)

**Oral mucosal lesions**

(186)  (187)  (188)

**Condition**

(189)  (190)  (191)

**Dental trauma**

Status  (183)

0 = No sign of injury  
1 = Treated injury  
2 = Enamel fracture only  
3 = Enamel and dentine fracture  
4 = Pulp involvement  
5 = Missing tooth due to trauma  
6 = Other damage  
9 = Excluded tooth

**Enamel fluorosis**

Severity  (179)

0 = Normal  
1 = Questionable  
2 = Very mild  
3 = Mild  
4 = Moderate  
5 = Severe  
6 = Excluded (crown, restoration, "bracket")  
9 = Not recorded (unerupted tooth)

**Index teeth**

17/16 11 26/27  
(173)  (175)   
(176)  (178)   
47/46 31 36/37

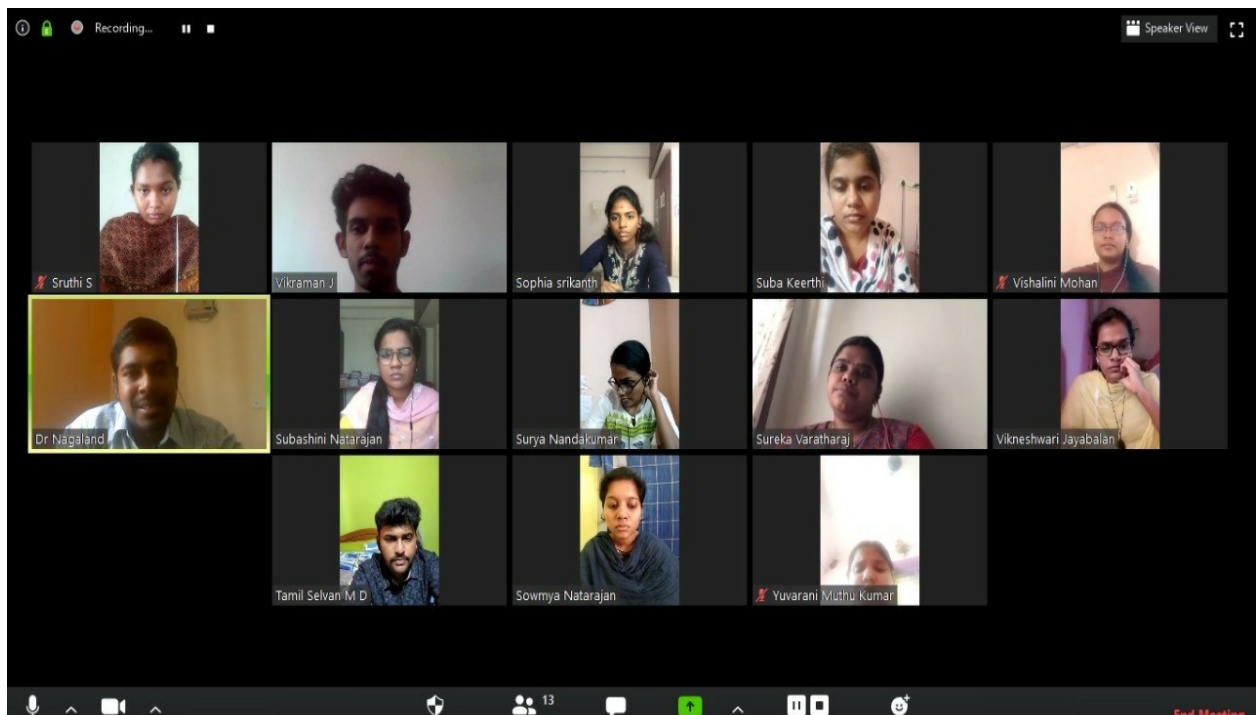
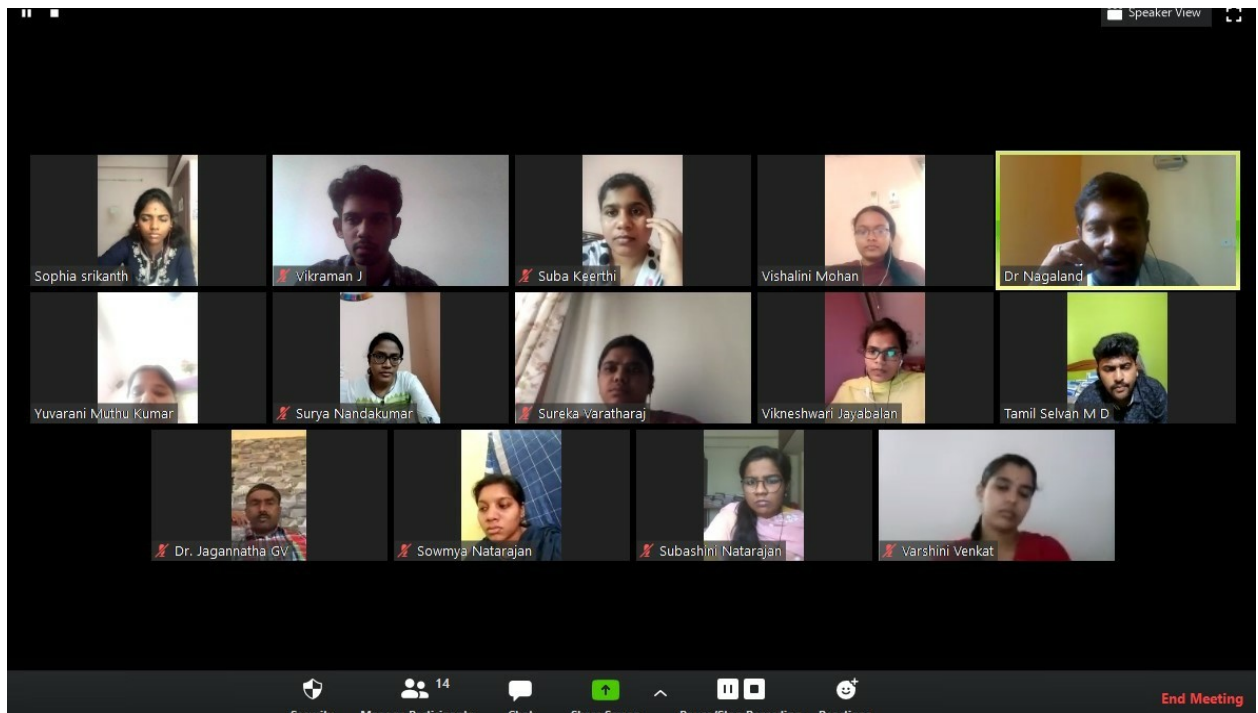
**Number of teeth affected**

(184)  (185)

**Denture(s)**








Upper  (192) Lower  (193)

Status

































## ATTENDANCE SHEET

11:53








Close
Participants (14)

TS	Tamil Selvan M D (me)	  >
VJ	Vikraman J (host)	  >
DN	Dr Nagaland	  >
SS	Sophia srikanth	  >
Y	Yuvarani Muthu Kumar	  >
	Sowmya Natarajan	  >
SS	Sruthi S	  >
SK	Suba Keerthi	  >
	Subashini Natarajan	  >
SV	Sureka Varatharaj	  >
	Surya Nandakumar	  >
VV	Varshini Venkat	  >
VJ	Vikneshwari Jayabalan	  >
VM	Vishalini Mohan	  >

Invite

## **REPORT OF E-DISCUSSION FOR CLINICAL POSTING – 28.04.2020**

### **SESSION-III**

**Session III: 02:30PM – 03.30 PM**

**Faculty:** Dr. G V Jagannatha  
Dr. Nagaland T  
Dr. Nagappan  
Dr. Cyril Benedict  
Dr. Dilshad Banu

**Students:** IV Year Regular Batch –F

**Students Present:** 13/13

**Total No of Students:** 13/13(F-batch)

1. Sophia.S.    2. Sowmya.N.    3.S.Sruthi    4. Subakeerthi.T  
5. Subashini.N.    6. Surekha.K.V.    7. Surya.N.    8. Tamil Selvan.M.D  
9. Varshini.V.    10. Vikneshwari.P.J.    11. Vishalini.M  
12. Yuvarani.M    13.J.Vikraman

**Discussion topic:**

### **Combined Session-Special Event-World Day For Safety And Health At Work**



























#### **Summary:**

The F batch, Final year BDS students had discussion with Dr.Jaganatha sir and other faculty members of department of Public Health Dentistry from 2.30pm -3.30pm via ZOOM app.

The 3rd session was a combined session with all the faculty members of department of public health dentistry, Interns and the final year students. The session started with the importance of safety and health at work since 28.04.2020 was observed as World day for safety and health at work .various informative presentation such as charts ,connection, matching the correct option, facts, protective measures was shown which was quite informative and entertaining, connection, quiz which has been conducted between final years and interns .were we are actively participated .This discussion enlightened everybody's knowledge on safety measures at work.

Participants (41)

Find a participant

SS	Sophia srikanth		
	Sowmya Natarajan		
SS	Sruthi S		
SK	Suba Keerthi		
	Subashini Natarajan		
SV	Sureka Varatharaj		
	Surya Nandakumar		
V	Vi.Mukilan		
VJ	Vikneshwari Jayabalan		
VJ	Vikraman J		
VA	Vinitha Ashok Kumar		
VM	Vishalini Mohan		
Y	Yuvarani Muthu Kumar		




























Invite

Unmute Me

Raise Hand

Participants (40)

Find a participant

TS	TAMIL SELVAN M D (Me)		
KM	Keerthana Manik... (Host) 		
AK	Aarthya Krishnan		
KM	Kavitha Mohan		
VV	Varshini Venkat		
VJ	Vikraman J		
CS	Clement Solomon		
DN	Dr Nagaland		
	Keerthana Sivaraman		
	Akansha Stephen		
	benedict cyril		
	Bhavana B		
C	Christeffi		

Invite

Unmute Me

Raise Hand



Recording



**Chettinad**  
Dental College & Research Institute

# C - A - B



Unmute Start Video Participants 38 Chat Share Screen Record Reactions

Recording

Speaker View



**Chettinad**  
Dental College & Research Institute

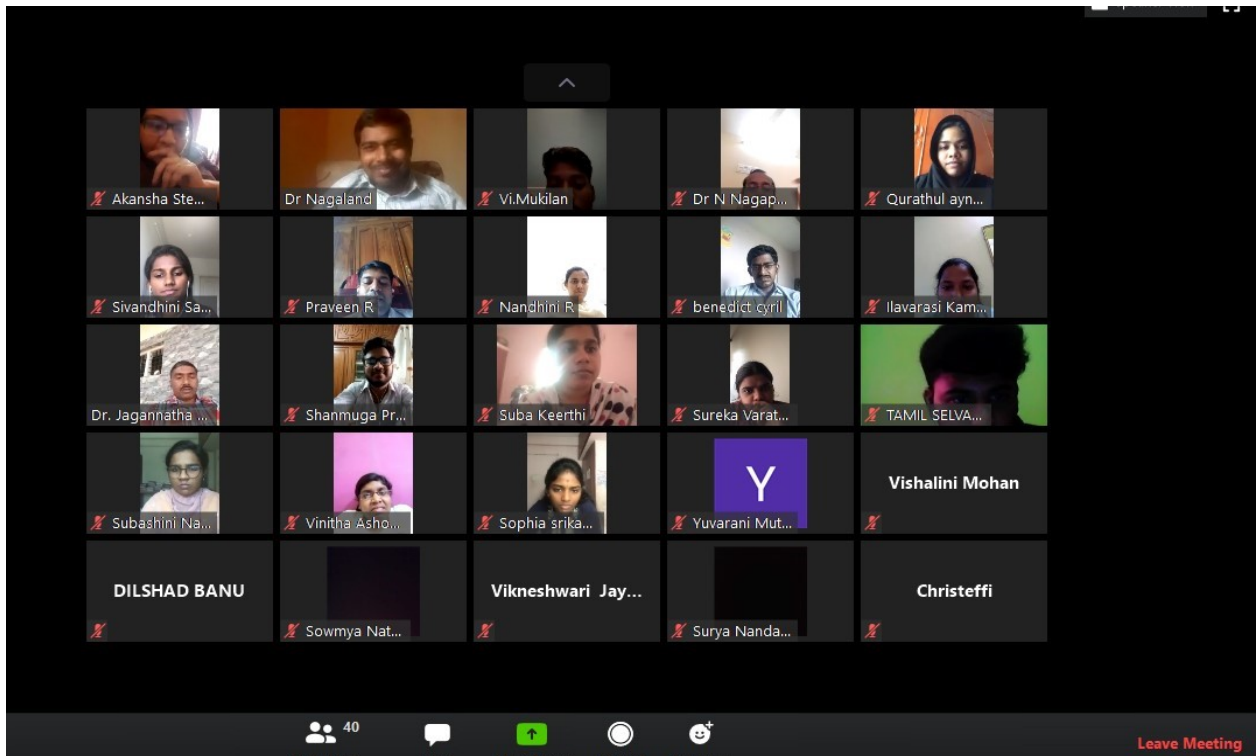
## Picture Quiz

### Professions & Jobs

Accountant	Architect	Astronomer	Author
Baker	Butcher	Carpenter	Dentist
Doctor	Farmer	Firefighter	Judge
Mechanic	Nurse	Pilot	Plumber
Police Officer	Psychiatrist	Surgeon	Teacher

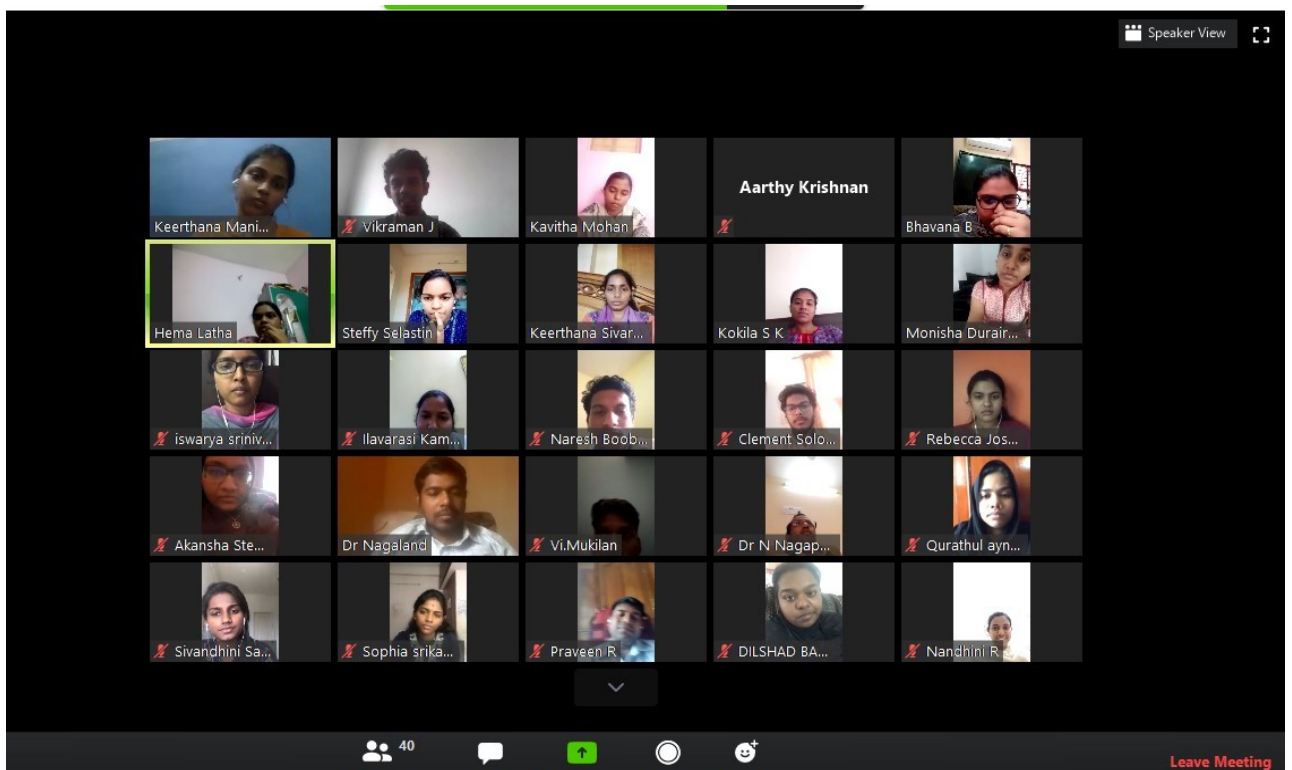
Vikneshwari Jay...  
Christeffi  
Sureka Varatharaj  
Suba Keerthi  
Vikraman J

Unmute Start Video Participants 40 Chat Share Screen Record Reactions Leave Meeting



40

Leave Meeting



Speaker View

40

Leave Meeting

**DEPARTMENT OF PUBLIC HEALTH DENTISTRY**

**CLINICAL POSTING e-DISCUSSION**

**Clinical e-discussion Report**  
**Session I: 10:45 AM– 11.30 AM**

Date:29.04.2020

**Faculty:** Dr.NAGAPPAN  
Dr.G V JAGANNATHA  
Dr.NAGALAND  
Dr.CYRIL BENEDICT

**Students: IV Year Regular Batch –F**

**Students Present: 13/13**

**Total No of Students: 13/13(F-batch)**

1. Sophia.S.    2. Sowmya.N.    3.S.Sruthi    4. Subakeerthi.T  
5. Subashini.N.    6. Surekha.K.V.    7. Surya.N.    8. Tamil Selvan.M.D  
9. Varshini.V.    10. Vikneshwari.P.J.    11. Vishalini.M  
12. Yuvarani.M    13.J.Vikraman

**Discussion topic:** REVISION ON INDICES TO ASSESS ORAL HYGIENE

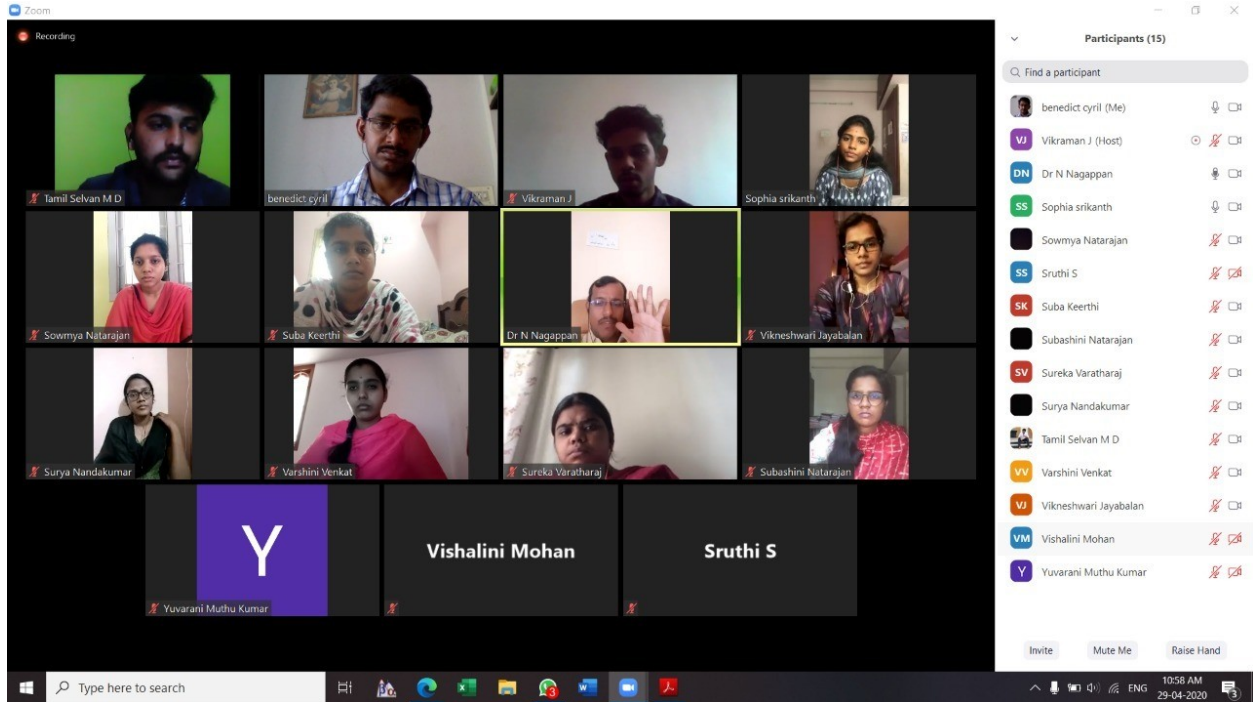
**Summary:**

The F batch of Final year BDS students had clinical discussion and revision on OHI and OHI-S indices between 10.45 am to 11.30 am via ZOOM app.

The discussion for the first session started with revision of the previously discussed Oral Hygiene Index and Oral Hygiene Index -Simplified. There were lot of clinical examples given and students were asked to assess the score of the particular scenario with respect to OHI and OHI-S indices which led to better understanding of the indices.

Zoom

Recording



The grid view shows 15 participants in a 4x4 layout. The bottom row contains three large tiles for Yuvarani Muthu Kumar, Vishalini Mohan, and Sruthi S. The right sidebar lists all participants with their names and status icons.

**Participants (15)**

- benedict cyril (Me)
- Vikraman J (Host)
- Dr N Nagappan
- Sophia srikanth
- Sowmya Natarajan
- Sruthi S
- Suba Keerthi
- Subashini Natarajan
- Sureka Varatharaj
- Surya Nandakumar
- Tamil Selvan M D
- Varshini Venkat
- Vikneshwari Jayabalan
- Vishalini Mohan
- Yuvarani Muthu Kumar

Invite Mute Me Raise Hand

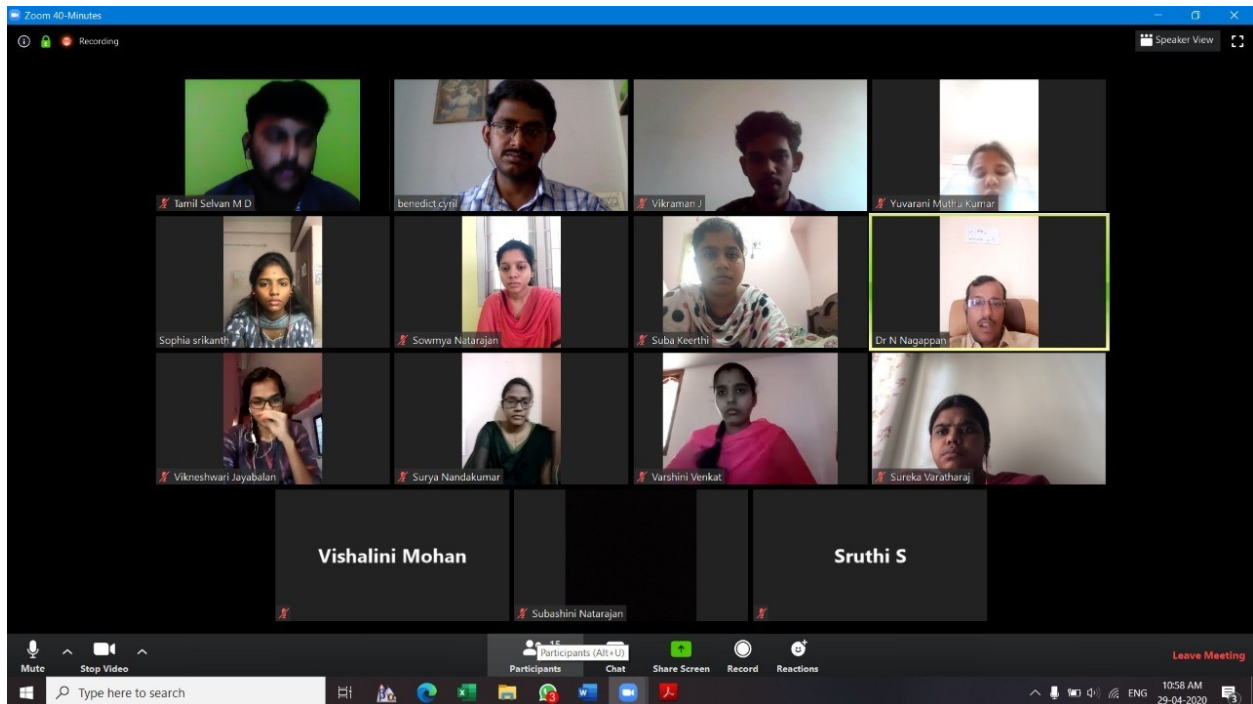
Type here to search

10:58 AM 29-04-2020

Zoom 40-Minutes

Recording

Speaker View



The speaker view shows a larger tile for the active speaker, Dr N Nagappan, with other participants in smaller tiles. The bottom toolbar includes controls for Mute, Stop Video, Participants, Chat, Share Screen, Record, and Reactions.

**Vishalini Mohan**

**Sruthi S**

Mute Stop Video

Participants (Alt+U) Chat Share Screen Record Reactions

Type here to search

10:58 AM 29-04-2020

Zoom 40-Minutes

Recording

Speaker View

Tamil Selvan M.D.

benedict cyril

Vikraman J

Sophia srilanth

Sowmya Natarajan

Suba Keerthi

Dr N. Naagappan

Vikmeshwari Jayabalan

Surya Nandakumar

Varshini Venkat

Subashini Natarajan

Vishalini Mohan

Sureka Varadaraj

naga deep

Yuvarani Muthu Kumar

Dr. Jagannatha G.V.

Your internet connection is unstable

Mute Stop Video

Participants 16 Chat Share Screen Record Reactions

Leave Meeting

Type here to search

11:04 AM 29-04-2020 ENG



## **DEPARTMENT OF PUBLIC HEALTH DENTISTRY**

### **CLINICAL POSTING e-DISCUSSION**

**Clinical e-discussion Report**  
**Session II: 11:30 AM – 12.10 PM**

Date:29.04.2020

**Faculty:** Dr.NAGAPPAN

**Students: IV Year Regular Batch –F**

**Students Present: 13/13**

**Total No of Students:** 13/13(F-batch)

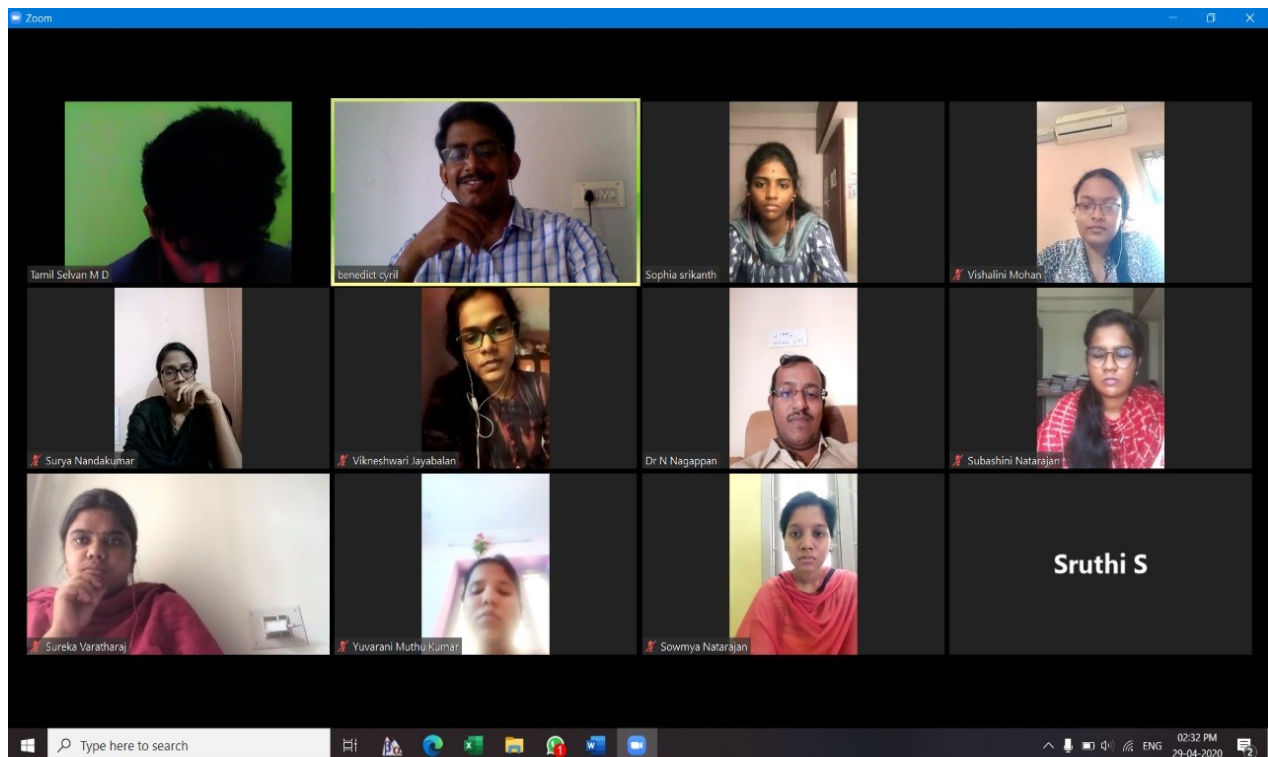
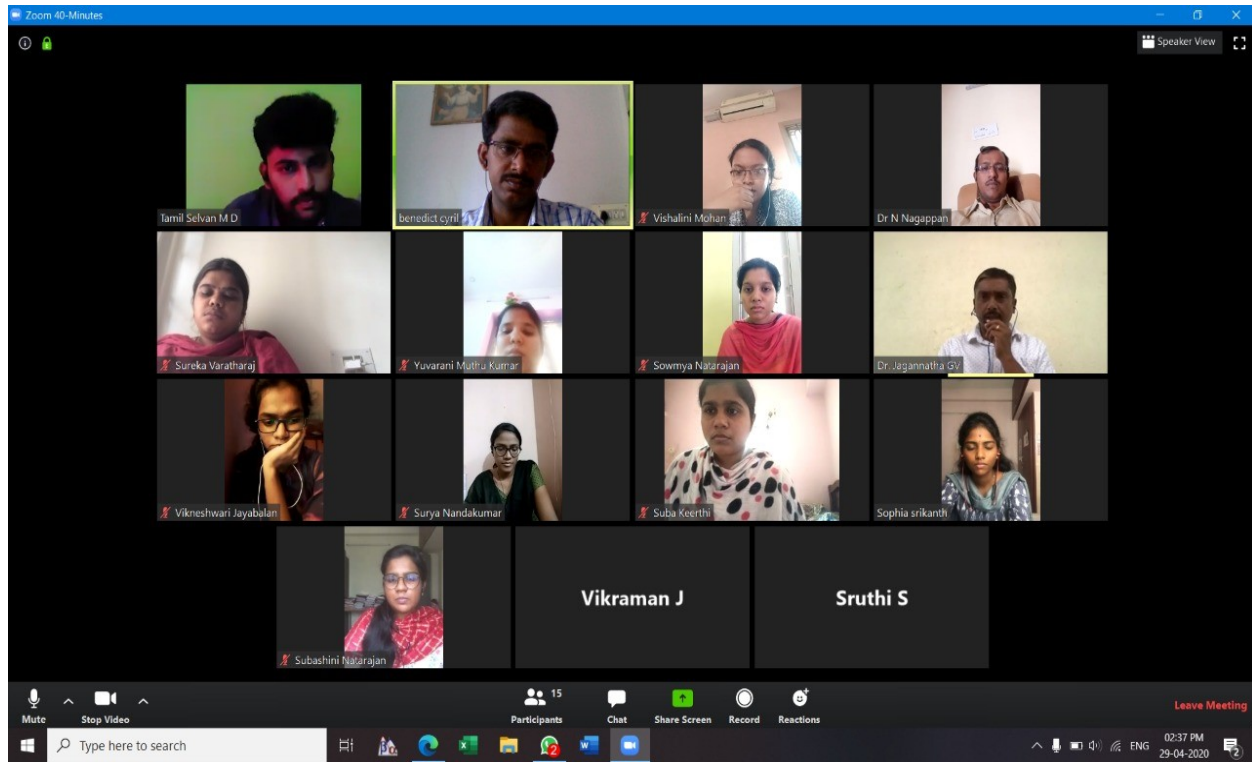
1. Sophia.S.    2. Sowmya.N.    3.S.Sruthi    4. Subakeerthi.T  
5. Subashini.N.    6. Surekha.K.V.    7. Surya.N.    8. Tamil Selvan.M.D  
9. Varshini.V.    10. Vikneshwari.P.J.    11. Vishalini.M  
12. Yuvarani.M    13.J.Vikraman

**Discussion topic:** REVISION ON INDICES TO ASSESS DENTAL CARIES.





























#### **Summary:**

The F batch, Final year BDS students had clinical discussion and revision on DMFT and DMFS indices with Dr. Nagappan from 11.30 AM to 12.10 PM via ZOOM app.

The discussion for the second session started with revision of the previously discussed DMFT and DMFS indices. Various scenarios were cited as examples and discussion was based on under which component should the tooth in question be assessed. A brief overview was given about the inclusion and exclusion criteria regarding the indices which led to proper understanding. There was also elaborate discussion on the modifications proposed by the WHO and on what basis the modifications were brought about and how it enhanced the original index.



## ATTENDANCE SHEET:

Close		Participants (15)
VJ	Vikraman J (host)	   >
DN	Dr N Nagappan	  >
SS	Sophia srikanth	  >
	Sowmya Natarajan	  >
SS	Sruthi S	  >
SK	Suba Keerthi	  >
	Subashini Natarajan	  >
SV	Sureka Varatharaj	  >
	Surya Nandakumar	  >
	Tamil Selvan M D	  >
VV	Varshini Venkat	  >
VM	Vishalini Mohan	  >
Y	Yuvarani Muthu Kumar	  >



## **DEPARTMENT OF PUBLIC HEALTH DENTISTRY**

### **CLINICAL POSTING e-DISCUSSION**

**Clinical e-discussion Report**  
**Session III: 02:30 PM – 03.40 PM**

Date:29.04.2020

**Faculty:** Dr.G V Jagannatha  
Dr.Nagappan  
Dr. H.Cyril Benedict

**Students: IV Year Regular Batch –F**

**Students Present: 13/13**

**Total No of Students: 13/13(F-batch)**

1. Sophia.S.    2. Sowmya.N.    3.S.Sruthi    4. Subakeerthi.T  
5. Subashini.N.    6. Surekha.K.V.    7. Surya.N.    8. Tamil Selvan.M.D  
9. Varshini.V.    10. Vikneshwari.P.J.    11. Vishalini.M  
12. Yuvarani.M    13.J.Vikraman

**Discussion topic:** CLINICAL DISCUSSION AND QUIZ ON PERIODONTAL INDICES.

and revision on DMFT and DMFS

#### **Summary:**

The F batch,Final year BDS students had clinical discussion and quiz on Periodontal indices with Dr. G.V.Jagannatha sir from 02.30 PM to 03.40 PM via ZOOM app.


The third session was the STUDENTS' FORUM session where there was an interaction and revision among the students on all the indices taught. The interaction was a QUIZ BASED DISCUSSION where students were asked questions on the indices and justification and discussion of the answers were done in detail. The validity and reliability of an article in relation to indices were discussed in the session.

Recording Remaining Meeting Time: 05:11 Speaker View

**Details of 30 year old male patient:**

- **PRESENCE OF SUPRAGINGIVAL CALCULUS in 36**
- **PROBING POCKET DEPTH-4MM**
- **BASE OF THE SULCUS IS AT THE LEVEL OF CEJ**
- **PATIENT IS KNOWN EPILEPTIC AND UNDER MEDICATION**


**What is the code you give for 36?**



14


Sowmya Natarajan  
Tamil Selvan M D  
Dr. Jagannatha GV  
Sophia srikanth

**An adult of age 40 years has the following clinical findings on examination**



**a. Bleeding on probing in relation to 47**  
**b. You also observe that the colour coding(black area) of CPITN Probe is not visible in relation to 46.**


**WHAT IS THE SCORE YOU WOULD GIVE TO THAT SEXTANT?  
JUSTIFY YOUR ANSWER...**



Recording Remaining Meeting Time: 02:23

*WHAT IS THE CPI CODE YOU WOULD GIVE FOR THE FOLLOWING CLINICAL FEATURES ON EXAMINATION?*

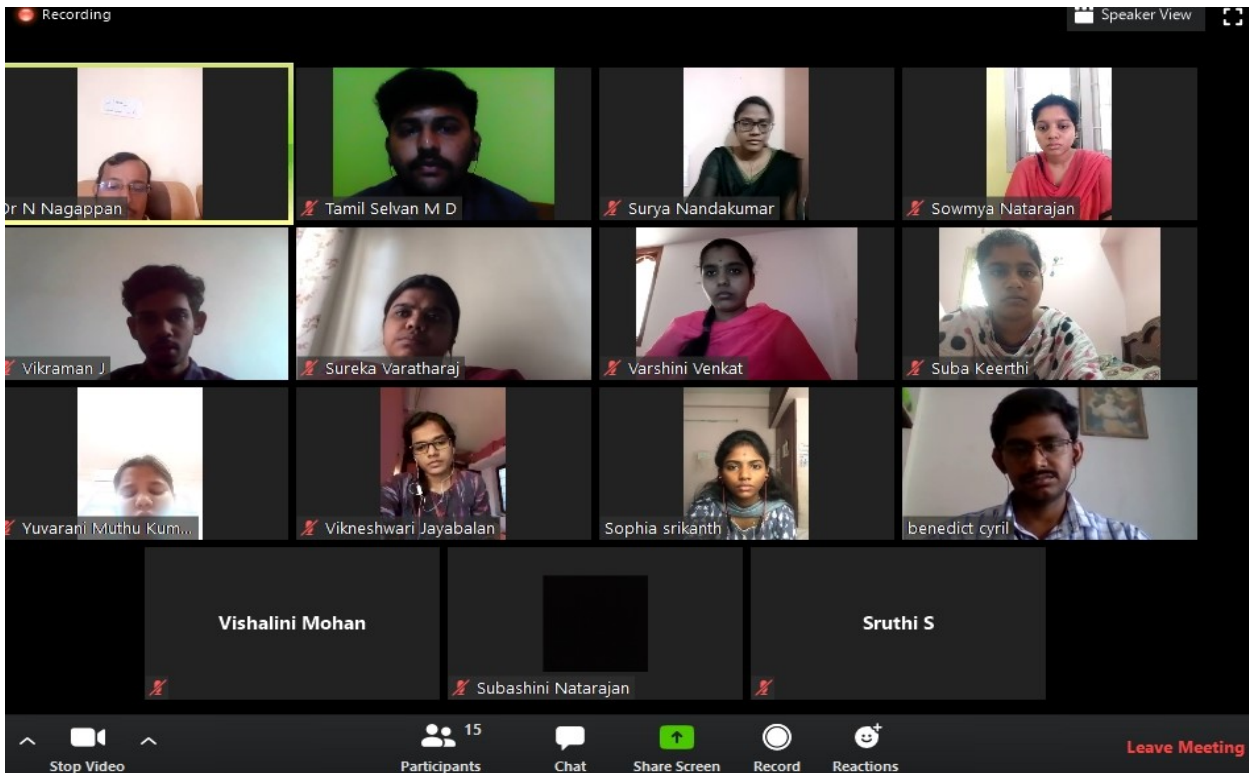
- ▶ **Probing pocket depth- 7 mm**
- ▶ **Loss of attachment- 2 mm**



2.



Recording Speaker View



Dr. N. Nagappan Tamil Selvan M.D. Surya Nandakumar Sowmya Natarajan

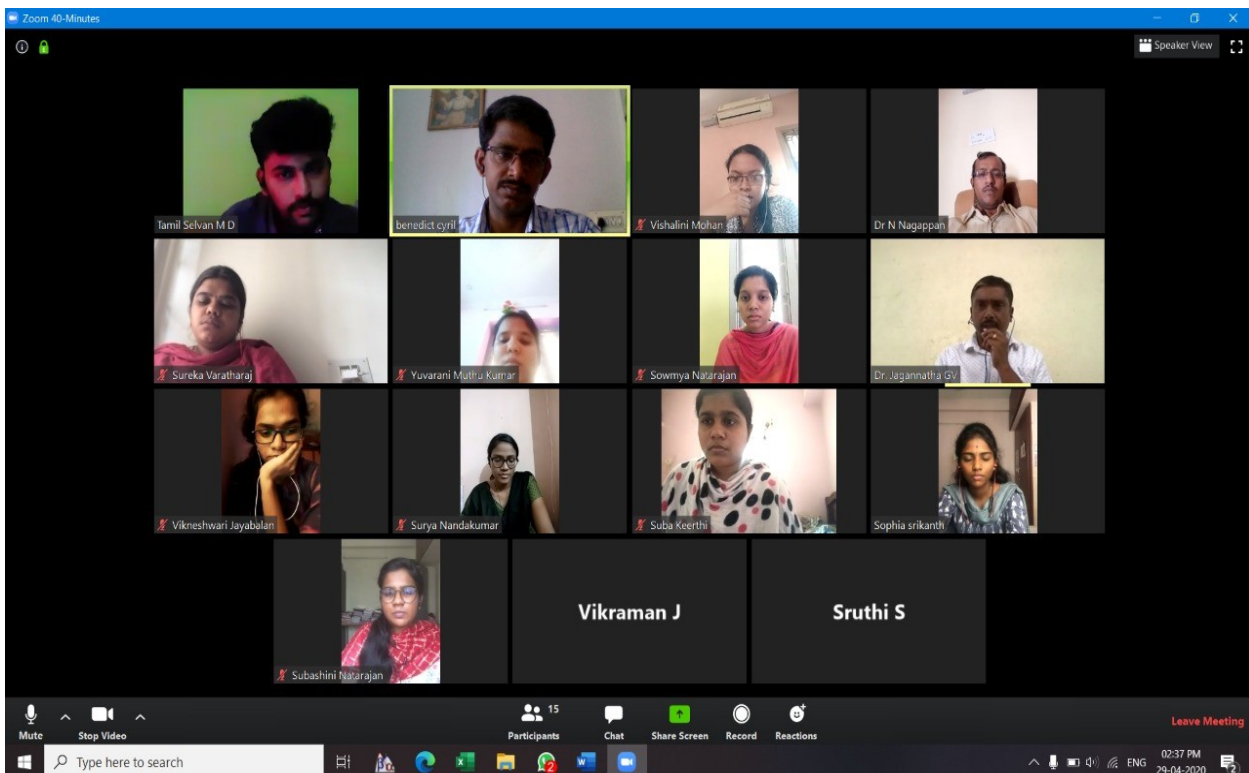
Vikraman J. Sureka Varatharaj Varshini Venkat Suba Keerthi

Yuvarani Muthu Kumar Vikneshwari Jayabalan Sophia Srikanth benedict cyril

Vishalini Mohan Subashini Natarajan Sruthi S

Stop Video Participants 15 Chat Share Screen Record Reactions Leave Meeting

Zoom 40-Minutes Speaker View



Tamil Selvan M.D. benedict cyril Vishalini Mohan Dr. N. Nagappan

Sureka Varatharaj Yuvarani Muthu Kumar Sowmya Natarajan Dr. Jagannatha G.V.

Vikneshwari Jayabalan Surya Nandakumar Suba Keerthi Sophia Srikanth




Subashini Natarajan Vikraman J. Sruthi S

Mute Stop Video Participants 15 Chat Share Screen Record Reactions Leave Meeting

































Type here to search

02:37 PM 29-04-2020

## ATTENDANCE SHEET:

2:39


LTE+


Close
Participants (15)

DJ	Dr. Jagannatha GV (host)	  >
BC	benedict cyril	  >
DN	Dr N Nagappan	  >
SS	Sophia srikanth	  >
	Tamil Selvan M D	  >
	Sowmya Natarajan	  >
SS	Sruthi S	  >
SK	Suba Keerthi	  >
	Subashini Natarajan	  >
SV	Sureka Varatharaj	  >
	Surya Nandakumar	  >
VJ	Vikraman J	  >
VM	Vishalini Mohan	  >
Y	Yuvarani Muthu Kumar	  >

Invite



**DEPARTMENT OF PUBLIC HEALTH DENTISTRY**

**CLINICAL POSTING e-DISCUSSION**

**Clinical e-discussion Report**  
**Session I: 10:50 AM – 11.30 AM**

Date:30.04.2020

**Faculty:** Dr.Jagannatha G V  
Dr.Nagappan N  
Dt.Cyril Benedict

**Students: IV Year Regular Batch –F**

**Students Present: 13/13**

**Total No of Students: 13/13(F-batch)**

1. Sophia.S.    2. Sowmya.N.    3.S.Sruthi    4. Subakeerthi.T  
5. Subashini.N.    6. Surekha.K.V.    7. Surya.N.    8. Tamil Selvan.M.D  
9. Varshini.V.    10. Vikneshwari.P.J.    11. Vishalini.M  
12. Yuvarani.M    13.J.Vikraman

**Discussion topic:** Recent advances in dental indices.

**Summary:**

The discussion for the first session started with elaborating on various other indices that were developed to overcome the limitations of the previous indices. The advancements that these recently introduced indices were briefed as in what prospects it overcame various limitations the previous indices and how it enhanced the accuracy of the index.

WPS Office recentadvances...449-phpapp02 1 x ID: 838-521-0348 Stop Share

Menu Home Insert Design Transitions Animation Slide Show Review View Tools Click to find commands

Paste \* Cut Copy Format Painter From Current Slide \* New Slide \* Layout \* Section \* B I U S A X X Q Text Box \* Shapes \* Arrange \* Slide Outline \* Find Replace

Outline Slides

1 Recent Advances in Dental Indices

2 Contents

3 Nyvad Caries Diagnostic Criteria

4

Chettinad Dental College & Research Institute

# Recent Advances in Dental Indices

SOPHIA.S  
FINAL YEAR  
CHETTINAD DENTAL COLLEGE AND  
RESEARCH INSTITUTE

Slide Tra Apply No Wi Modify Effect O Speed: Sound: [ ] Loop Advanc [x] Click [ ] Auto Rehea A [ ] P [ ] D [ ] P [ ] AutoPreview

Slide 1 / 72 Madison 66%

Vikneshwari Jay... Vishalini Mohan Suba Keerthi Yuvarani Muthu Kumar

Zoom

Recording

benedict cyril Tamil Selvan M D Dr. Jagannatha GV Dr N Nagapp... Vishalini Moh... Sophia srikanth

Chettinad Dental College & Research Institute

## Nyvad Caries Diagnostic Criteria

- Proposed by Nyvad in 1999
- Includes manifestation of caries in the initial stages of the disease, even before a cavity exists.
- Differentiates between active and inactive caries lesions at both the cavitated and non cavitated levels
- It also measures the activity of the carious lesion, favoring the cost-benefit relationship when treatment plans are made.

Participants (14)

Find a participant

benedict cyril (Me) Dr. Jagannatha GV (Host) Vikraman J Sophia srikanth Tamil Selvan M D Dr N Nagappan Sowmya Natarajan Suba Keerthi Subashini Natarajan Sureka Varatharaj Surya Nandakumar Vikneshwari Jayabalan Vishalini Mohan Yuvarani Muthu Kumar

Invite Mute Me Raise Hand

Type here to search 11:07 AM 30-04-2020

Zoom

Recording

Participants (14)

Find a participant

benedict cyril (Me)

Dr. Jagannatha GV (Host)

Tamil Selvan M D

Dr N Nagappan

Sophia srikanth

Sowmya Natarajan

Subashini Natarajan

Sureka Varatharaj

Surya Nandakumar

Varshini Venkat

Vikneshwari Jayabalan

Vikraman J

Vishalini Mohan

Yuvarani Muthu Kumar

Google

arrested caries lesion

Images

surface remineralized incipient carious dentine primary molar buccal enamel tooth early carious silver diamine fluoride

Arrested Caries - Causes, Col...  
junordentist.com

DENTAL HEALTH...ACTIVE CARL...  
kareemnewsline.com

Tooth decay - Wikipedia  
en.wikipedia.org

Carious Lesion Activity and Caries RL...  
link.springer.com

Caries diagnosis  
slideshare.net

Arrested Caries

- Arrested remineralized lesions can be observed clinically as intact, tid, discolored, usually brown or black spots.
- The changes in color is presumably due to trapped organic debris and metallic ions within the enamel.
- These discolored, remineralized lesions are intact and are tightly resistant to subsequent caries. The arrested caries need not be removed.

Type here to search

11:13 AM  
30-04-2020

Zoom

Recording

Participants (15)

Find a participant

benedict cyril (Me)

Tamil Selvan M D (Host)

Vikraman J

Dr. Jagannatha GV

Sophia srikanth

Dr N Nagappan

Sowmya Natarajan

Suba Keerthi

Subashini Natarajan

Sureka Varatharaj

Surya Nandakumar

Varshini Venkat

Vikneshwari Jayabalan

Vishalini Mohan

Yuvarani Muthu Kumar

Chettinad  
Dental College & Research Institute

## Calculating Specific Caries Index

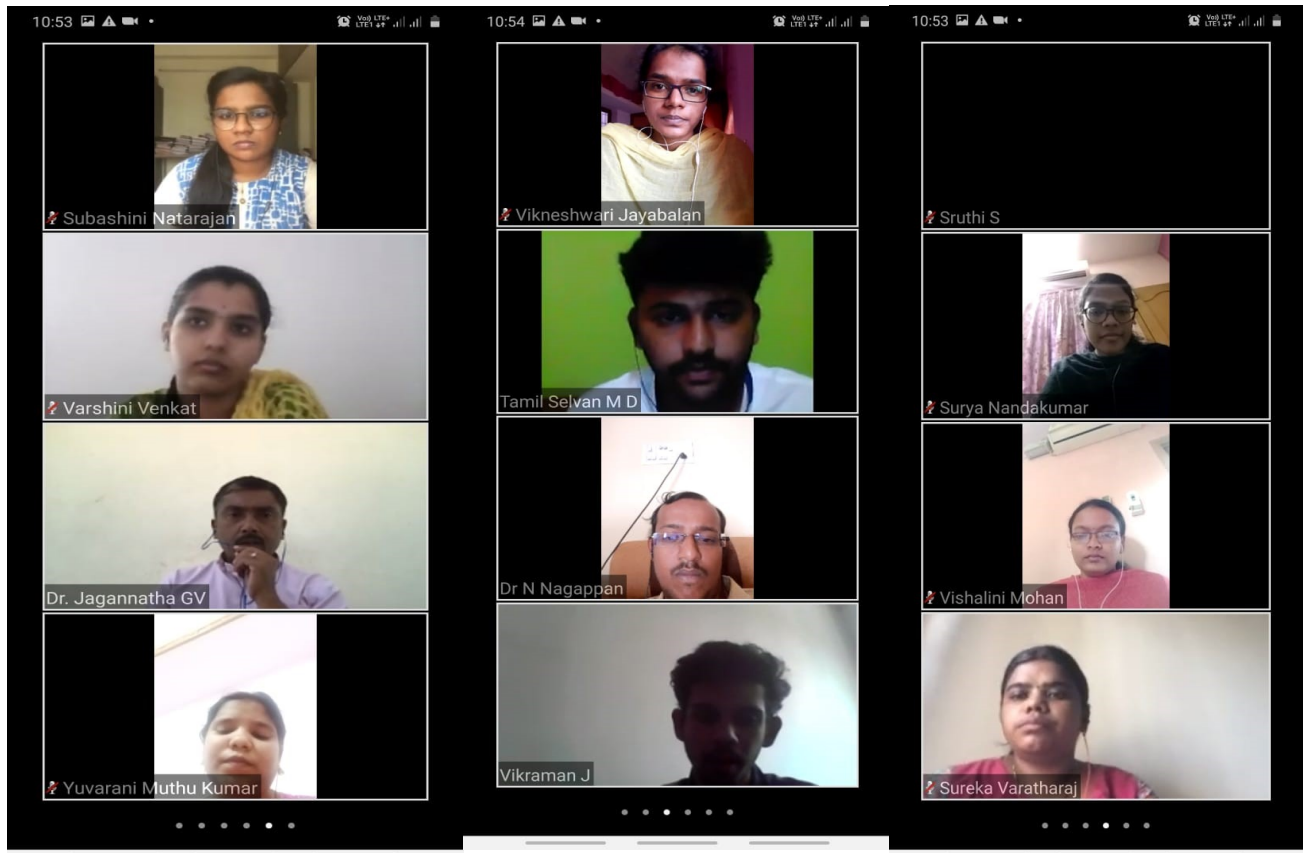
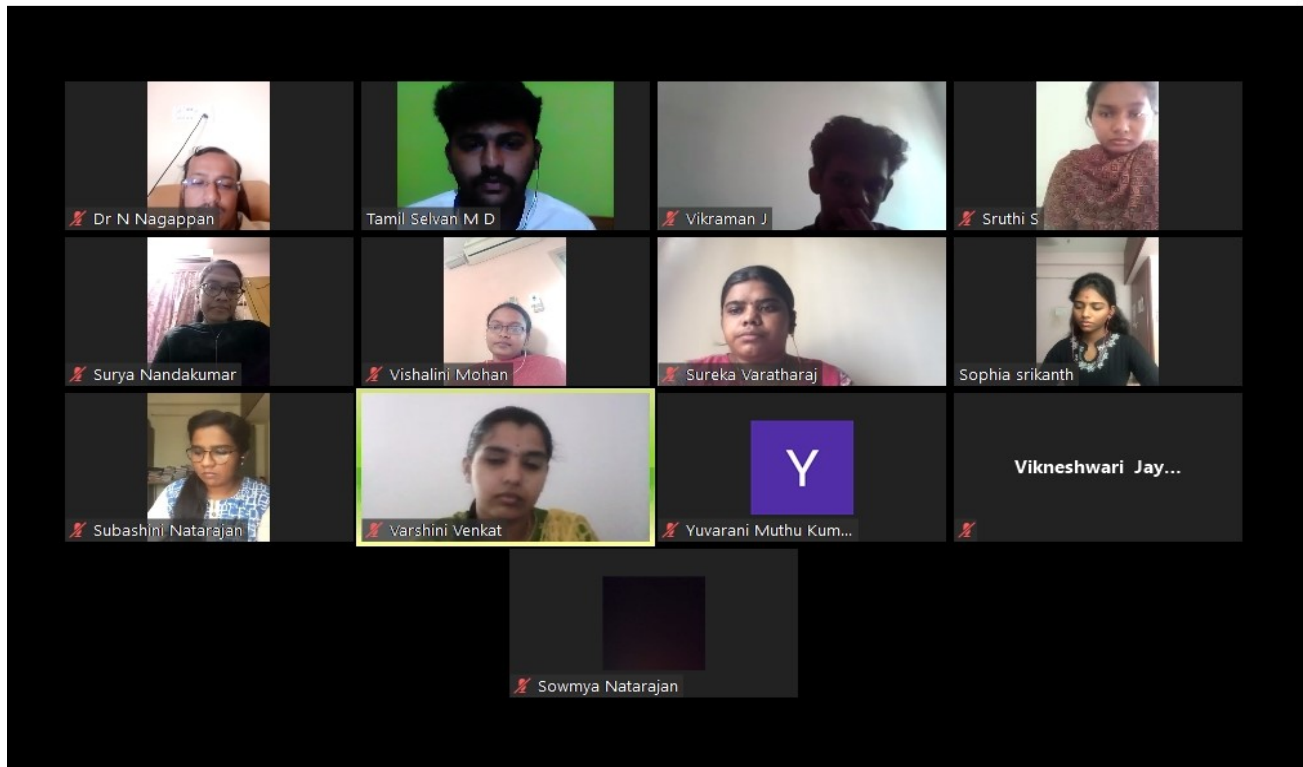
The SCI score for an individual is calculated by adding the individual tooth scores

The SCI scores for an individual can range from 0 to 192 (for 32 teeth)

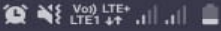
Type here to search

11:24 AM  
30-04-2020


































## ATTENDANCE SHEET:

11:49


Close
**Participants (16)**

	benedict cyril	  >
DN	Dr N Nagappan	  >
SS	Sophia srikanth	  >
DJ	Dr. Jagannatha GV	  >
	Sowmya Natarajan	  >
SS	Sruthi S	  >
SK	Suba Keerthi	  >
	Subashini Natarajan	  >
SV	Sureka Varatharaj	  >
	Surya Nandakumar	  >
TS	Tamil Selvan M D	  >
VV	Varshini Venkat	  >
VM	Vishalini Mohan	  >
Y	Yuvarani Muthu Kumar	  >

Invite



**DEPARTMENT OF PUBLIC HEALTH DENTISTRY**

**CLINICAL POSTING e-DISCUSSION**

**Clinical e-discussion Report**  
**Session II: 11:30 AM – 01.10 PM**

Date:30.04.2020

**Faculty:** Dr. Jagannatha G V  
Dr. Nagappan  
Dr. Nagaland  
Dr. Cyril Benedict  
Dr. Dilshad Banu

**Students: IV Year Regular Batch –F**  
**Students Present: 13/13**  
**Total No of Students: 13/13(F-batch)**  
**Interns: 22/23**

1. Sophia.S.    2. Sowmya.N.    3.S.Sruthi    4. Subakeerthi.T  
5. Subashini.N.    6. Surekha.K.V.    7. Surya.N.    8. Tamil Selvan.M.D  
9. Varshini.V.    10. Vikneshwari.P.J.    11. Vishalini.M  
12. Yuvarani.M    13.J.Vikraman

**Discussion topic:** Combined session- Special e-event “World Earth Day” by Interns

**Summary:**

The session was a combined session with all the faculty members of department of public health dentistry, Interns and the final year students. The session begun with a scrupulous elaboration on how far the planet Earth has been deteriorated for the past 50 years with respect to deforestation, increased carbon emission, increased usage of non-renewable resources etc., and to what measure it would prove to be dangerous in the fore coming years. There was also more attention paid to how the planet Earth is managing to heal itself out of these damages caused during this lockdown period citing various examples such as improved air quality both in nationwide and internationally. This event progressed as an interactive session with the advent of quizzes, word games, pictures quiz etc., all of which had the connection of any given scenario with the Mother Earth, thus not only making it mind bending but also thought provoking.



## **Earth Day 1970 - 2020**

50<sup>TH</sup> ANNIVERSARY | TIME WILL TELL

Together, we *CAN* do it.



*We are already:*  
using more  
renewable energy

SOURCE: IRENA







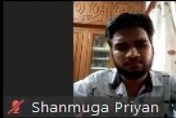


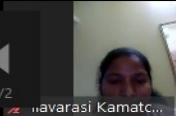
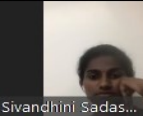



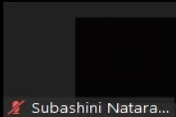



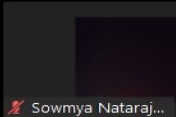

**WIND ENERGY (total installed capacity, megawatts) | 2000: 17,278 MW | 2018: 563,726 MW**




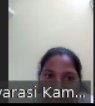








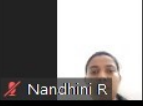








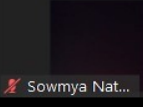

Zoom

Recording

Speaker View

 Dr. Jagannatha GV	 Tamil Selvan M D	 Dr Nagaland	<b>Sophia srikanth</b>	 Vikraman J
 Clement Solomon	 Nandhini R	 Shanmuga Priyan	 Aarth Krishnan	 Iswarya srinivasan
 Ilavarasi Kamat...	 Sivandhini Sadas...	 Bhavana B	 Naresh Boobalan	 Rebecca Joseph
 Subashini Natara...	 Qurathul ayn Fat...	 DILSHAD BANU	 Surya Nandakum...	<b>Vikneshwari Jay...</b>
 Sowmya Nataraj...	<b>Varshini Venkat</b>	 Kavitha Mohan	<b>Sureka Varatharaj</b>	<b>Suba Keerthi</b>

Speaker View

<b>Dr. Jagannatha...</b>	 Vikraman J	 Ilavarasi Kam...	 Rebecca Jos...	 Tamil Selvan M D
 Shanmuga Pr...	 Dr Nagaland	 Aarth Krishn...	 Naresh Boob...	 Dr N Nagap...
 Clement Solo...	 Nandhini R	 Iswarya sriniv...	 Kavitha Moh...	 Qurathul ayn...
 DILSHAD BA...	 benedict cyril	 Bhavana B	 Subashini Na...	<b>Vikneshwari Jay...</b>
 Sivandhini Sa...	 Sowmya Nat...	<b>Sureka Varatharaj</b>	 Surya Nanda...	<b>Praveen R</b>

Security Manage Participants 30 Chat Share Screen Pause/Stop Recording Reactions End Meeting



## ATTENDANCE SHEET:

3:29 VoLTE+ 4G+ 5G

Close **Participants (32)**

PR	Praveen R			>
	Qurathul ayn Fathima			>
R	Rebecca Joseph			>
	Shanmuga Priyan			>
	Sivandhini Sadasivam			>
	Sowmya Natarajan			>
SK	Suba Keerthi			>
	Subashini Natarajan			>
SV	Sureka Varatharaj			>
	Surya Nandakumar			>
VV	Varshini Venkat			>
VA	Vinitha Ashok Kumar			>
VM	Vishalini Mohan			>
Y	Yuvarani Muthu Kumar			>

Invite

3:28 VoLTE+ 4G+ 5G

Close **Participants (32)**

VJ	Vikneshwari Jayabalan (me)			>
VJ	Vikraman J (host)			>
AK	Aarthy Krishnan			>
	benedict cyril			>
DN	Dr Nagaland			>
	Naresh Boobalan			>
SS	Sophia srikanth			>
	Tamil Selvan M D			>
	Bhavana B			>
CS	Clement Solomon			>
	DILSHAD BANU			>
DN	Dr N Nagappan			>
DJ	Dr. Jagannatha GV			>
IK	Ilavarasi Kamatchi nathan			>

Invite



**DEPARTMENT OF PUBLIC HEALTH DENTISTRY**

**CLINICAL POSTING e-DISCUSSION**

**Clinical e-discussion Report**  
**Session III: 3:00 PM – 4.00 PM**

Date:30.04.2020

**Faculty:** Dr. Jagannatha G V  
Dr. Nagappan N  
Dr. Nagaland T  
Dr. Cyril Benedict  
Dr. Dilshad Banu

**Students: IV Year Regular Batch –F**

**Students Present: 13/13**

**Interns present: 17/23**

**Total No of Students: 13/13(F-batch)**

1. Sophia.S.    2. Sowmya.N.    3.S.Sruthi    4. Subakeerthi.T  
5. Subashini.N.    6. Surekha.K.V.    7. Surya.N.    8. Tamil Selvan.M.D  
9. Varshini.V.    10. Vikneshwari.P.J.    11. Vishalini.M  
12. Yuvarani.M    13.J.Vikraman

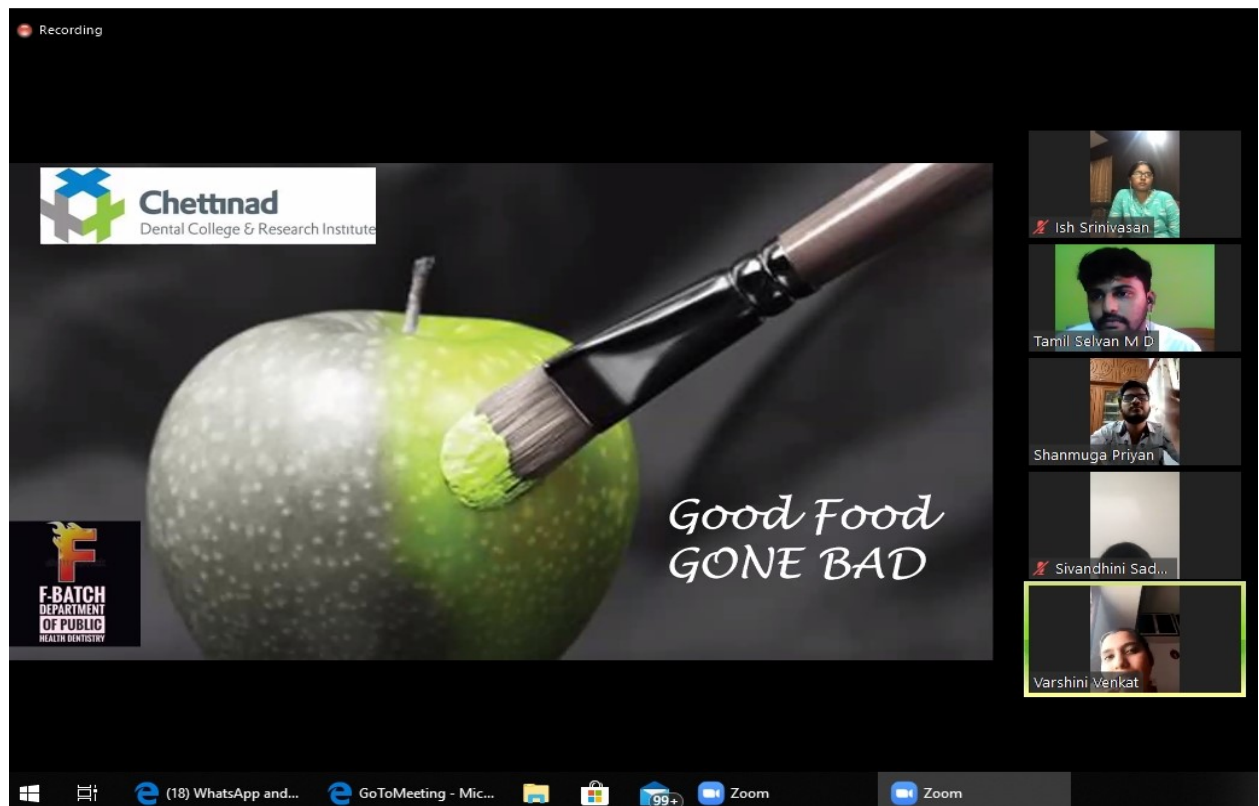
**Discussion topic:** Combined session- Special e-event “GOOD FOOD GONE BAD” about food adulteration by F-batch students.

**Summary:**

The third session for the day was THE STUDENTS’ FORUM session where students did a special event to create awareness among people on adulteration of food consumed with the theme “GOOD FOOD GONE BAD”. It was an informative, innovative and interactive session where students conducted various games like Guess the Adulterant, Quiz, This or That, Connections, Crossword puzzle etc., on food adulteration, thus expanding our knowledge on food adulteration. Various charts, videos were presented on adulterants and its impact on human health and what can be done to avoid such adulterants. The entire event was aimed at throwing light to various adulteration that’s happening in the real world to the common foods consumed and making people cautious about the food they consume because food is the ultimate sustaining need of life.

The following are the works done by the various students of the batch:

1. SOPHIA- VIDEO on adulterated foods
2. SOWMYA- Quiz "PUT YOUR MIND TO FIND"
3. SRUTHI, YUVARANI- CHARTS ON ADULTERATION
4. SUBAKEERTHI- Adulteration and it's effect on human health
5. SUBASHINI- Quiz- "KNOW WHAT YOU EAT"
6. SUREKA, VISHALINI- VIDEO- How to test and inspect an adulterated food item??
7. SURYA- DRAWING to illustrate ADULTERATION
8. TAMIL SELVAN- Quiz- THIS OR THAT
9. VARSHINI- CROSS THE CROSSWORD PUZZLE
10. VIKNESHWARI- CONNECTIONS ON ADULTERATION AND HEALTH
11. VIKRAMAN- LOGO DESIGNING






## FOOD ADULTERATION - ITS HEALTH IMPACT




### F-BATCH

Recording
Speaker View




### PUZZLE SOLVED!!!!


1. MALACHITE GREEN- used in green chillies
2. STARCH- Adulterant used in milk
3. NICKEL- used in oils as catalyst
4. RADIATION- A preservation technique
5. POTASSIUM BROMITE- Category 2B Carcinogen used in bread




Sophia srikanth




Tamill Selvan M D



benedict cyril



Varshini Venkat



Surya Nandaku...

**ONE OF THE FOLLOWING IS CATEGORISED UNDER  
FOOD ADULTERATION BY FDA?**

**THIS**

**OR**

**THAT**



**This is a common logo that can  
be spotted in all the edible  
commodities.  
What is FSSAI?**





Video Conference Interface showing participants: Tamil Selvan M D, Clement Solo, Nandhini R, Ilavarasi Kam..., Shanmuga Pr..., Sivandhini Sa...

Photos of participants are visible in the top bar.

Recording: [Status]

+ Add to

Your internet connection is unstable

**Food Contaminants-Adulterants**

Food Item	Contaminant/Adulterant	Health Effects
BREAD	SUBSTANDARD YEAST	DIARRHOEA, VOMITING, ALLERGY
CARROT	CARBICUM	UPPER LIP, LIPS, DANGEROUS, NERVOUS SYSTEMS DAMAGE
EGG	VERMILIN	VOMITING
CARROT	CARBICUM	CANCER, DANGEROUS
CHICKEN	CHLORAMPHENICOL	DIARRHOEA, VOMITING, RASH
BEANS	BETA PIG	RESPIRATORY CHANGES
BANANA	ALDRIN	CONVULSION, LOSS OF CONSCIOUSNESS
TOMATO	ETHION	RESPIRATORY PROBLEM
FISH	FORMALIN	BRONCHITIS, CANCER RISK
PINEAPPLE	ETHION	RESPIRATORY PROBLEM
MILK	ALDRIN, FORMALIN	CONVULSION, CANCER RISK
APPLE	ALPHA CHLORDANE	BLOOD CANCER LIKE LEUKEMIA AND LYMPHOMA


'F' BATCH  
 Bring Health Dentistry

End Meeting





## Clue 2



Zoom

Recording

Speaker View

Dr. Jagannatha GV	Tamil Selvan M.D	Dr Nagaland	Sophia srikanth	Vikraman J
Clement Solomon	Nandhini R	Shanmuga Priyan	Aarthi Krishnan	Iswarya srinivasan
Ilavarasi Kamat...	Sivandhini Sadas...	Bhavana B	Naresh Boobalan	Rebecca Joseph
Subashini Natar...	Qurathul ayn Fat...	DILSHAD BANU	Surya Nandakum...	Vikneshwari Jay...
Sowmya Nataraj...	Varshini Venkat	Kavitha Mohan	Sureka Varatharaj	Suba Keerthi

Speaker View

Dr. Jagannatha...	Vikraman J	Ilavarasi Kam...	Rebecca Jos...	Tamil Selvan M D
Shanmuga Pr...	Dr Nagaland	Aarthi Krishn...	Naresh Boob...	Dr N Nagap...
Clement Solo...	Nandhini R	Iswarya sriniv...	Kavitha Moh...	Qurathul ayn...
DILSHAD BA...	benedict cyril	Bhavana B	Subashini Na...	Vikneshwari Jay...
Sivandhini Sa...	Sowmya Nat...	Sureka Varatharaj	Surya Nanda...	Praveen R

Security Manage Participants Chat Share Screen Pause/Stop Recording Reactions End Meeting

## ATTENDANCE SHEET:

3:29 VoLTE+ LTE1 4G+ 5G

Close **Participants (32)**

PR	Praveen R		>
	Qurathul ayn Fathima		>
R	Rebecca Joseph		>
	Shanmuga Priyan		>
	Sivandhini Sadasivam		>
	Sowmya Natarajan		>
SK	Suba Keerthi		>
	Subashini Natarajan		>
SV	Sureka Varatharaj		>
	Surya Nandakumar		>
VV	Varshini Venkat		>
VA	Vinitha Ashok Kumar		>
VM	Vishalini Mohan		>
Y	Yuvarani Muthu Kumar		>

Invite

3:28 VoLTE+ LTE1 4G+ 5G

Close **Participants (32)**

VJ	Vikneshwari Jayabalan (me)		>
VJ	Vikraman J (host)		>
AK	Aarthy Krishnan		>
	benedict cyril		>
DN	Dr Nagaland		>
	Naresh Boobalan		>
SS	Sophia srikanth		>
	Tamil Selvan M D		>
	Bhavana B		>
CS	Clement Solomon		>
	DILSHAD BANU		>
DN	Dr N Nagappan		>
DJ	Dr. Jagannatha GV		>
IK	Ilavarasi Kamatchi nathan		>

Invite

**CHETTINAD DENTAL COLLEGE AND RESEARCH INSTITUTE.**

**DEPARTMENT OF PUBLIC HEALTH DENTISTRY**

**THEORY CLASS DISCUSSION VIA ZOOM APP ON 02/05/2020.**

STAFF INCHARGE : **Dr. N Nagappan, Reader**

STUDENT INCHARGE : R. Sai Aditiya Narayanan

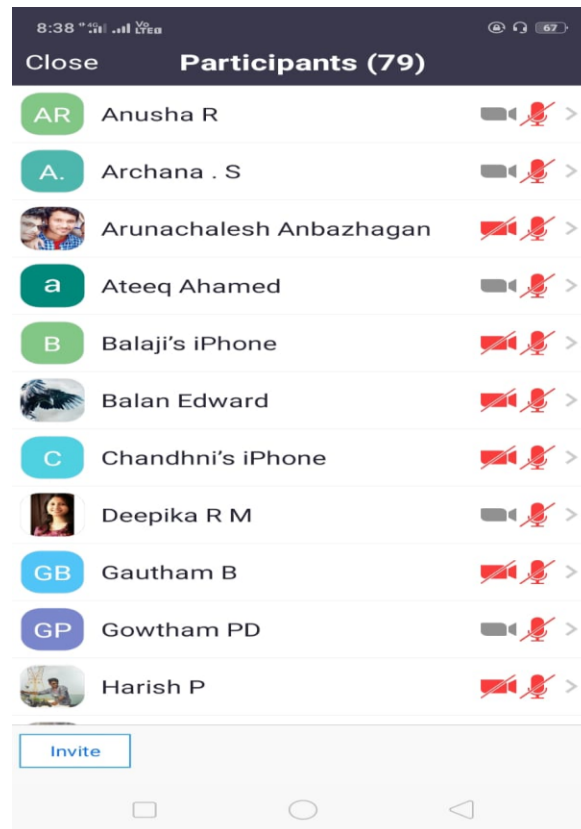
THEORY TOPIC : **“Dental Auxilliaries”**

TIMING : 3.00 PM-4.00 PM.

TOTAL NUMBER OF STUDENTS	NO. OF STUDENTS PRESENT	NO. OF STUDENTS ABSENT
78	78	00

ABSENTEE: NIL

**LISTS OF PARTICIPANTS ATTENDED THE LECTURE:**



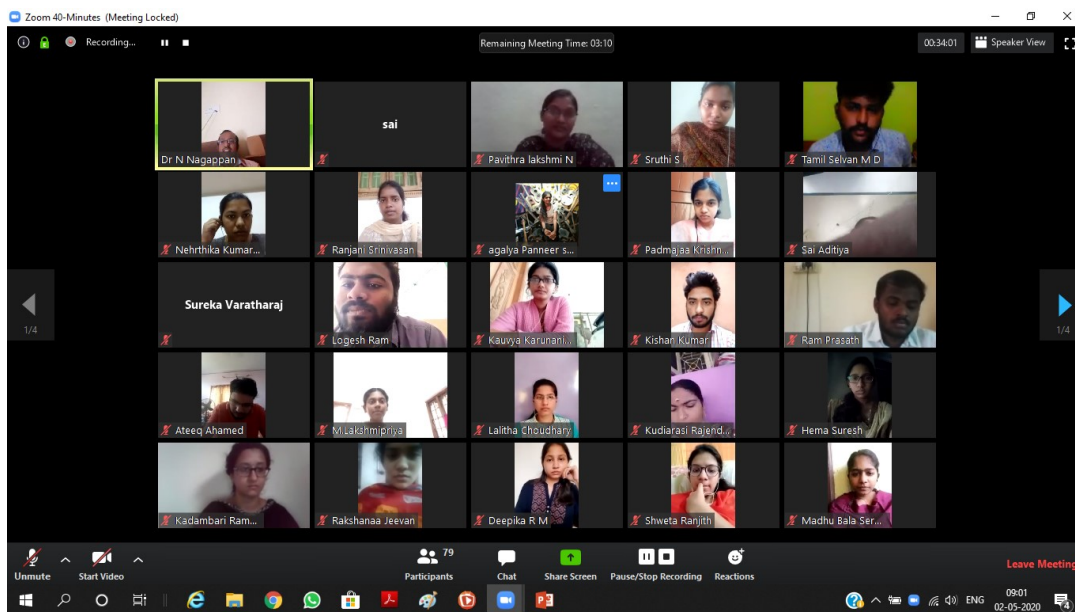
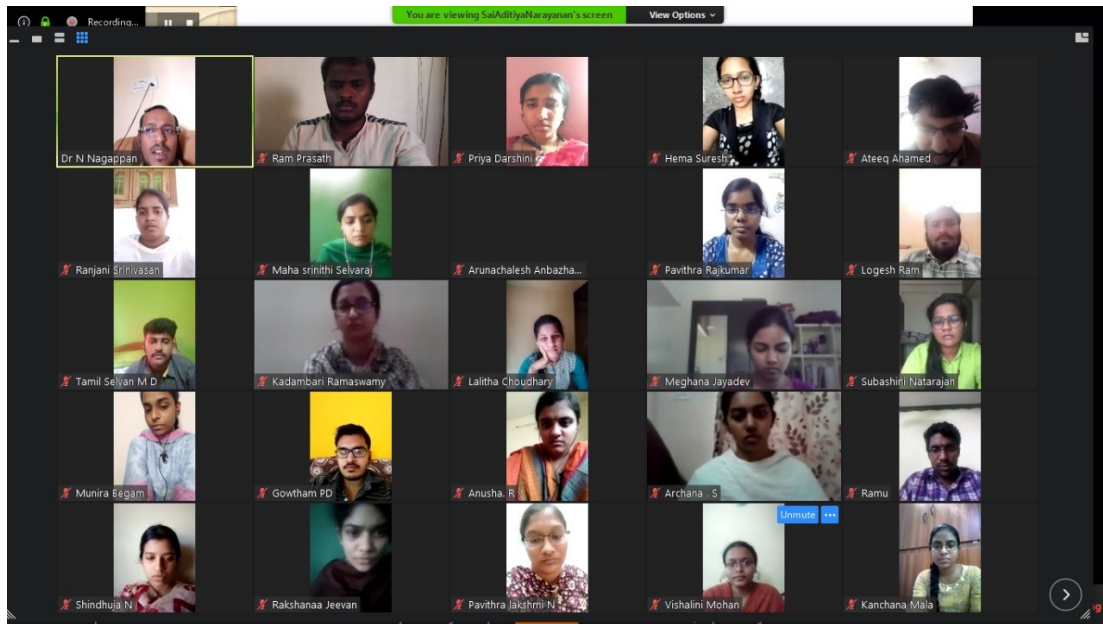
Close	Participants (79)	Close	Participants (80)	Close	Participants (79)	Close	Participants (79)
	Santra Joseph		Balaji's iPhone		Kishan Kumar		Harish P
	Sathiya Ganesan		Balan Edward		Kudiarasi Rajendran		Hema Suresh
	Shindhuja N		Chandhni's iPhone		Lakshika Sree		Janani
	Shivani Sivaramakrishnan		Deepika R M		Lalitha Choudhary		Jaya Kumar
	shruthi priya		Dharunya		Logesh Ram		Jayabalan C
	Shweta Ranjith		Gautham B		M Abinandhan		Jineesh M
	Sneha.D		Gowtham PD		M.LakshmiPriya		Johnvee S
	Sophia srikanth		Harish P		Madhu Bala Sermarajan		Kadambari Ramaswamy
	Sowmya Natarajan		Hema Suresh		Maha srinithi Selvaraj		Kanchana Mala
	Sruthi S		Janani		Meghana		Kauvya Karunanidhi
	Suba Keerthi		Jaya Kumar		Munira Begam		Kishan Kumar
Invite		Invite		Invite		Invite	

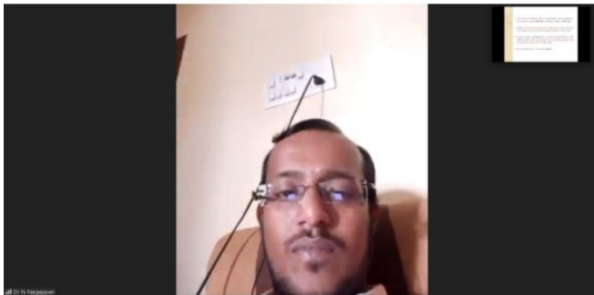
Close	Participants (79)	Close	Participants (79)	Close	Participants (79)	Close	Participants (79)
	Munira Begam		Sruthi S		Search		Pavithra Rajkumar
	Naafia Fathima		Suba Keerthi		Prasanth (me)		Pavithra RathinaSwamy
	Namarrthaa Sre		Subashini Natarajan		Sai Aditiya (host)		Prabhavathi.s
	nawin Subhaganesh		Sureka Varatharaj		Dr N Nagappan		Priya Darshini
	Neha Naomi		Surya Nandakumar		Aakifa M		Rakshanaa Jeevan
	Nehrthika Kumaresan		Tamil Selvan M D		Aamina Afra		Ram Prasath
	Padmajaa Krishnan		Varshini Venkat		Achsah Evangelin		Ramu
	Padmajee Selvaraj		Vikneshwari Jayabalan		Adithi Karthik		Ranjani Srinivasan
	Pavithra Harikrishnan		Vikraman J		agalya Panneer selvam		sai
	Pavithra lakshmi N		Vishalini Mohan		Akshayaa Shankar		sanjana
	Pavithra Rajkumar		Yuvarani Muthu Kumar		Anusha R		Santra Joseph
Invite		Invite		Invite		Invite	



## VIDEOS:



## PRESENTATION OF THE TOPIC BY LECTURER:






### First dental assistant

- The first dental assistant was employed by Dr. C. Edmund Kells of New Orleans, USA in the year 1885.








### Four handed dentistry

- Four handed dentistry began during the 1960s.
- The term "four handed dentistry" is given to the art of seating both the dentist and the dental assistant in such a way that both are within easy reach of the patient's mouth.



### SUMMARY:

The discussion for the theory class started with Introduction to dental auxiliaries, explanation about Dental Assistant , Four Handed Dentistry , Dental Secretary/Receptionist , Dental Technician and Denturist . Sir also explained about the Dental School Nurses , New Zealand Dental Nurses, Dental Health Educator, New Cross Auxiliaries, Dental Therapists, Dental Hygienists, EFDA and New Auxiliary type ie; Dental Licentiate and Dental Aide .

The following questions were given as assignment:

1. Dental Manpower available in India
2. Dental Hygienist
3. Expanded Function Dental Auxiliary(EFDA).
4. Dental School Nurse

No. Of Students present: 78

Absentee :Nil

-----THANK YOU-----

**Department of Public Health Dentistry**

**e-theory class Report**

Date: 02.05.2020

**Time:** 8:30 am – 9:30 am

**Faculty:** Dr. Jagannatha GV

**Students:** IV Year February Batch

**Discussion topic:** Mechanism of action of Fluorides

**Students present:** 7/7


























1. Thouseef Ahmed, 2. Harini Prabha. 3. Harish Raghav. 4. V. Priyanga
5. Ragavi V. 6. Vishnu Kumar. 7. Dhanesh Bala

**Summary:**

Introduction started with emphasizing the importance of fluorides in caries management. A note was added on the chemical characteristics of fluorine ion. The main discourse focussed on the five modes of action of fluorides in prevention of dental caries, the only widely known cost-effective method globally. The details of how it influences remineralisation and affects demineralisation and its role hastening the process of post-eruptive maturation.

Close Participants (8)

Search

	Thouseef Ahmed <small>(me)</small>	  >
	Dr. Jagannatha GV <small>(host)</small>	   >
	Harini Prabha	  >
	Dhanesh Bala	  >
	Harish Raghav	  >
	Priyanga. V	  >
	Ragavi vijayan	  >
	Vishnu Kumar	  >



Recording



### REMINERALIZATION OF INCIPIENT LESIONS;

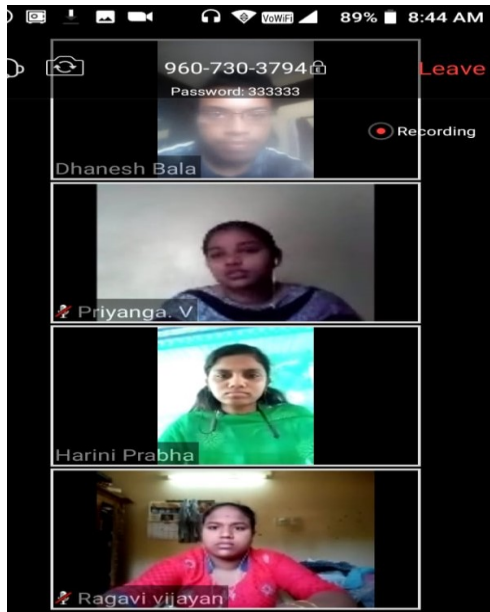
- ❖ Remineralization ,the deposition of minerals into previously damaged areas of the tooth is a dynamic process that results in reduced enamel solubility.
- ❖ It is achieved through the growth of crystals which become larger than those in demineralized or sound enamel.
- ❖ The most effective remineralizing solution contains fluoride in combination with calcium and phosphate ions
- ❖ In the mouth, these ions come from two sources,
  - SALIVA
  - TOOTH MINERAL DISSOLVED DURING DEMINERALIZATION.



Dr. Jagannatha GV's screen







Recording

### INCREASED RATE OF POSTERUPTIVE MATURATION;

- ▶ The greatest importance of fluoride to the maturation process lies in its ability to increase the rate of mineralization of hypomineralized areas.
- ▶ Newly erupted that are prone to dental caries.
- ▶ Fluoride increases the rate of mineralization or posteruptive maturation of these areas.
- ▶ Organic material (from saliva) is also deposited into the enamel surface to further increase its resistance to dental caries.
- ▶ A less soluble tooth is more resistant to acid attack and less prone to dental caries.



Chettinad  
Dental College & Research Institute

Department of Public Health Dentistry

Clinical Posting - 02.05.2020 Report

Timings: 10:00 am to 10:35 am

Staff In charge: Dr Nagaland T

Dr Jagannatha G V

Students: IV year February Batch

1. Mr Dhanesh Bala

Posting Discussion topic: Introduction to Case History

Summary: Discussed in detail about the Case History part, demographic details, General examination, Local examination, and hard tissue findings, how to find, method of interpretation, notation, order of findings, periodontal examination, diagnosis (types of diagnosis, purpose of each diagnosis) and phases of treatment planning. The doubts raised by the students were cleared then and there. The student was given assignment on the same and instructed to post the assignment after the discussion.





**Department of Public Health Dentistry**

**Clinical E-discussion Report**

Date: 02.05.2020

**Session II:** 2:00 pm – 2:45 pm

**Faculty:** Dr. Jagannatha GV

Dr. Nagappan N

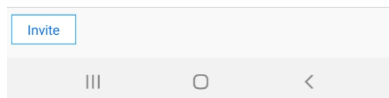
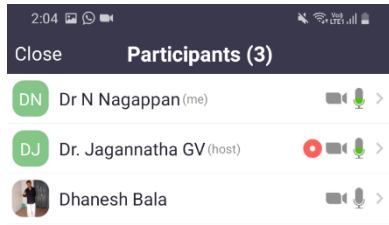
**Students: IV Year February Batch: 1/1**

1. Danesh Bala





***Discussion topic:*** Introduction to Case history


**Summary:**

The meaning of case history was discussed through its definition. The importance of having a empathetic yet professional conversation with the patient there by enabling the patient to share the complete details about his/her symptoms and fears. Emphasis was also laid in ways to assess the attitudes of the patient and understand the feelings behind the reasons of seeking or not seeking professional dental care.




2:05










Dr N Nagappan




Recording

2:06





Dhanesh Bala




Dr. Jagannatha GV

INTRODUCTION

• A case history is defined as a planned professional conversation that enables the patient to communicate his/her symptoms, feelings and fears to the clinician so as to obtain an insight into the nature of patient's illness & his/her attitude towards them.

Dr. Jagannatha GV's screen



III

O

<

III

O

<

**REPORT ON E-DISCUSSION FOR CLINICAL POSTING-02.05.2020**

**AUGUST BATCH - SESSION-I**

**Clinical e-discussion Report**  
**Session I: 9:45AM – 11:00AM**

Date:02.05.2020

**Faculty:** Dr. CYRIL BENEDICT, Dr.Jagannatha.GV

**Students: IV Year Regular Batch –E**

**Students Present: 13/13**

**Total No of Students:** 13/13(E-batch)

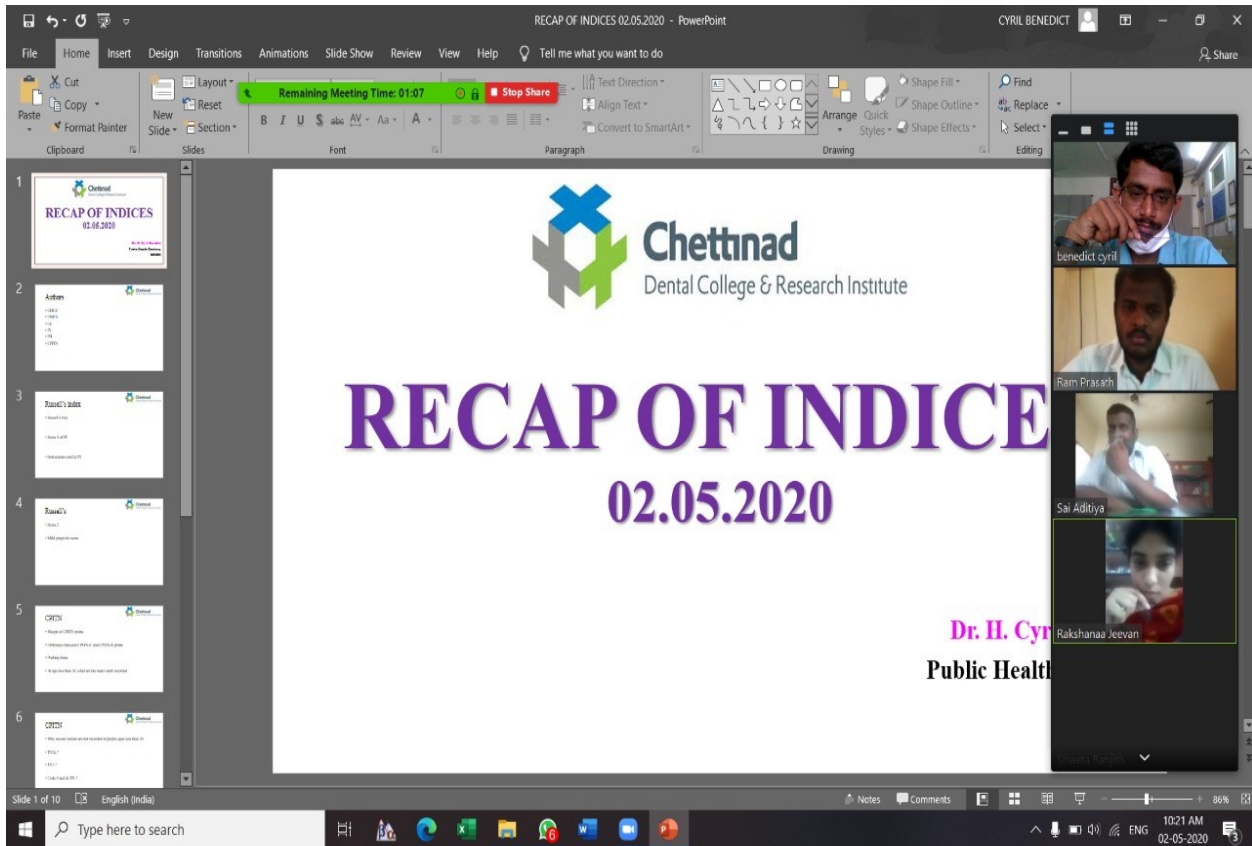
1. RAKSHANA.J    2. RAM PRASANTH    3.RAMU.G    4. RANJINI  
5. SAI ADITIYA NARAYANAN.    6. SANJANA.D    7. SANTRA JOSEPH    8. SATHIYA.G  
9. SHINDUJA.N    10. SHIVANIS    11. SHRUTHI PRIYA  
12. SHWETA RANJITH    13.D.SNEHA

**Discussion topic:** RECAP OF INDICES

**Summary:**

The E batch , Final year BDS students had discussion with Dr.Cyril Benedict sir about a brief recap of all indices between 9:45AM to 11:00AM via ZOOM app.

The discussion for the first day of the posting started with orientation to the third posting by Dr.Jagannatha.G.V. sir said us to engage in works and asked us not to hold us from works and be bold enough to talk and get our doubts clarified within the posting and also asked us to complete our projects and do e-special events with enthusiasm. Then the recap of the indices was started with – importance of indices in day to day life. Relevant indices, how to connect the indices to diagnosis given . Each indices was discussed in the following aspects i.e., author, year, instruments used. Then there was interaction within the staff and students by asking questions for each relevant indices. Sir also explained about active and passive eruption. Classification of the indices was revised and difference between CPITN-C & CPITN-E probes were discussed. Also discussed about how viva questions will be asked by examiners. Dr.Jagannatha.G.V sir also said us to do seminars and know the theory part of sewage treatment and water purification system properly, since we will not able to go the place and visit due to quarantine and COVID-19 issues .



RECAP OF INDICES 02.05.2020

Chettinad Dental College & Research Institute

**RECAP OF INDICES**  
**02.05.2020**

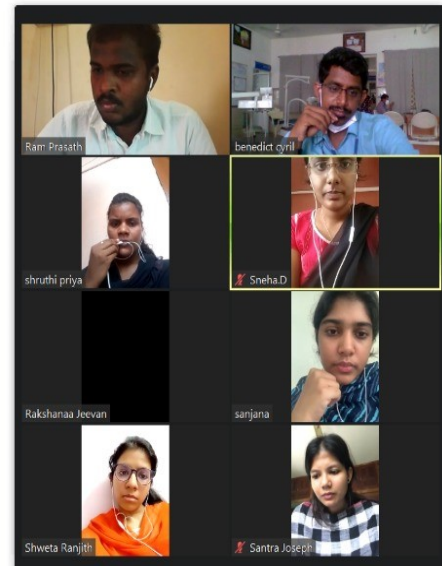
Dr. H. Cyril  
Public Health

Participants: benedict cyril, Ram Prasath, Sai Aditiya, Rakshanaa Jeevan

Slide 1 of 10 | English (India) | 10:21 AM | 02-05-2020

## Russell's index

- Russell's rule
- Score 4 of PI
- Instruments used in PI



Participants: Ram Prasath, benedict cyril, shruthi priya, Sneha.D, Rakshanaa Jeevan, sanjaria, Shweta Ranjith, Santra Josephi



Recording... Less than 1 minute | Upgrade to Pro  
RECAP OF INDICES 02.05.2020 - PowerPoint

File Home Insert Design Transitions Animations Slide Show Review View Help Tell me what you want to do

Clipboard Paste Cut Copy Format Painter New Slide Section Layout Reset Font Paragraph Drawing Find Replace

Slide 5 of 10 English (India)

# CPITN

- Weight of CPITN probe
- Difference between CPITN-C and CPITN-E probe
- Probing force
- At age less than 20, what are the index teeth recorded

Cybil  
Sathya Ganesan  
Ramu  
Random Krishna

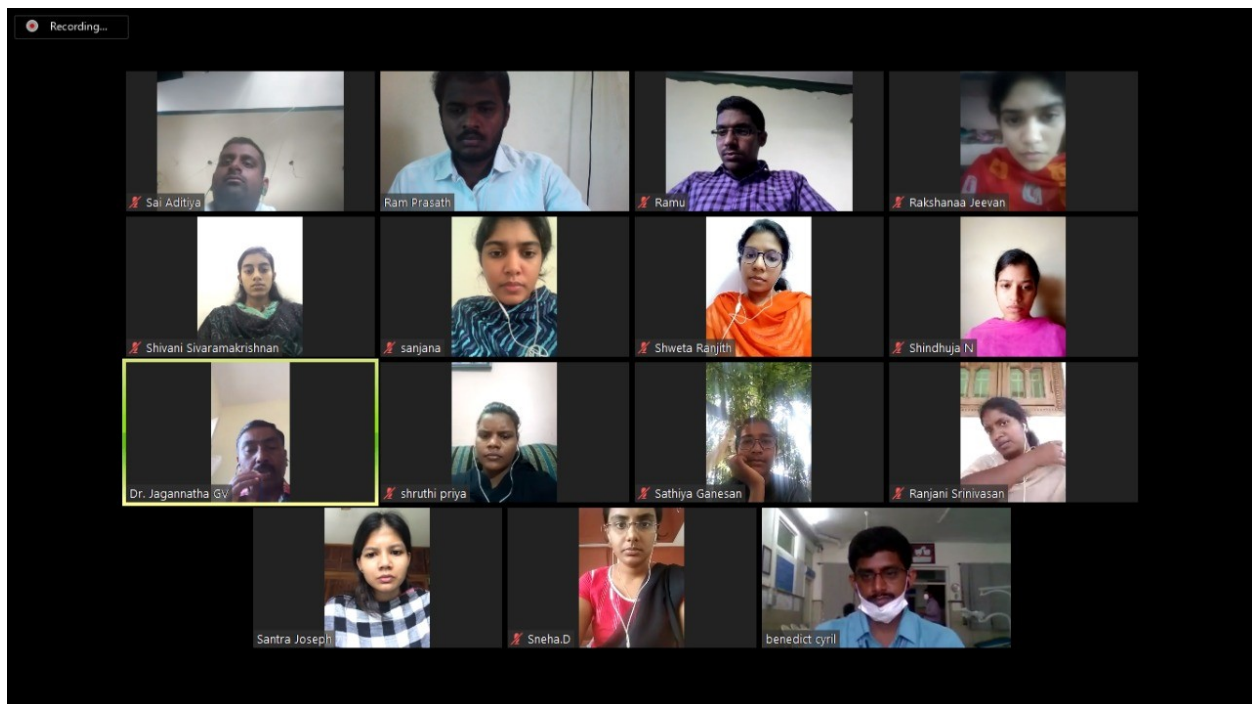
Zoom 40-Minutes

Recording... Remaining Meeting Time: 04:55 | Upgrade to Pro

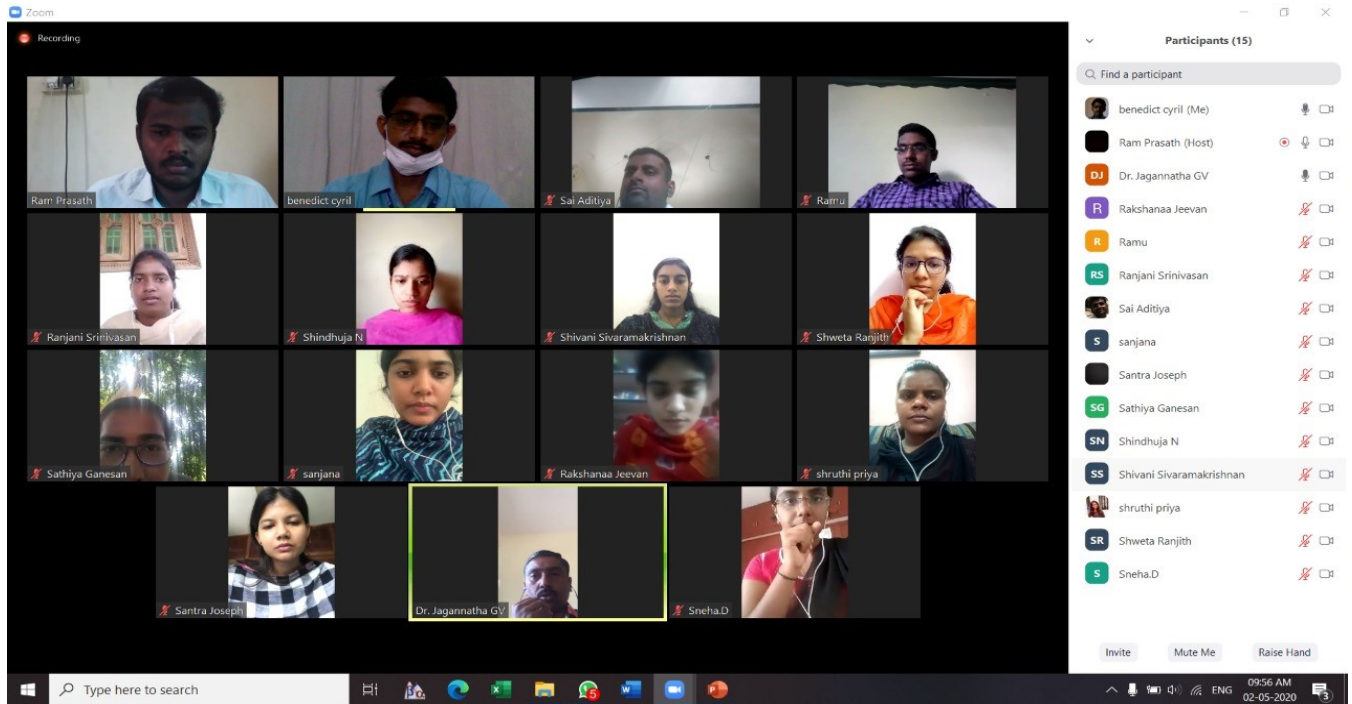
14

Mute Stop Video Security Manage Participants Chat Share Screen Pause/Stop Recording Reactions End Meeting

10:58 AM



## ATTENDANCE SHEET:



Zoom Recording

Participants (15)

Find a participant

- benedict cyril (Me)
- Ram Prasath (Host)
- Dr. Jagannatha GV
- Rakshanaa Jeevan
- Ramu
- Ranjani Srinivasan
- Sai Aditiya
- sanjana
- Santra Joseph
- Sathiya Ganesan
- Shindhuja N
- Shivani Sivaramakrishnan
- shruthi priya
- Santra Joseph
- Dr. Jagannatha GV
- Sneha.D

09:56 AM  
02-05-2020

## **REPORT ON E-DISCUSSION FOR CLINICAL POSTING-02.05.2020**

### **AUGUST BATCH - SESSION-II**

**Clinical e-discussion Report**  
**Session II: 11:40AM – 12:45PM**

Date:02.05.2020

**Faculty:** Dr.G.V.JAGANNATHA  
Dr.NAGALAND  
Dr.NAGAPPAN  
Dr. CYRIL BENEDICT

**Students: IV Year Regular Batch –E**

**Students Present: 13/13**

**Total No of Students:** 13/13(E-batch)

1. RAKSHANA.J    2. RAM PRASANTH    3.RAMU.G    4. RANJINI  
5. SAI ADITIYA NARAYANAN.    6. SANJANA.D    7. SANTRA JOSEPH    8. SATHIYA.G  
9. SHINDUJA.N    10. SHIVANIS    11. SHRUTHI PRIYA  
12. SHWETA RANJITH    13.D.SNEHA

**Discussion topic:** Combined Session With Interns Seminar On Topic – Pedantic Dissection Of Drug Prescription

#### **Summary:**

The E batch, Final year BDS students had zoom meeting with interns posted in Poonjeri and E-block PHD and the staffs in between 11:40AM to 12:45PM via zoom app.

PEDANTIC DISSECTION OF DRUG PRESCRIPTION was the topic for the seminar. The seminar was taken by intern STEFFY SELATIN from 11:45AM to 12:45PM. She discussed about introduction and explained about the common drugs and prescribed drugs in day to day dental practice. She explained about Amoxicillin, Metronidazole, Analgesic, Antihistamines/PPI, and discussed about classification, mechanism of action, drugs form available, drug interaction, adverse effects, contraindications, and alternatives for each of the above drugs. She also engaged the students but putting forth questions and explained all the questioned asked by the faculty and the peer batch mates. Dr.G.V.JAGANNATHA sir also to make a tabular column which includes Analgesics and antibiotics its dosage for children & adults, relative & absolute contraindications, adverse effects, indications. And also asked them to quote articles for reference.

# PEDANTIC DISSECTION OF DRUG PRESCRIPTION

BY  
STEFFY SELASTIN  
D batch  
Department of public health dentistry



① 🔒 📹 Recording You are viewing Steffy Selastin's screen View Options

## ADVERSE EFFECTS

- Gastric mucosal damage
- Bleeding- inhibition of platelet function
- Limitation of renal blood flow : Na<sup>+</sup> and water retention
- Delay or prolongation of labour
- Asthmatic and anaphylactic reactions in susceptible individuals
  - PAF(platelet-activating factor) is a mediator which causes asthma while you prescribe drugs that acts through COX
  - eg. Ibuprofen

**NSAID Side Effects:**

Arachidonic Acid

GI mucosa → COX-1 → PGE<sub>2</sub>

Kidney → COX-1&2 → PGE<sub>2</sub> & PGI<sub>2</sub>

Cardiovascular → COX-1&2 → PGI<sub>2</sub> & TXA<sub>2</sub>

**GI mucosa (COX-1):**

- Gastric protection
- Mucus secretion
- Bicarbonate
- Mucosal blood flow

**Kidney (COX-1&2):**

- Afferent arteriolar vasodilation (↑GFR)
- Na<sup>+</sup> & water excretion

**Cardiovascular (COX-1&2):**

- Vascular (COX-2, PGI<sub>2</sub>):
  - vasodilation
  - inhibit platelet aggregation
- Platelet (COX-1, TXA<sub>2</sub>):
  - platelet aggregation
  - vasoconstriction

**COX-1 inhibition:**

- Peptic ulcers
- GI bleeding

**COX inhibition:**

- Na<sup>+</sup> & water retention
- Hypertension
- Hemodynamic acute kidney injury

**COX-2 > COX-1 inhibition:**

- Stroke
- Myocardial infarction

\* Low dose aspirin irreversibly inhibits platelet COX-1

Unmute Stop Video Participants Chat Share Screen Record Reactions Leave Meeting

① 🔒 📹 Recording You are viewing Steffy Selastin's screen View Options

## Alert .....

- Phenobarbitone , Rifampin may lower metronidazole levels and reduce its efficacy
- Cimetidine can retard metronidazole metabolism . Dose has to be decreased
- Metronidazole enhances **Warfarin** action. So prothrombin time such patient has to be monitored
- It can decrease renal elimination of **Lithium** and precipitate its toxicity

Unmute Stop Video Participants Chat Share Screen Record Reactions Leave Meeting

Recording

**Chettinad**  
Dental College & Research Institute

## ALTERNATE DRUG

- Rifampicin -200mg –thrice daily Or advice the patient not to consume alcohol
- Category C drug

Kokila S K

Monisha Durairaj

Keerthana Manikand...

Iswarya srinivasan

Recording

You are viewing Steffy Selastin's screen  
Remaining meeting time: 02:54

**Chettinad**  
Dental College & Research Institute

## NSAIDS

- Doses:  
Paracetamol – 500mg ( max 1000mg per dose and 4000 mg per day)  
Ibuprofen – 400mg ( max 3200mg)  
Aceclofenac- 100mg BD
- Combinations:  
Aceclofenac(100mg)+Paracetamol(500mg)  
Ibuprofen(400mg) + Paracetamol(325mg)

IBUPROFEN  
TABLETS BP 400 mg

Paracetamol  
500mg Tablets

Aceclofenac Tablets P 100 mg

Rebecca Joseph

Shindhuja N

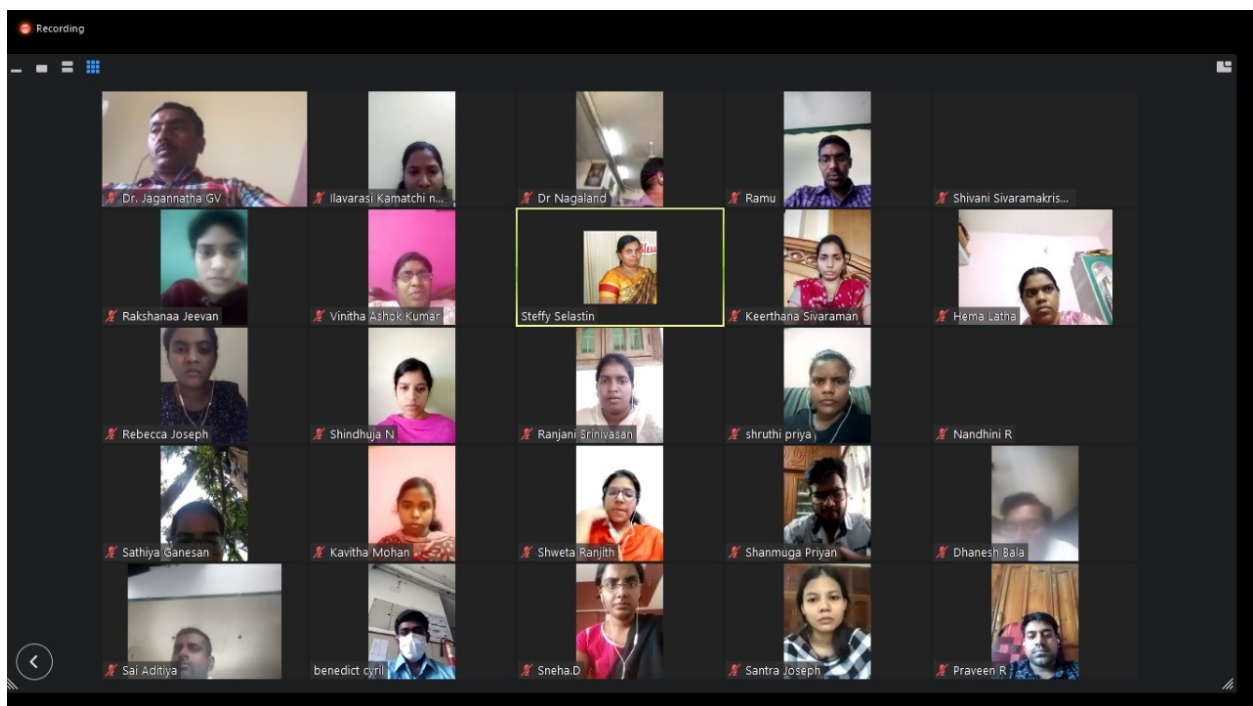
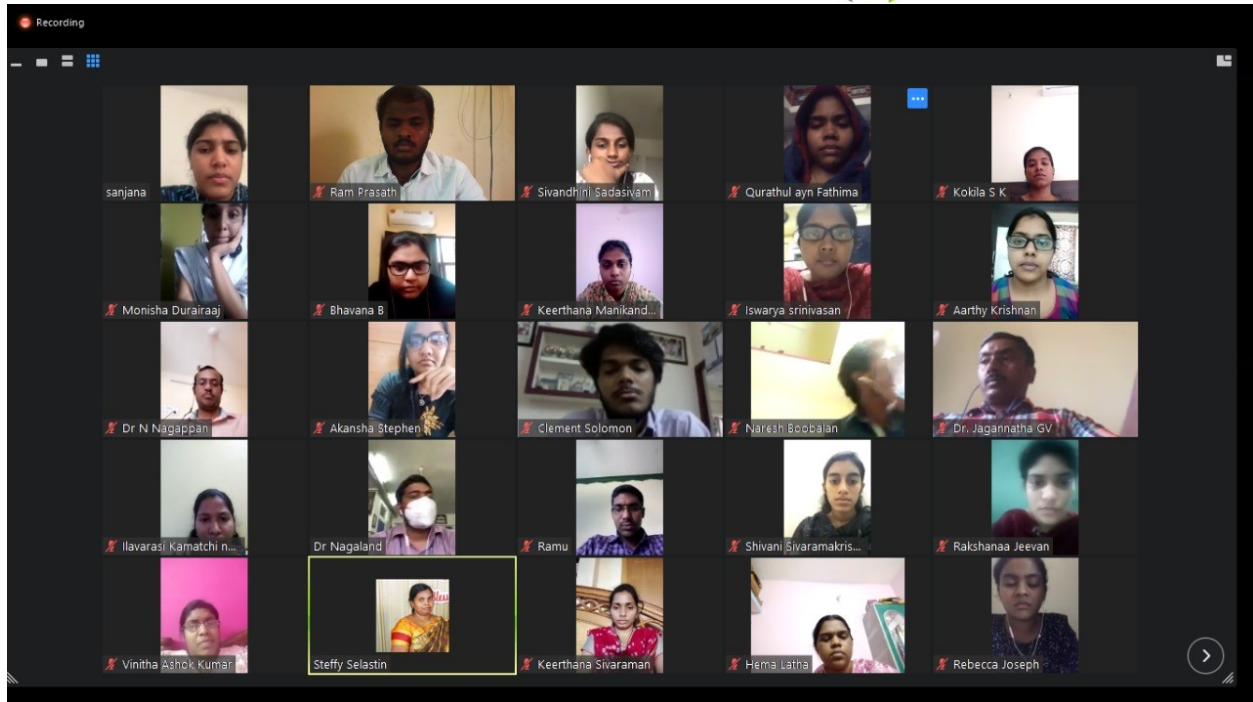
Aarthi Krishnan

Nareesh Sobbalan





























































Unmute Stop Video

Participants 39 Chat Share Screen Record Reactions

Leave Meeting



## ATTENDANCE SHEET:

11:55 AM ... 4G VoLTE 59% Close <b>Participants (39)</b>			11:52 AM ... 4G VoLTE 59% Close <b>Participants (37)</b>		
	Sai Aditiya	  >		Dr Nagaland	  >
	Santra Joseph	  >		Dr. Jagannatha GV	  >
	Sathiya Ganesan	  >		Hema Latha	  >
	Shanmuga Priyan	  >		Ilavarasi Kamatchi nathan	  >
	Shindhuja N	  >		Iswarya srinivasan	  >
	Shivani Sivaramakrishnan	  >		Kavitha Mohan	  >
	shruthi priya	  >		Keerthana Manikandan	  >
	Shweta Ranjith	  >		Keerthana Sivaraman	  >
	Sivandhini Sadasivam	  >		Kokila S K	  >
	Vinitha Ashok Kumar	  >		Monisha Durairaj	  >
<a href="#">Invite</a>			<a href="#">Invite</a>		



11:52 AM 4G VoLTE 59% 11:52 AM 4G VoLTE 59%			11:52 AM 4G VoLTE 59% 11:52 AM 4G VoLTE 59%		
Close	Participants (37)		Close	Participants (37)	
R	Rebecca Joseph		MD	Monisha Durairaj	
	Santra Joseph			Nandhini R	
SG	Sathiya Ganesan			Naresh Boobalan	
	Shanmuga Priyan		PR	Praveen R	
SN	Shindhuja N			Qurathul ayn Fathima	
SS	Shivani Sivaramakrishnan		R	Rakshanaa Jeevan	
	shruthi priya			Ram Prasath	
SR	Shweta Ranjith		R	Ramu	
	Sivandhini Sadasivam		RS	Ranjani Srinivasan	
VA	Vinitha Ashok Kumar		R	Rebecca Joseph	
Invite			Invite		



11:51 AM

4G VoLTE 59%

Close

## Participants (37)

 Search



Sneha.D (me)



Clement Solomon (host)



sanjana



Steffy Selastin



Aarthya Krishnan



Akansha Stephen



Bhavana B



Dhanesh Bala



Dr N Nagappan



Invite

**REPORT ON E-DISCUSSION FOR CLINICAL POSTING-02.05.2020**

**AUGUST BATCH - SESSION-III**

**Session III: 2:30PM – 3:15PM**

**Faculty:** Dr.G.V.JAGANNATHA  
Dr.NAGALAND  
Dr.NAGAPPAN  
Dr. CYRIL BENEDICT

**Students: IV Year Regular Batch –E**

**Students Present: 13/13**

**Total No of Students:** 13/13(E-batch)

1. RAKSHANA.J    2. RAM PRASANTH    3.RAMU.G    4. RANJINI  
5. SAI ADITIYA NARAYANAN.    6. SANJANA.D    7. SANTRA JOSEPH    8. SATHIYA.G  
9. SHINDUJA.N    10. SHIVANI.S    11. SHRUTHI PRIYA  
12. SHWETA RANJITH    13.D.SNEHA

**Discussion topic:** COMBINED SESSION WITH INTERNS SEMINAR ON TOPIC –  
HEALTH CARE DELIVERY SYSTEM IN INDIA

**Summary:**

The E batch, Final year BDS students had zoom meeting with interns posted in Poonjeri and E-block PHD and the faculty in between 2:30PM to 3:15PM via zoom app.

HEALTH CARE DELIVERY SYSTEM IN INDIA was the topic for the seminar. The seminar was taken by intern ISHWARYA SRINIVASAN from 2:30PM to 3:00PM. She discussed about introduction and explained about the health care systems available in INDIA and explained in detail about AYUSH (Ayurveda, Umami, Siddha, and Homeopathy) in detail. And also she added a note on yoga, naturopathy, and DEPARTMENT OF HEALTH RESEARCH AVAILABLE IN INDIA.

Recording

You are viewing Iswarya.srinivasan's screen

View Options

Done health care.pptx

**Health System in India**  
The health system in India has 3 main links

```

graph TD
    Central[Central] --> State[State]
    State --> Local[Local or peripheral]
  
```

**AT THE CENTRAL LEVEL**

Ministry of Health & Family Welfare  
Government of India

THE MINISTRY OF HEALTH AND FAMILY WELFARE  
THE DIRECTORATE GENERAL OF HEALTH SERVICES  
THE CENTRAL COUNCIL OF HEALTH AND FAMILY WELFARE

Unmute Stop Video

Participants 41 Chat 1 Share Screen Record Reactions

Leave Meeting

Participants: Ram Prasath, Ilavarasi Kamatchi N., Dr Nagaland, Dr N Nagappan

Recording

Jio 90%

Done health care.pptx

**Chettinad**  
Dental College & Research Institute

- India is a union of 28 states and 7 union territories
- States are largely independent in matters relating to the delivery of health care to the people
- Each state has developed its own system of health care delivery, independent of the central government
- The central governments responsibility consists mainly of policy making, planning, guiding, assisting, evaluating and coordinating the work of the state health ministries.

**Health System in India**  
The health system in India has 3 main links

```

graph TD
    Central[Central] --> State[State]
    State --> Local[Local or peripheral]
  
```

**AT THE CENTRAL LEVEL**

**Chettinad**  
Dental College & Research Institute

Participants: Ram Prasath, Dr Nagaland, Dr N Nagappan, Benedek Cyril

Recording

health care.pptx

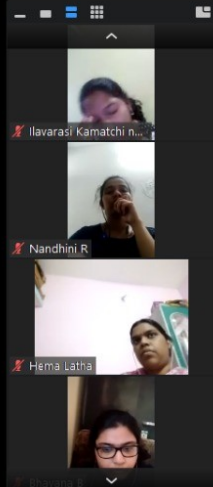
- The creation of the department of health and research under the ministry of health and family welfare was notified through an amendment to the government of India on 17th sept 2007
- The department was formally launched on 5th October 2007

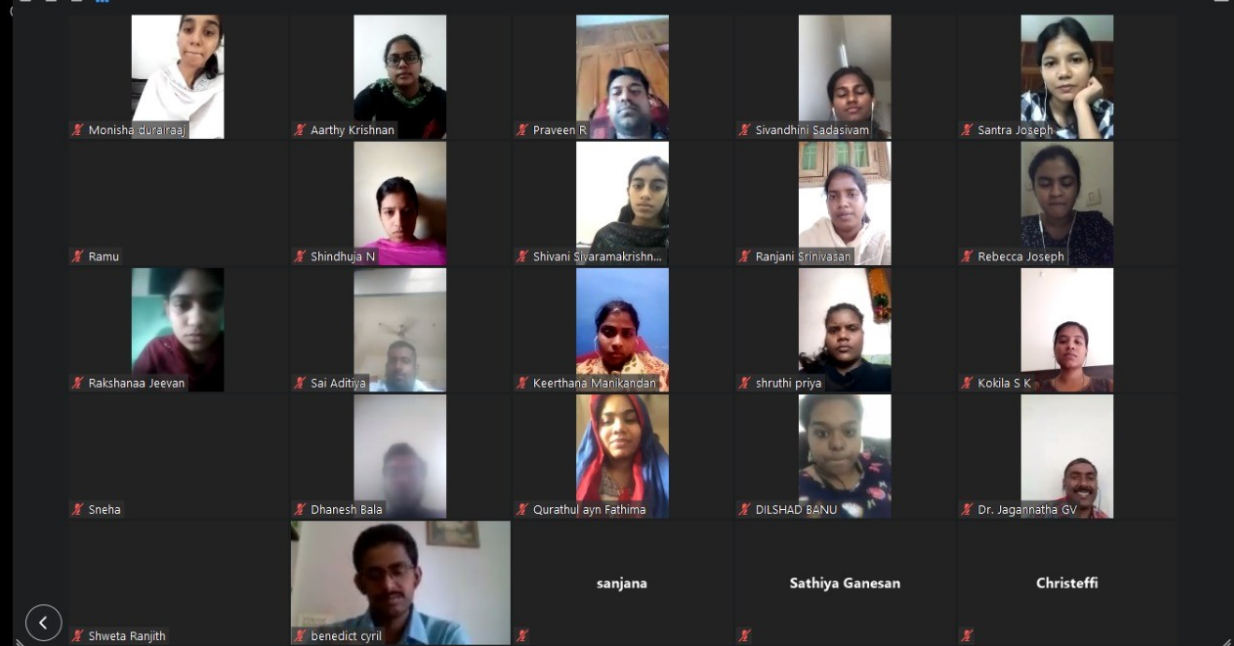
**FUNCTIONS:**

- Promote and provide guidance on research governance issues, including ethical issues in medical and health research
- Inter sectoral coordination and promotion of public-private partnership in medical, biomedical and health research related areas
- Advanced training in research areas concerning medicine and health including grant of fellowships for such training in India and abroad
- International cooperation in medical and health research including work related to international conferences in related areas in India and abroad
- Technical support for dealing with epidemics and natural calamities
- Investigations of outbreaks due to new and exotic agents and development of tool for prevention
- Matters relating to scientific societies and association, charitable and religious endowments in medicine and health research areas

**Department of AIDS control:**

- National AIDS control organization(NACO) is a division of ministry of health and family welfare that provides leadership to HIV/AIDS control program in India through 35 HIV/AIDS control and prevention societies
- The objective of NACP-I(1992-1999) was to control the spread of HIV infections. During this period, major expansion of infrastructure of blood banks was undertaken along with the establishment of STD clinics and HIV sentinel surveillance systems
- During NACP-2 a number of initiatives targeted interventions through the NGOs with a focus on high risk groups (HRGs), commercial sex workers (CSWs), injecting drug users (IDUs) and bridge populations (truckers and migrants)



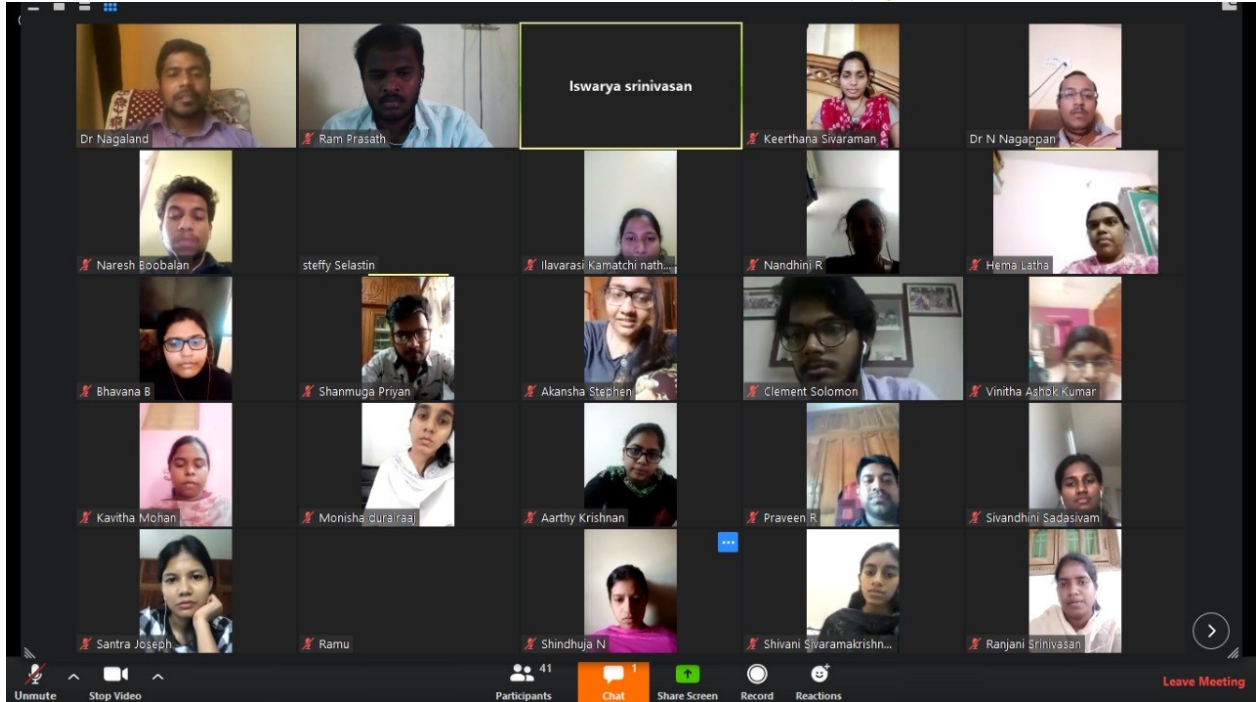


Unmute Stop Video

Participants Chat Share Screen Record Reactions Leave Meeting













































The image displays a Zoom meeting interface with 20 participants arranged in a grid. The participants are as follows:

Participant Name	Participant Name	Participant Name	Participant Name	Participant Name
Dr Nagaland	Ram Prasath	Iswarya srinivasan	Keerthana Sivaraman	Dr N Nagappan
Naresh Boobalan	steffy Selastin	Ilavarasu Kamatchi nath...	Nandhini R	Hema Latha
Bhavana B	Shanmuga Priyan	Akansa Stephen	Clement Solomon	Vinitha Ashok Kumar
Kavitha Mohan	Monisha Gurairaj	Aarthi Krishnan	Praveen R	Sivandhini Sadasivam
Santra Joseph	Ramu	Shindhuja N	Shivani Sivaramakrishn...	Ranjani Srinivasan

The bottom toolbar includes the following controls: Unmute, Stop Video, Participants (41), Chat (1), Share Screen, Record, Reactions, and a red 'Leave Meeting' button.





















## ATTENDANCE SHEET:

2:49 PM ... 4G VoLTE 78% Close Participants (41)			2:49 PM ... 4G VoLTE 78% Close Participants (41)		
🔍 Search			 Sai Aditiya		>
 Sneha (me)		>	 sanjana		>
 Clement Solomon (host)		>	 Santra Joseph		>
 Dr Nagaland		>	 Sathiya Ganesan		>
 Iswarya srinivasan		>	 Shanmuga Priyan		>
 Aarthya Krishnan		>	 Shindhuja N		>
 Akansha Stephen		>	 Shivani Sivaramakrishnan		>
 benedict cyril		>	 shruthi priya		>
 Bhavana B		>	 Shweta Ranjith		>
 Christeffi		>	 Sivandhini Sadasivam		>
Invite			Invite		

2:49 PM 4G VoLTE 78%

Close

## Participants (41)





















-  Monisha durairaj 
-  Nandhini R 
-  Naresh Boobalan 
-  Praveen R 
-  Qurathul ayn Fathima 
-  Rakshanaa Jeevan 
-  Ram Prasath 
-  Ramu 
-  Ranjani Srinivasan 
-  Rebecca Joseph 

Invite

2:49 PM 4G VoLTE 78%

Close

## Participants (41)

-  Dhanesh Bala 
-  DILSHAD BANU 
-  Dr N Nagappan 
-  Dr. Jagannatha GV 
-  Hema Latha 
-  Ilavarasi Kamatchi nathan 
-  Kavitha Mohan 
-  Keerthana Manikandan 
-  Keerthana Sivaraman 
-  Kokila S K 

Invite

**REPORT ON E-DISCUSSION FOR CLINICAL POSTING-02.05.2020**

**AUGUST BATCH - SESSION-IV**

**Session II: 3:15PM – 4:15PM**

**Faculty:** Dr.G.V.JAGANNATHA  
Dr. CYRIL BENEDICT

**Students: IV Year Regular Batch –E**

**Students Present: 13/13**

**Total No of Students:** 13/13(E-batch)

1. RAKSHANA.J    2. RAM PRASANTH    3.RAMU.G    4. RANJINI  
5. SAI ADITIYA NARAYANAN.    6. SANJANA.D    7. SANTRA JOSEPH    8. SATHIYA.G  
9. SHINDUJA.N    10. SHIVANI.S    11. SHRUTHI PRIYA  
12. SHWETA RANJITH    13.D.SNEHA

**Discussion topic:** CONTINUATION OF THE RECAP OF INDICES WITH QUIZ ON INDICES & QUESTIONNAIRE

**Summary:**

The E batch, Final year BDS students had zoom meeting with Dr.G.V.JAGANNATHA sir and Dr.Cyril Benedict sir in between 3:15PM to 4:15PM via zoom app. During this session, they were discussed about CPITN, CPI, GI, PI, OHI, OHI-S, Russell's periodontal index in brief by an interactive questionnaire and discussion between student and faculty members was made. Sir also explained the doubts raised by the students and other things to be known in the indices.

RECAP OF INDICES 02.05.2020 - PowerPoint

File Home Insert Design Transitions Animations Slide Show Review View Help Format Tell me what you want to do

Clipboard Cut Copy Paste Format Painter New Slide Section Slides

Times New Roman ID: 785-3245-0422 Stop Share Text Direction Align Text Convert to SmartArt

Font Paragraph Drawing Editing

Shape Fill Shape Outline Shape Effects Arrange Quick Styles

Find Replace Select

CPITN

- Weight of CPITN probe
- Difference between CPITN-C and CPITN-E probe
- Probing force
- At age less than 20, what are the index teeth recorded

Slide 3 of 10 English (United States)

Type here to search

Notes Comments

03:23 PM 02-05-2020

CYRIL BENEDICT

Share

Chettinad Dental College

benedict.cyril

Shweta Ranjith

Sai Aditya

Ranjani Srinivasan

RECAP OF INDICES 02.05.2020 - PowerPoint

File Home Insert Design Transitions Animations Slide Show Review View Help Format Tell me what you want to do

Clipboard Cut Copy Paste Format Painter New Slide Section Slides

Times New Roman Remaining Meeting Time: 01:20 Stop Share Text Direction Align Text Convert to SmartArt

Font Paragraph Drawing Editing

Shape Fill Shape Outline Shape Effects Arrange Quick Styles

Find Replace Select

OHI vs OHI-S

- Maximum score obtained from DI and CI

Slide 8 of 10 English (United States)

Type here to search

Notes Comments

03:49 PM 02-05-2020

CYRIL BENEDICT

Share

Chettinad Dental College

Ranjani Srinivasan

benedict.cyril

Ramji

Shivani Sivaramakrishna

Shweta Ranjith

Sai Aditya

Sathiya Ganesan

Rakshanaa Jeevan

Sneha

Santra Josephi



RECAP OF INDICES 02.05.2020 - PowerPoint

File Home Insert Design Transitions Animations Slide Show Review View Help Tell me what you want to do

Slide 7 of 10 English (India)

## OHI vs OHI-S

- Presence of tobacco stains in 21 lingual s
- Instruments used in OHI
- Differences between OHI and OHI-S
- 2 reasons why OHI-S was developed even among the two?

Dr. Jagannatha GV

Ranjani Srinivasan

Shindhuja N

Sai Aditiya

Rakshanaa Jeevan

Shweta Ranjith

Sneha

03:40 PM  
02-05-2020

CHETTINAD DENTA-WPS Office [Compatibility Mode] - Word

File Home Insert Design Layout References Mailings Review View Help Tell me what you want to do

Page 2 of 5 309 words English (United States)

4. Gingival index was given by :

A. Sillness and loe in 1965

B. Loe and sillness in 1966

C. Sillness and loe in 1962

D. Loe and sillness in 1963

Shweta Ranjith

benedict cyril

Ram Prasath

Shivani Sivaramakris...

Shindhuja N

Rakshanaa Jeevan

Sathya Ganesan

Sai Aditiya

Sneha

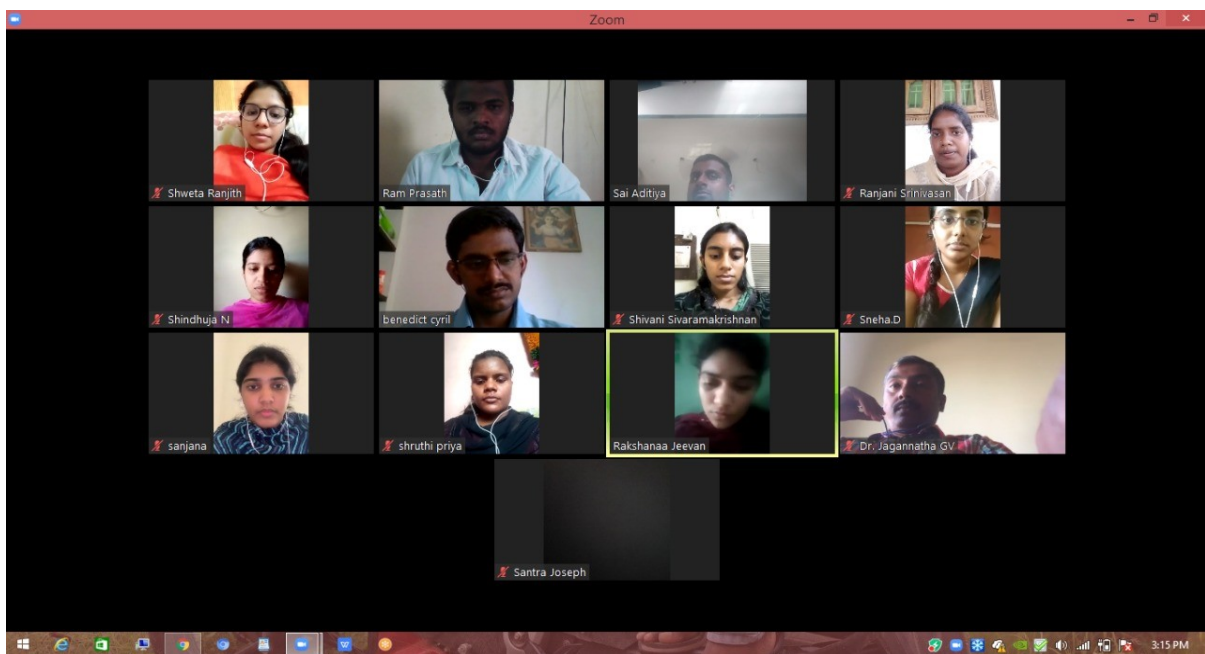
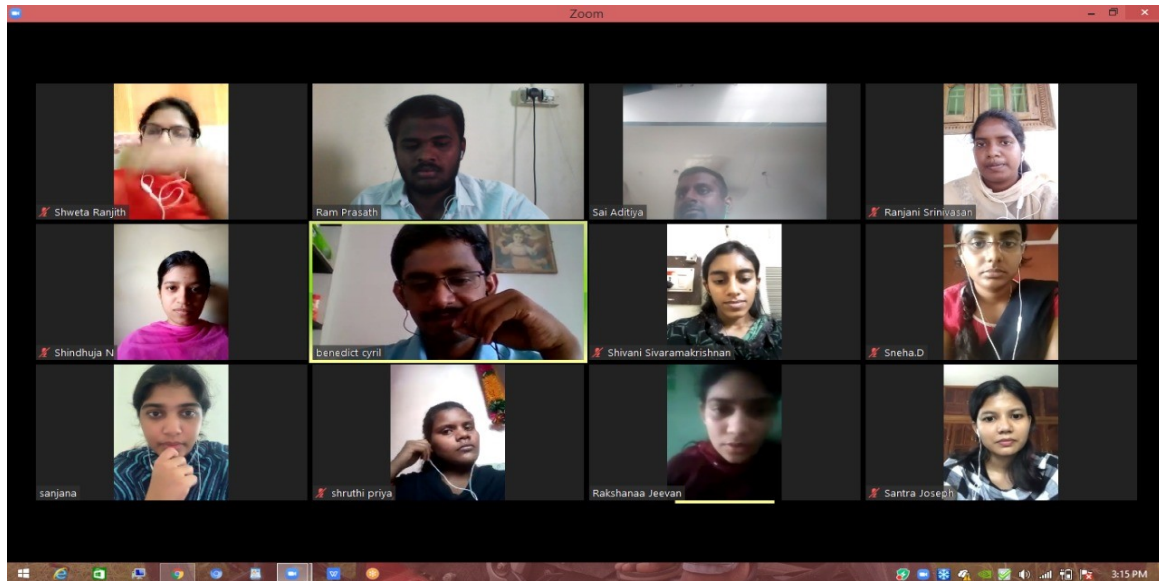
Ranjani Srinivasan

shruthi priya

sanjana

Santra Joseph

04:03 PM  
02-05-2020



































## ATTENDANCE SHEET:

3:20 PM 4G VoLTE 74%

Close **Participants (15)**




























	Sai Aditiya	  >
	Dr. Jagannatha GV	  >
	Ramu	  >
	sanjana	  >
	Santra Joseph	  >
	Sathiya Ganesan	  >
	Shindhuja N	  >
	Shivani Sivaramakrishnan	  >
	shruthi priya	  >
	Shweta Ranjith	  >

Invite

3:20 PM 4G VoLTE 74%

Close **Participants (15)**

Search

	Sneha.D (me)	  >
	benedict cyril (host)	  >
	Rakshanaa Jeevan	  >
	Ram Prasath	  >
	Ranjani Srinivasan	  >
	Sai Aditiya	  >
	Santra Joseph	  >
	Dr. Jagannatha GV	  >
	Ramu	  >

Invite