

**CHETTINAD DENTAL COLLEGE AND RESEARCH INSTITUTE**

**DEPARTMENT OF PUBLIC HEALTH DENTISTRY**

**(30.03.2020 to 04.04.2020)**

**Theory class sessions**

S.No	Date	Batch	Lecture topic	Faculty	No of students participated
1	30.03.2020	Regular	National Health Programs	Dr.Nagappan.N	75
2	30.03.2020	Supplementary	Atraumatic Restorative Therapy (ART)	Dr Nagaland T	7
3	04.04.2020	Regular	Mechanical Plaque Control	Dr.Jagannatha.G.V Dr.Nagappan	77
4	04.04.2020	Supplementary	General Epidemiology -I	Dr.Cyril Benedict Dr.Nagappan.N Dr.Nagaland.T	7

**Clinical discussions**

S.No	Date	Batch	Lecture topic	Faculty	No of students participated
1	30.03.2020	Regular	Introduction to Indices	Dr. Jagannatha.G.V	13
2	30.03.2020	Supplementary	Introduction to Case History and Demographic details	Dr Nagaland T	2
3	31.03.2020	Regular	Introduction to Dental Indices	Dr.N.Nagappan	11
4	31.03.2020	Supplementary	Case History-II	Dr.H.Cyril Benedict	2
5	01.04.2020	Regular	OHI & OHI-S	Dr.N.Nagappan	13
6	01.04.2020	Supplementary	Case History-III	Dr Nagaland T Dr. Jagannatha.G.V	2
7	02.04.2020	Supplementary	Treatment Planning	Dr Nagaland T Dr. Jagannatha.G.V Dr.Cyril Benedict	2
8	02.04.2020	Regular	DMFT/DMFS	Dr.Nagappan,N	13

9	03.04.2020	Supplementary	Tobacco consumption assessment and Cessation	Dr.Cyril Benedict.H	2
10	03.04.2020	Regular	Gingivitis and Indices to assess	Dr. Jagannatha.G.V Dr.Nagappan.N	13
11	04.04.2020	Regular	Case based Scenario Test	Dr.Nagaland.T Dr.Nagappan	13
12	04.04.2020	Supplementary	Case based Scenario Test	Dr.Cyril Benedict Dr.Nagaland.T	2
13	04.04.2020 <i>10.45 to 11.15 am</i>	Regular	Special event discussion- <b>COVID-19</b>	Dr. Jagannatha.G.V Dr.Cyril Benedict.H	13
13	04.04.2020 <i>3.00 to 3.25pm</i>	Regular	Special event discussion- <b>COVID-19</b>	Dr. Jagannatha.G.V	13

## **THEORY LECTURE E-DISCUSSION ON 30/03/2020**

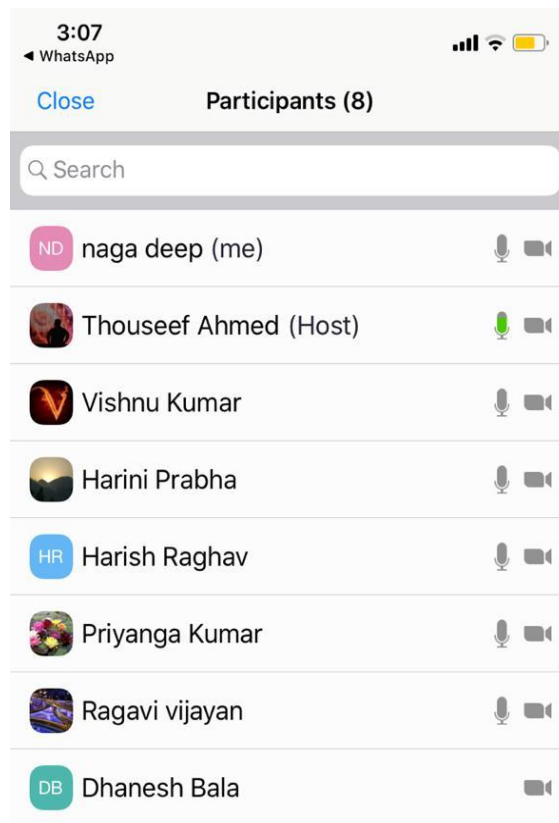
**Staff In charge:** Dr Nagaland T

**Students:** IV year February Batch

1. Thouseef Ahmed
2. Harini Prabha
3. Vishnu Kumar
4. Dhanesh Bala
5. Harish Raghav
6. Raghavi
7. Priyanga

**Lecture topic:** Atraumatic Restorative Therapy (ART)

The following contents were covered for the theory class viz., Introduction, Definition, indications/contraindications, advantages/disadvantages, steps in ART, post treatment instructions and assignments given. All the students were present for the lecture class.



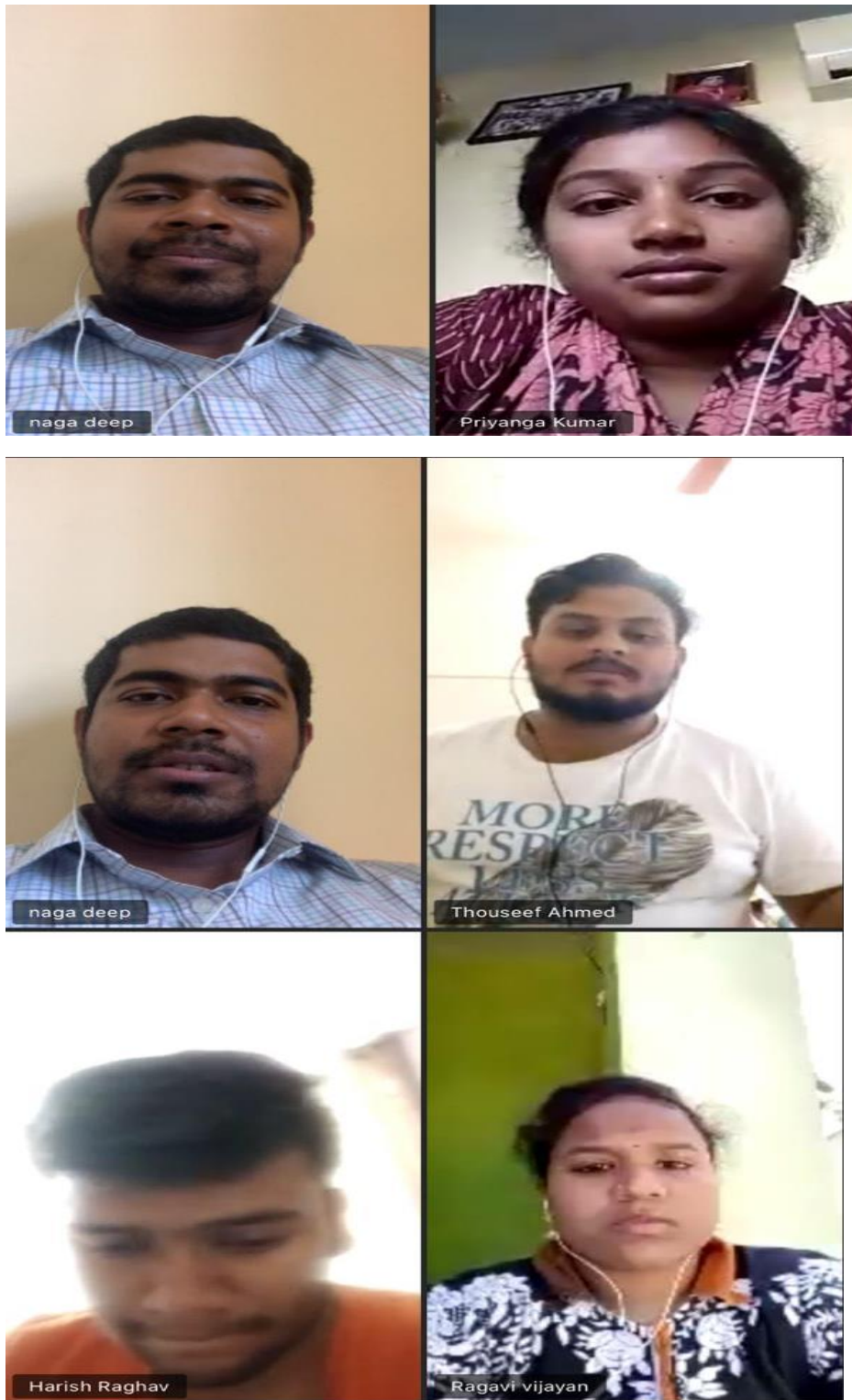


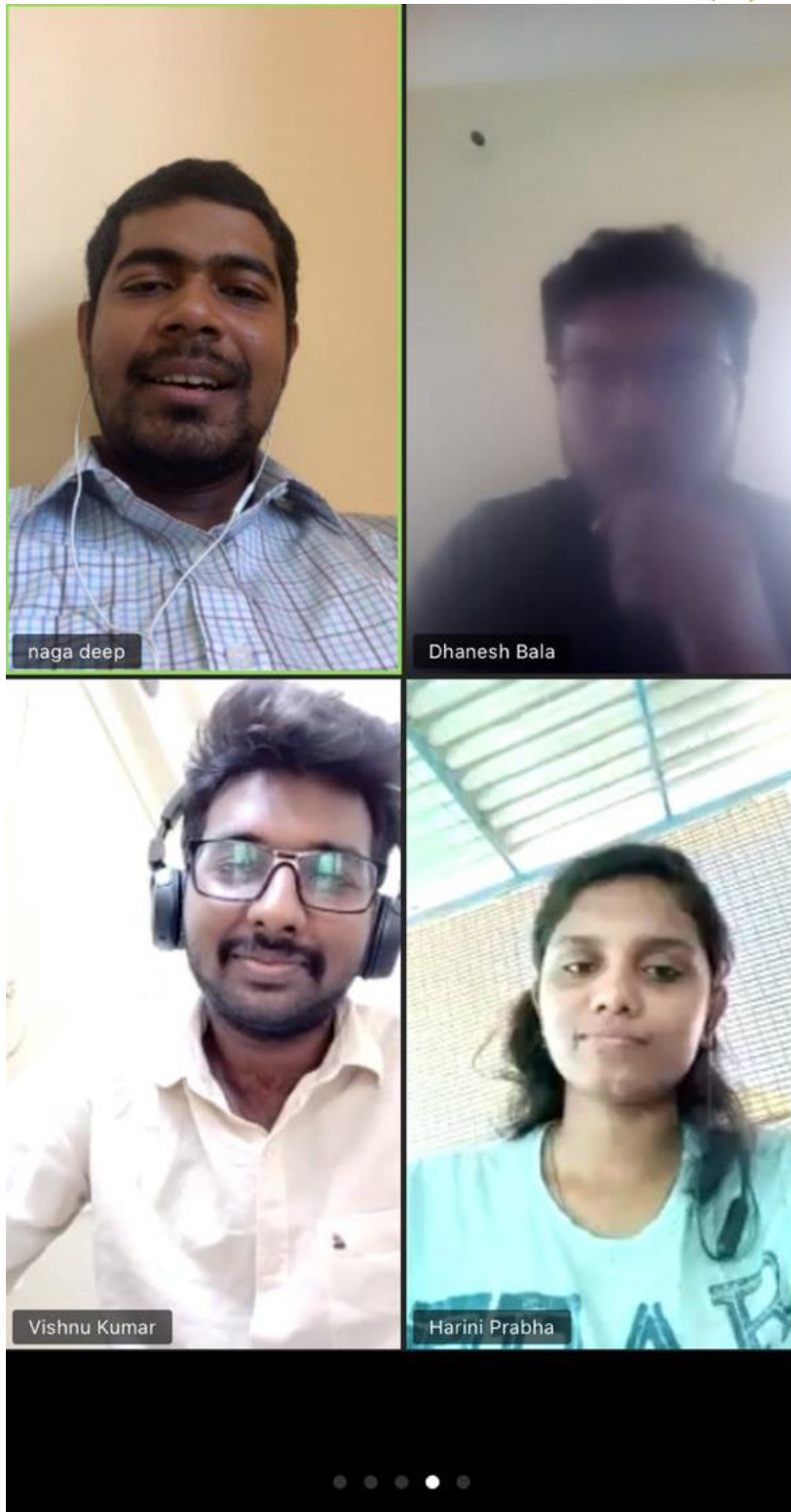
**Chettinad**

Dental College & Research Institute










## THEORY LECTURE E-DISCUSSION ON 30/03/2020









































































**Staff incharge: Dr. Nagappan**

**Student incharge: Pavithra Rathinaswamy**

**Theory discussion topic: National Health Program**

**No of absentees : 3 (Dharanya Aru, Padmaja and Prabavathi)**

 Search































	Pavithra RathinaSwa... (me, host)					SD Sneha D			
	Anusha R					SV Sureka Varatharaj			
	Archana . S					A aakifa			
	Kishan Kumar					Aamina Afra			
	Naafia Fathima					AM Abinandhan M			
	Pavithra Harikrishnan					AK Adithi Karthik			
	prasanth					AP agalya Panneer selvam			
	Ranjani Srinivasan					AA Arunachalesh Anbazhagan			
	Sanjana Dev					a Ateeq Ahamed			











Chats




















Invite
























Mute All

Unmute All

	Balan Edward	  >
	Chandhni Shanker	  >
	Deepika Ramachandra Murali	  >
	Gautham B	  >
	Gowtham PD	  >
	Harish P	  >
	Hema Suresh	  >
	Janani	  >
	Jaya Kumar	  >
	Jayabalan C	  >
<div>Chats</div> <div>Invite</div> <div>Mute All</div> <div>Unmute All</div>		

	Jineesh M	
	Johnvee S	
	Kadambari Ramaswamy	
	Kanchana Mala	
	Kauvya Karunanidhi	
	Kudiarasi Rajendran	
	Lakshika Sree	
	Lalitha Choudhary	
	Logesh Ram	
	M.Lakshmipriya	
<div>Chats</div> <div>Invite</div> <div>Mute All</div>		

	Shweta Ranjith	  >
	Sowmya Natarajan	  >
	Sruthi S	  >
	Suba Keerthi	  >
	Subashini Natarajan	  >
	Surya Nandakumar	  >
	Tamil Selvan M D	  >
	Varshini Venkat	  >
	Vikneshwari Jayabalan	  >
	Vikraman J	  >
<div>Chats</div> <div>Invite</div> <div>Mute All</div> <div>Unmute All</div>		

PR	Pavithra Rajkumar	  >
PD	Priya Darshini	  >
R	Rakshanaa Jeevan	  >
	Ram Prasath	  >
	Ramu Ganesan	  >
	Sai Aditiya	  >
SJ	Santra Joseph	  >
SG	Sathiya Ganesan	  >
SN	Shindhuja N	  >
S	Shivani	  >

[Chats](#) [Invite](#) [Mute All](#) [Unmute All](#)

 6% 4:11 PM

  Recording

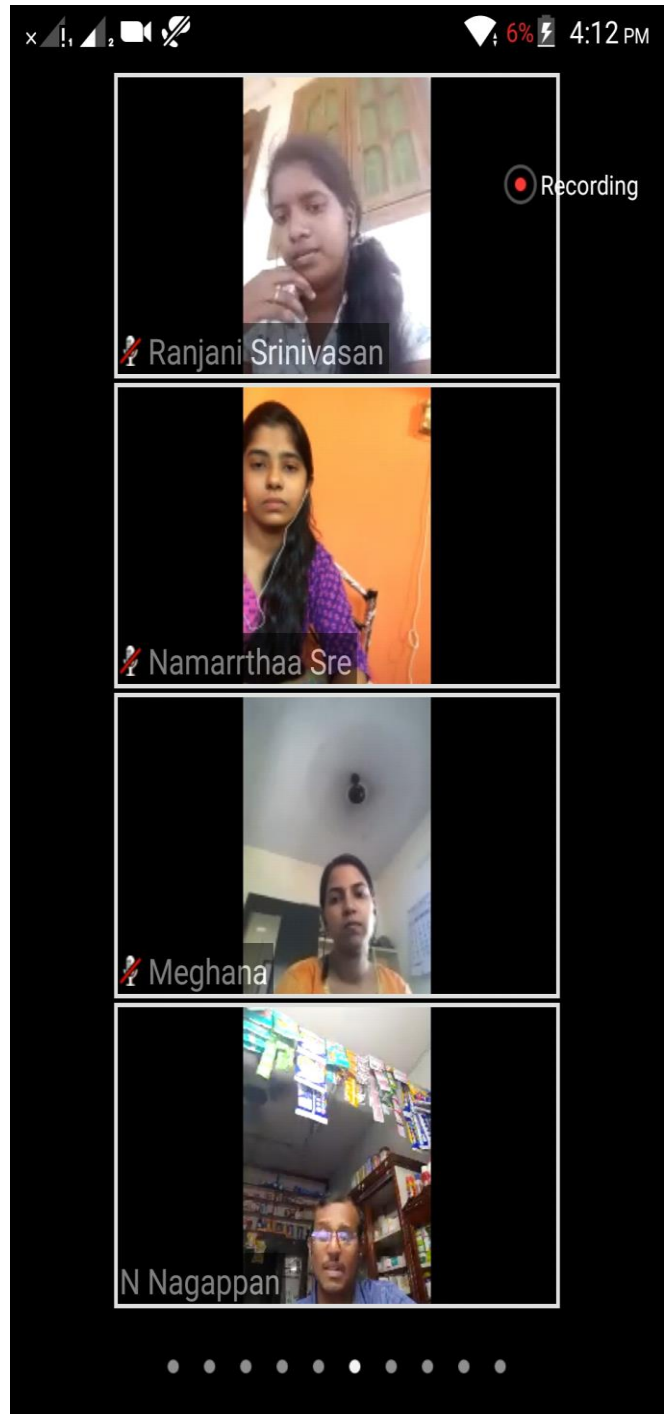
 Yuvarani Muthu Kumar

 Shivani

 Tamil Selvan M D







4:12 PM 6%

Recording

Lalitha Choudhary

Jineesh M

Deepika Ramachandra Murali

Surya Nandakumar

4:12 PM 6%

Recording

Nawin Subhaganesh

Ateeq Ahamed

Vikraman J

prasanth

Mobile status bar: 4:12 PM, 6% battery, Wi-Fi, Signal, Camera, Microphone icons.

Recording

























Kanchana Mala

Shindhuja N

Sowmya Natarajan

Hema Suresh

Progress dots: 12 dots, 11th dot is active.

	Madhu Bala Sermarajan	  >
MS	Maha srinithi Selvaraj	  >
M	Meghana	  >
MB	Munira Begam	  >
	Namarrthaa Sre	  >
	Nawin Subhaganesh	  >
n	Neha Naomi	  >
	Nehrthika Kumaresan	  >
P	Padmajee.s	  >
PL	Pavithra lakshmi N	  >




Chats

Invite


Mute All



Unmute All







×    4% 4:22 PM



Vishalini Mohan left

 Recording




  Shweta Ranjith


  Lakshika Sree



  Sneha D



  shruthi priya



● ● ● ● ● ● ● ● ● ●



×    6% 4:13 PM

 Recording

  Jaya Kumar

  Sureka Varatharaj

  Naafia Fathima

  Sneha D

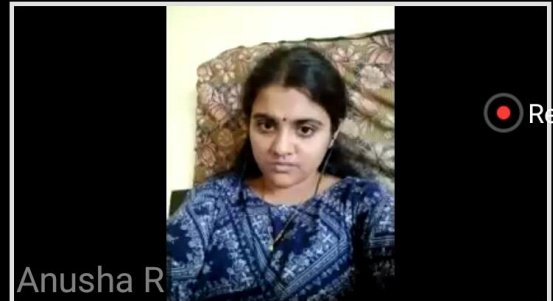
● ● ● ● ● ● ● ● ● ●

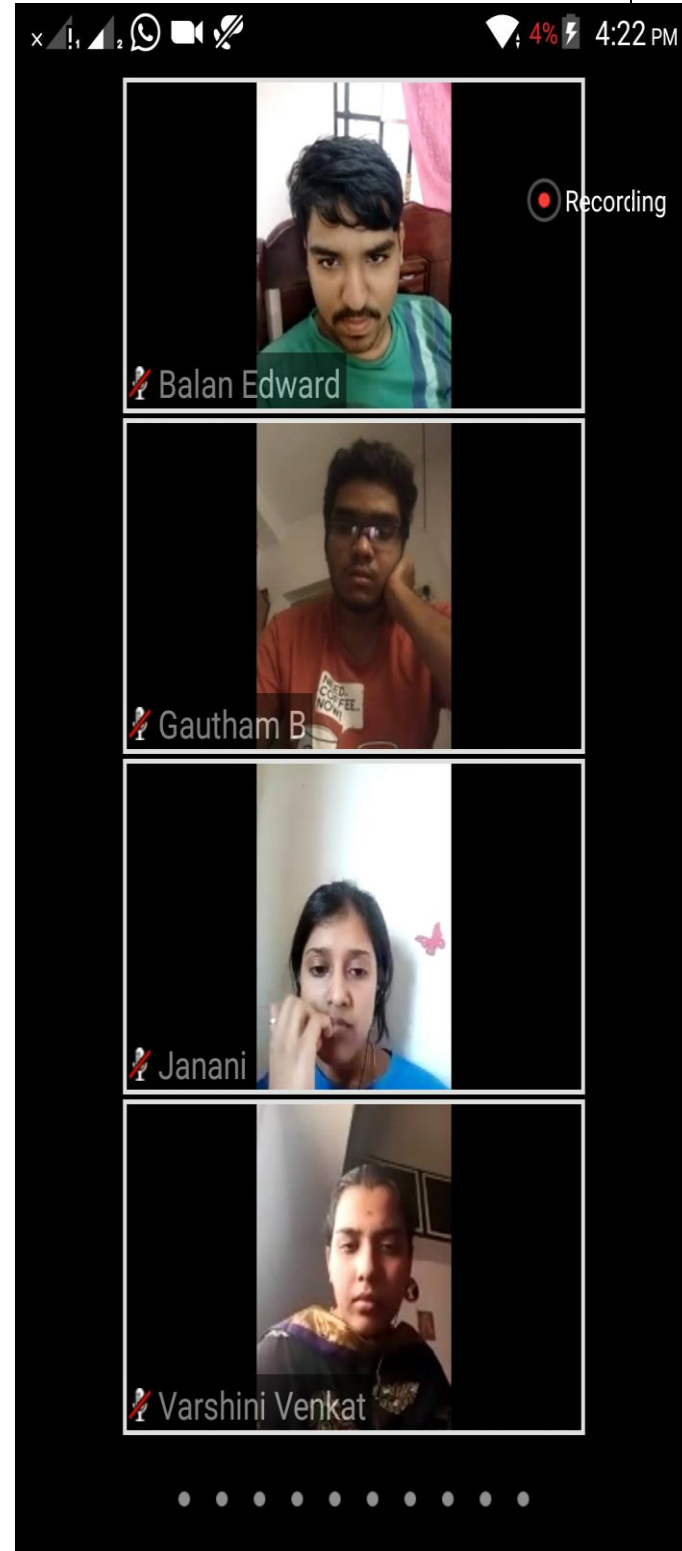
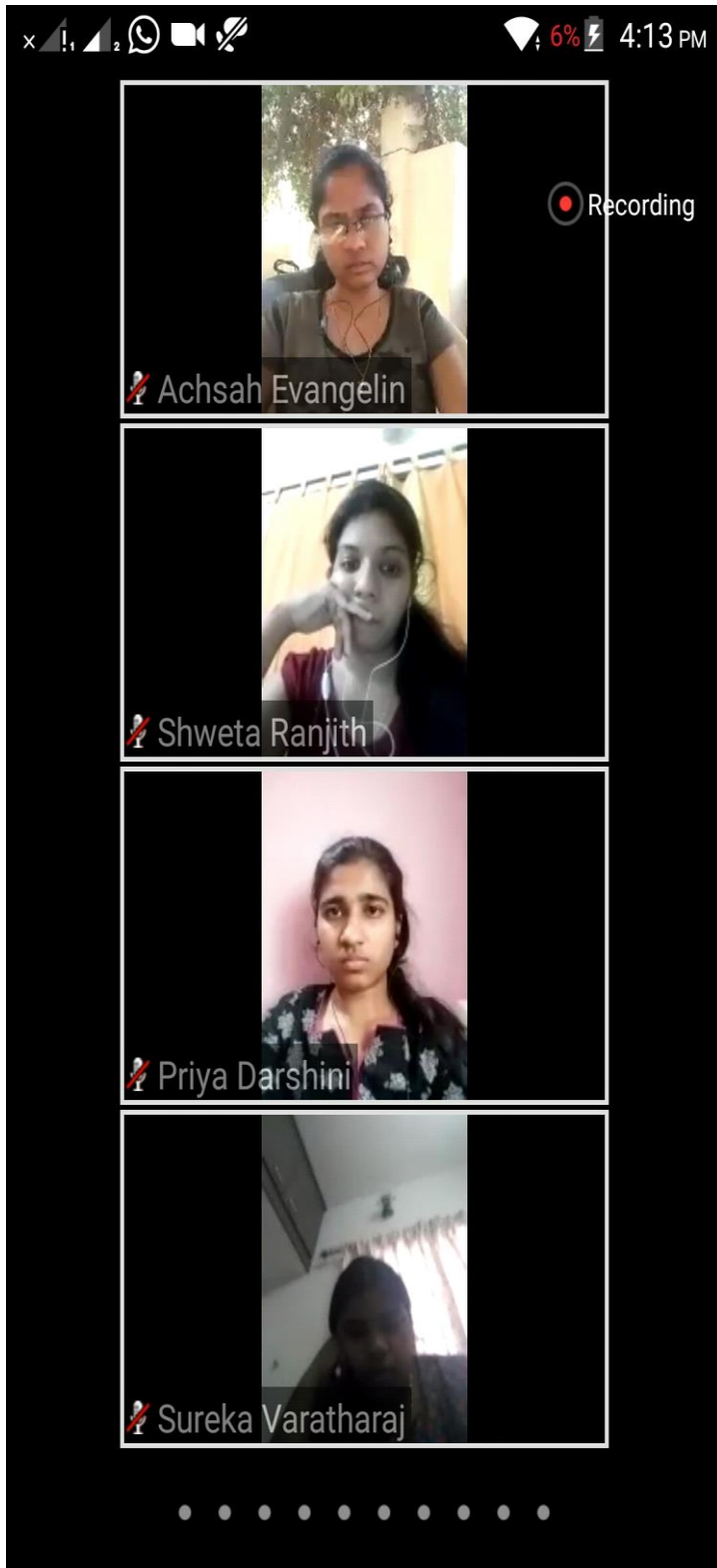


6% 4:13



6% 4:13 PM





× ! 2 6% 4:11 PM

Recording

Subashini Natarajan

Kudiarasi Rajendran

Vikneshwari Jayabalan

Madhu Bala Sermarajan

● ● ● ● ● ● ● ● ● ●

× ! 2 4% 4:21 PM

Recording

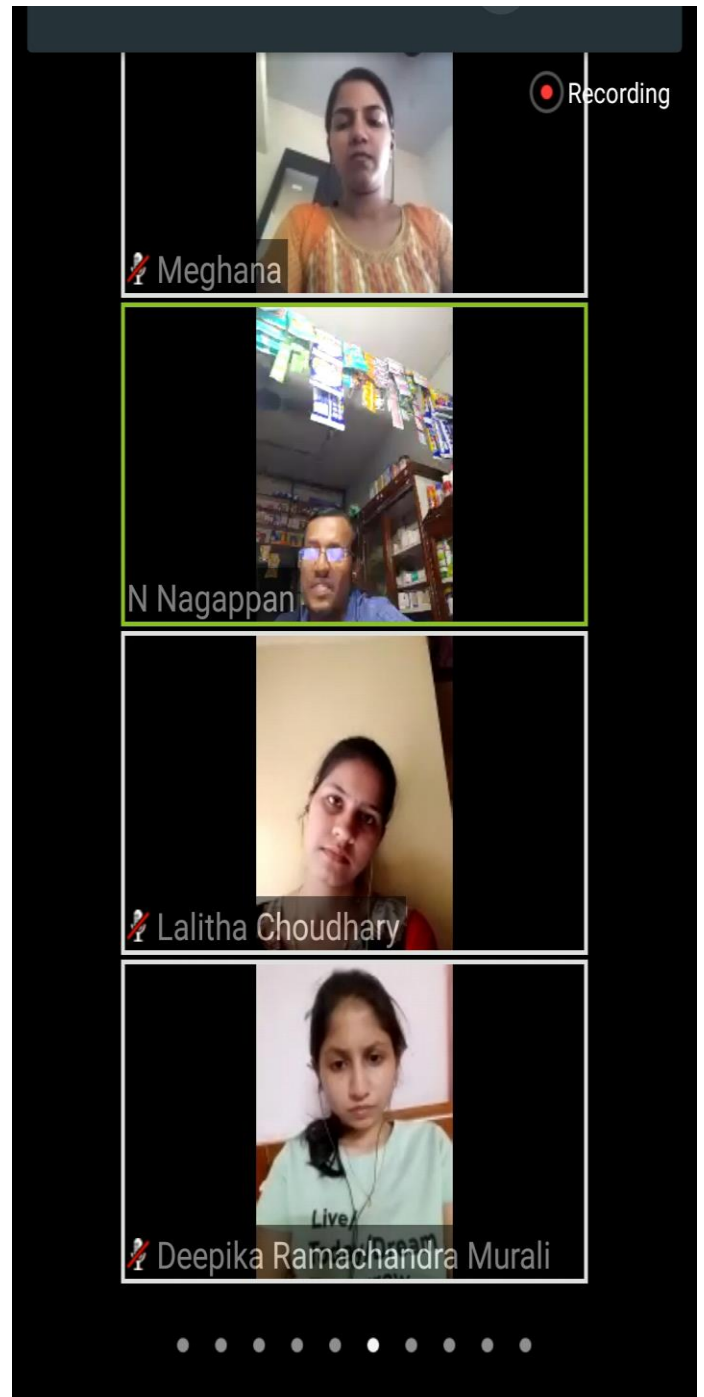
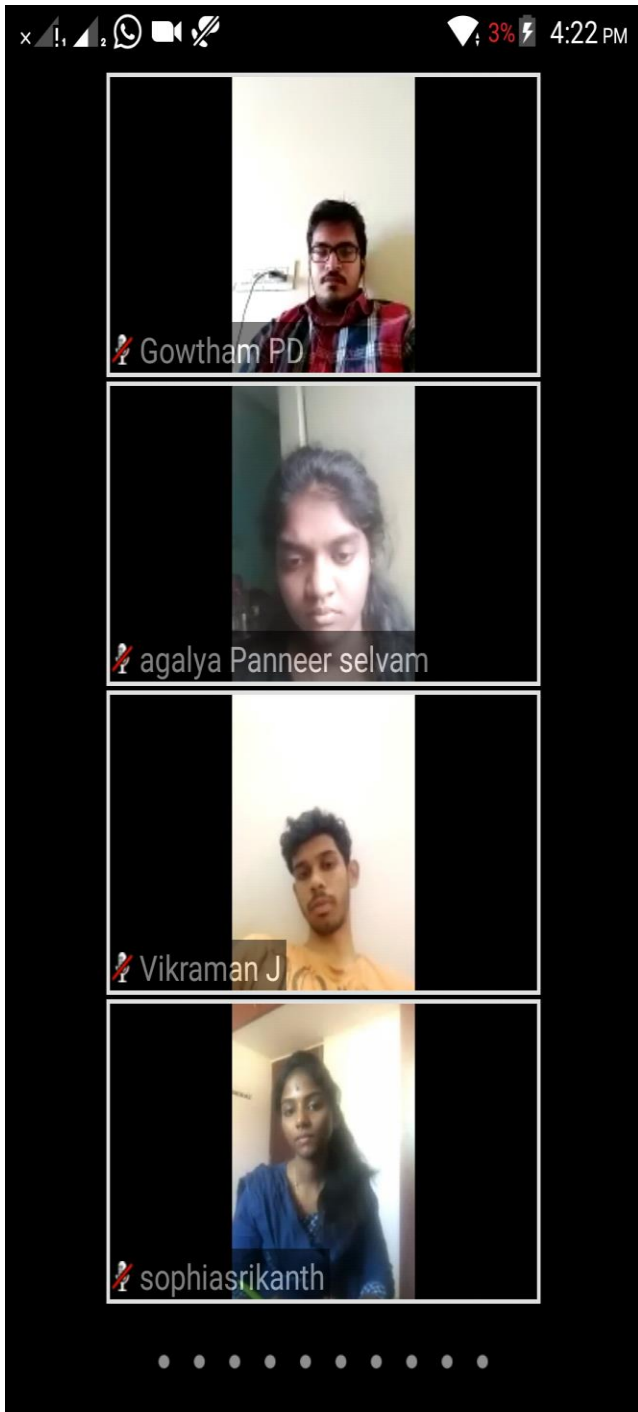
Neha Naomi

Aakifa

Adithi Karthik

Nehrthika Kumaresan

● ● ● ● ● ● ● ● ● ●





## REPORT ON E-DISCUSSION FOR CLINICAL POSTING ON 30/03/2020

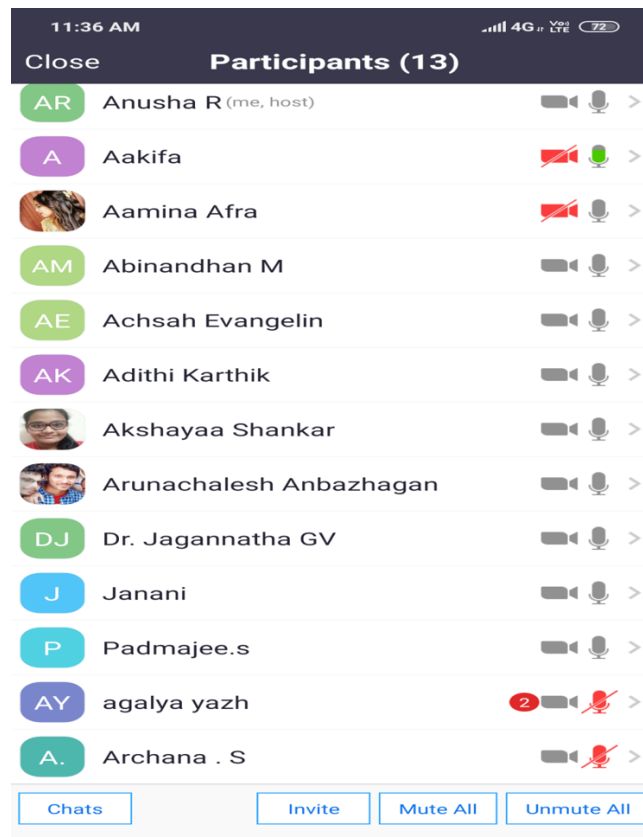
**STAFF INCHARGE:** Dr. Jagannatha GV

**STUDENT INCHARGE:** Anusha.R

**CLINICAL POSTING DISCUSSION TOPIC:** Introduction to Indices

**TOTAL NO OF STUDENTS POSTED IN PHD:** 13 “A-BATCH”

1. Aru Dharunya    2. Janani Suresh    3. Padmajee.    4. Aakifa    5. Amina Afra  
6. Abinandhan    7. Achsa Evangelin    8. Adithi    9. Agalya    10. Akshayaa    11.  
Anusha.R    12. Archana.S    13. Arunachalesh



Discussion duration: 40 minutes

12:36 PM

4G

Info

Edit

When	Today, 11:30 AM
Topic	Intro to indices ( e-learning day 1)
Meeting ID	257-907-0012
Duration	40 minutes
Password	Anusha3003

Start Meeting

Add to Calendar

Add Invitees

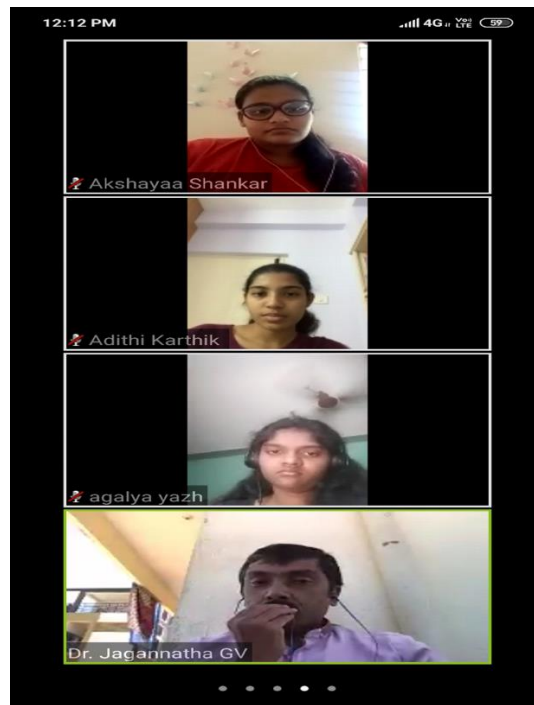
Delete Meeting

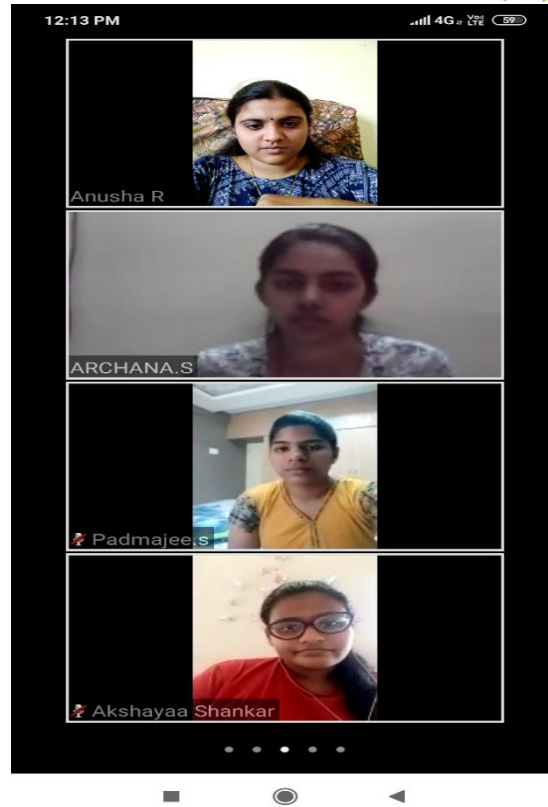


**Chettinad**  
Dental College & Research Institute



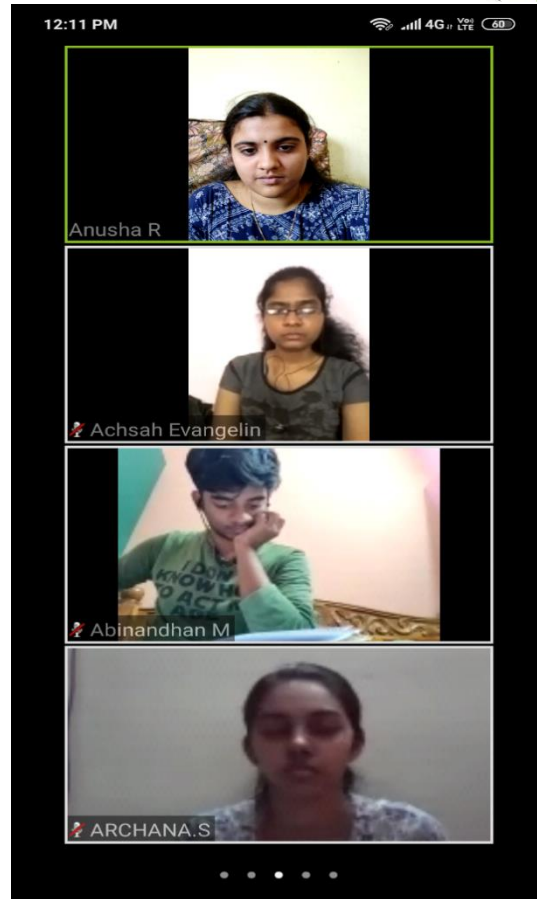








v





### **REPORT ON CLINICAL POSTING E-DISCUSSION -30/03/2020**

**Staff in charge:** Dr Nagaland T

**Students:** IV year February Batch

1. Thouseef Ahmed
2. Harini Prabha

**Discussion topic:** Introduction to Case History and Demographic Details

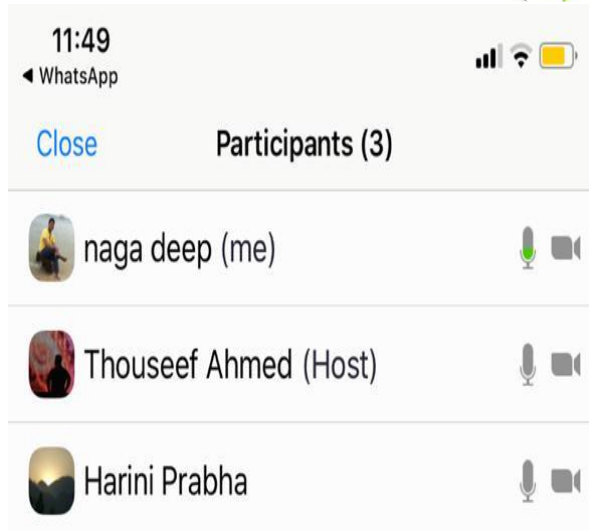
Discussed in detail about the components of demographic details and gave assignments on components of socioeconomic scale and other uses of demographic details.

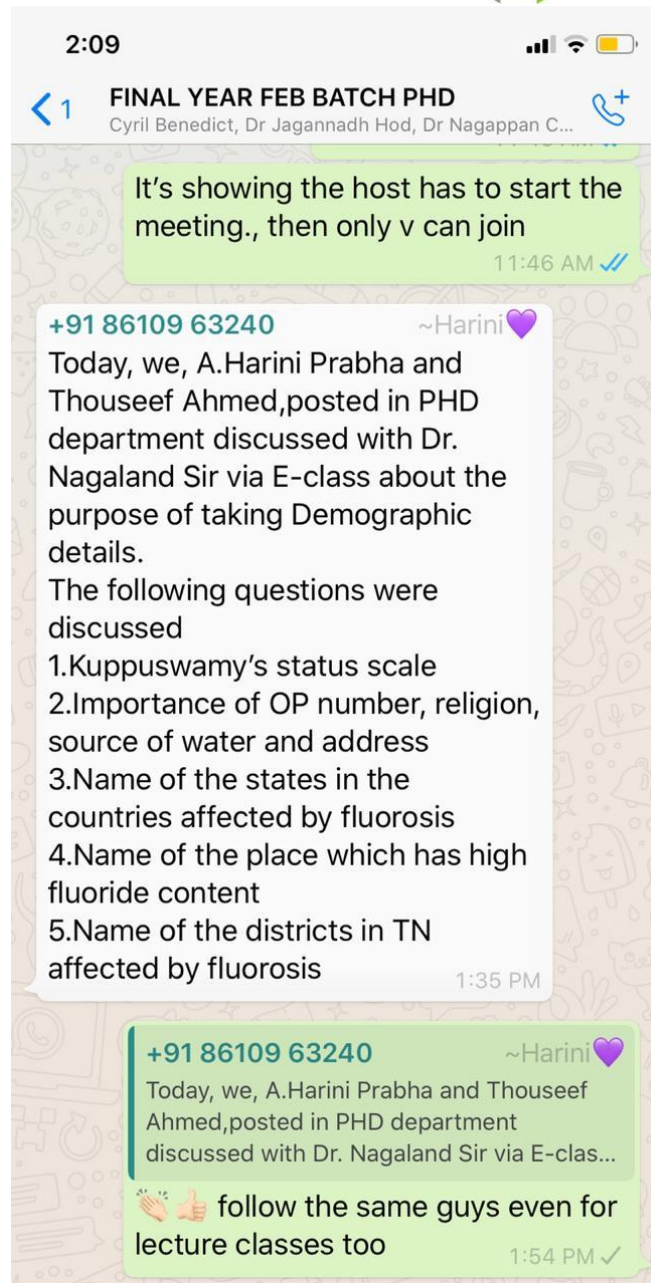




**Chettinad**

Dental College & Research Institute







**REPORT ON E-DISCUSSION FOR CLINICAL POSTING - 31.03.2020**

**Staff In charge:** Dr N Nagappan

**Students:** IV year August Batch

1. Janani Suresh
2. Padmajee
3. Adithi
4. Agalya
5. Archana
6. Anusha
7. Aakifa
8. Abinandhan
9. Achsah
10. Ashayaa
11. Anusha

**Discussion topic:** Introduction to Dental Indices

The following contents were covered for the theory class viz., Introduction, Ideal requisite, Objectives, Selection, Purpose, Uses and classification of Indices with examples and assignments given. All the students were present for the lecture class except AruDharnya and Aamina Afra



11:06 AM

4G LTE 74%

Close

Participants (12)

Search

AR

Anusha R (me)

>

A.

Archana . S (host)

>

AM

Abinandhan M

>

AK

Adithi Karthik

>

Akshayaa Shankar

>

J

Janani

>

NN

N Nagappan

>

A

Aakifa

>

AE

Achsah Evangelin

>

AP

agalya Panneer selvam

>

Arunachalesh Anbazhagan

>

P





Padmajee.s

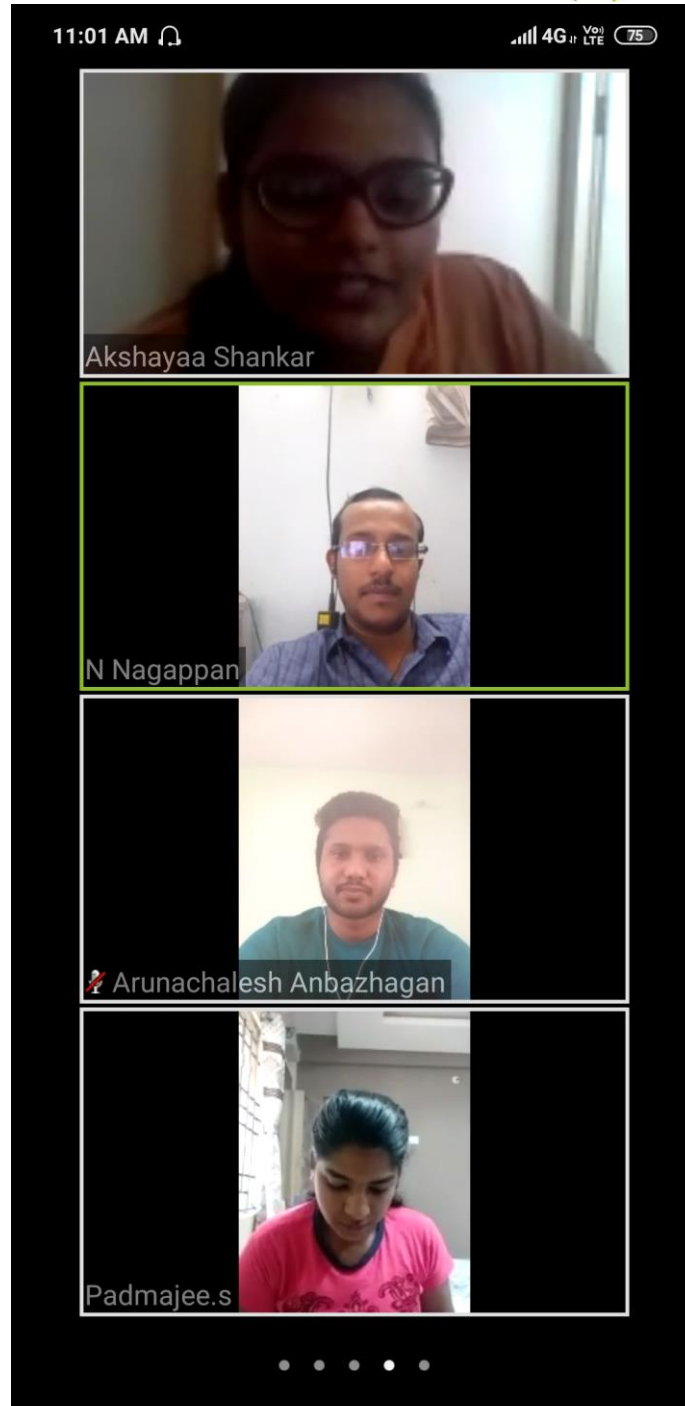
>

Chats

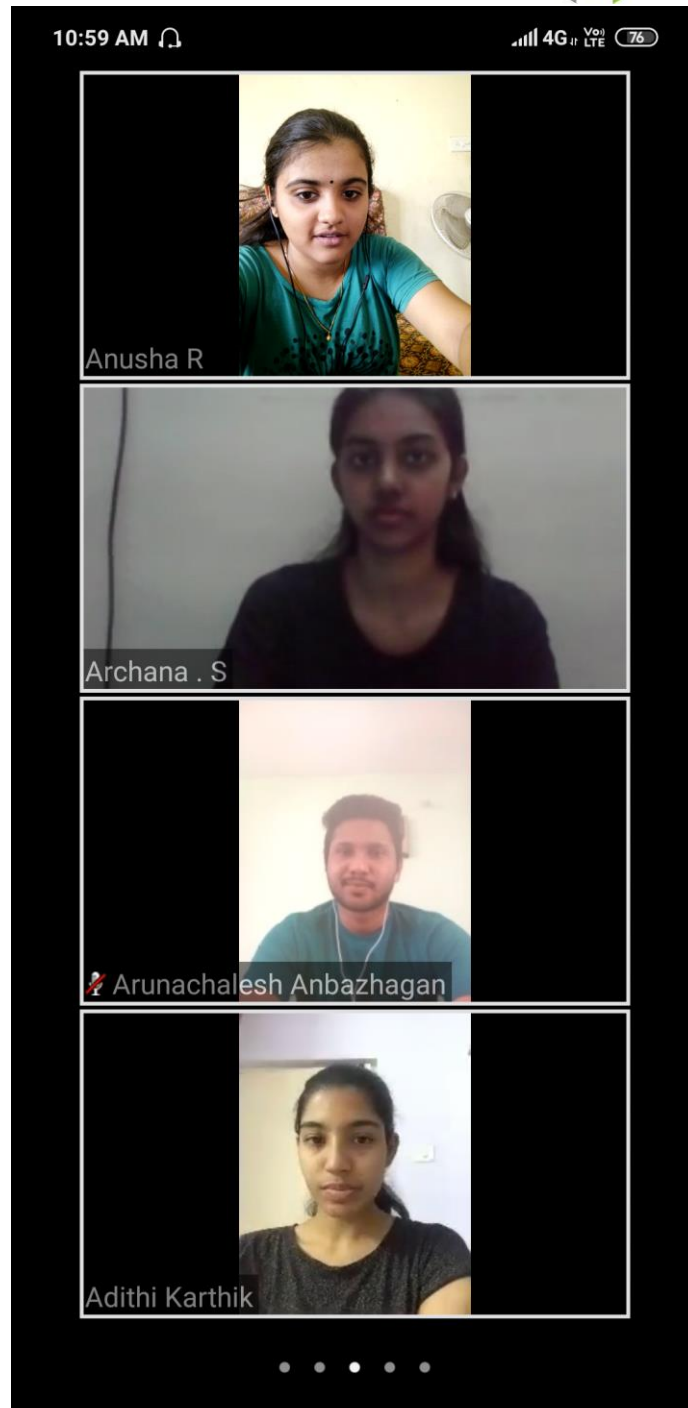
Invite



		
Achsah Evangelin		
		
Archana . S		
		
 Aakifa		









**Chettinad**

Dental College & Research Institute

Cancel

**Info**

Edit

**When**

Today, 11:00 am

**Topic**

introduction to indices and OHI, OHI-S

**Meeting ID**

661-156-612

**Duration**

60 minutes

**Password**

3103

Start Meeting

Add to Calendar

Add Invitees

Delete Meeting

11:07 AM

4G LTE 75%



Arunachalesh Anbazhagan



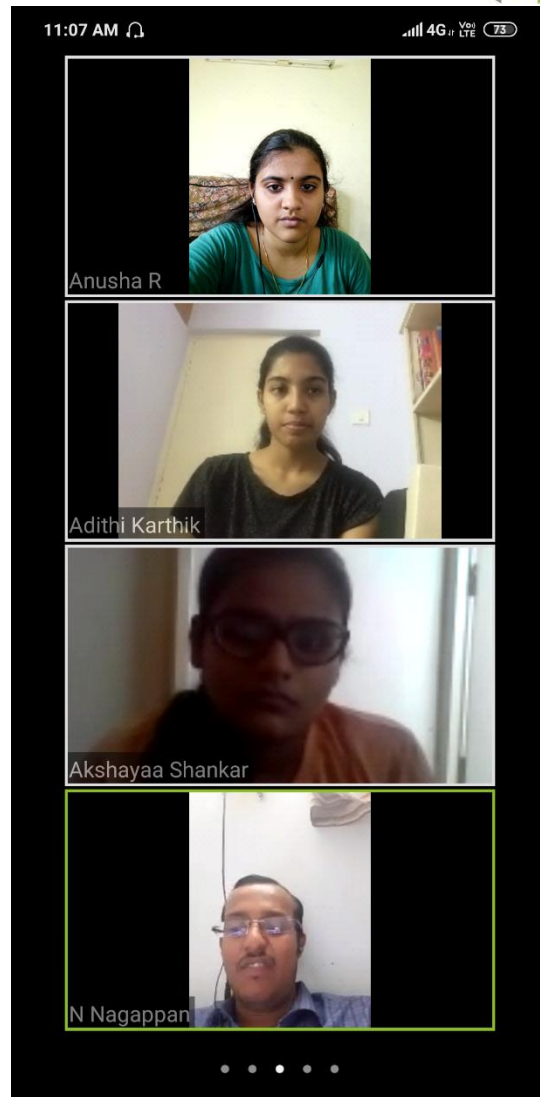
Achsa Evangelin



agalya Panneer selvam



Abinandhan M





## **REPORT ON E-DISCUSSION FOR CLINICAL POSTING - 31.03.2020**

**Staff In charge:** Dr N Nagappan

**Students:** IV year February Batch

1. Thouseef
2. Harini

**Discussion topic:** Case History

The following contents were covered for the discussion class, Demographic details, Chief complaints and its significance, History of presenting illness and its significance in case history taking, significance of Past medical history, past dental history, family history and personal history, diet history and its influence on Dental caries initiation and progression. The model case history assignment was shared for online viewing.





### PROGRESSION:

- i) Constant pain: Reversible Irreversible pulpitis
- ii) Mass that increases in size just before eating: Salivary gland retention phenomenon
- iii) Slow growing mass: Reactive hyperplasia  
Chronic Infection  
Cysts and Benign.
- iv) Rapidly growing mass: Abscess, Infected cyst, Aneurysm, Salivary retention, Phenomenon.
- v) Mass with accompanying infection and lymphoma.

### ULCER:

Associated diseases like TB, Syphilis, Nephritis, and DM should be asked.

#### Prodromal Symptoms

- Deposits and stains

Habit history

Reaction to heat/cold/pressure/sweet stimuli

- ① Reaction to heat - Irreversible pulpitis
- ② Reaction to cold - Reversible pulpitis, exposed to dentin/cracked cusp.
- ③ Reaction to pressure - Periapical / Periodontal abscess.
- ④ Reaction to Sweet - Reversible pulpitis.  
Aggravating on changing posture.



Relapse and Remission  
Treatment done before for the same problem.

Negative History:

With the history of presenting illness nearer to provisional diagnosis.

PAIN

DURATION — ACUTE (Eg. Reversible pulpitis)  
                    — CHRONIC (Eg. Irreversible pulpitis)

Pain during chewing, drinking hot and cold liquids pulp and periapical disease.

- Sharp — exposed dentinal tubules
- Dullness — Pulpal hyperemia
- Throbbing — Irreversible pulpitis.

Location.

- i) Lesion in keratinized mucosa —  
Herpetiform ulcer  
Apthous ulcer — Major.
- ii) Ulcer in non-keratinized mucosa  
— Apthous ulcer — Minor.
- iii) Lower lip — Mucocele
- iv) Peripheral ossifying fibroma — in gingiva
- v) Upper lip — Mucoepidermoid Carcinoma
- vi) Recurrently — Changing location  
— Benign migratory glossitis.





21/3/2020

## ASSIGNMENT

### CASE HISTORY

#### CHIEF COMPLAINT:

Chief complaint is the reason for which the patient has come to doctor (or) the reason for seeking the treatment.

Should be in patient's own words.

Chronological order - in case of multiple complaints

Do not interrupt the patient - if possible

Aids in diagnosis and treatment planning

Some chief complaints are:

- |                               |                             |
|-------------------------------|-----------------------------|
| → Pain                        | → Change in colour of tooth |
| → Swelling                    | → Bleeding gums             |
| → Ulcer                       | → Dryness of mouth          |
| → Deposits                    | → Mobility of tooth         |
| → Bad breath                  | → Broken tooth              |
| → Missing tooth/teeth         | → Clicking of TMJ           |
| → Difficulty in mouth opening | → Bad appearance            |
| → Burning mouth               | (Proclination crowding)     |

#### History of Presenting illness:

Mode of onset (sudden / gradual)

Cause

Duration

Progression

Radiating / Non-radiating

Aggravating and relieving factors

**REPORT ON E-DISCUSSION FOR CLINICAL POSTING - 01.04.2020**

**Staff In charge:** Dr Nagaland T

**Students:** IV year February Batch

Mr Thouseef Ahmed

Ms Harini Prabha

**Discussion topic:** Case History Part III

- Hard tissue examination
- Diagnosis and Treatment planning

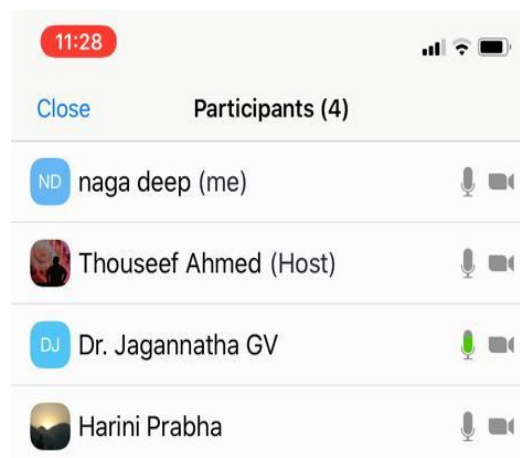
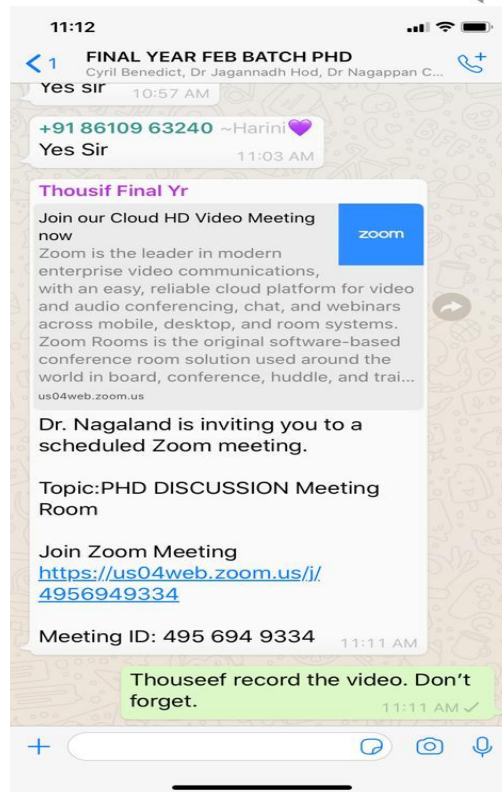
**Summary:** Discussed in detail about all the hard tissue findings, how to find, method of interpretation, notation, order of findings, periodontal examination, diagnosis (types of diagnosis, purpose of each diagnosis) and phases of treatment planning. The doubts raised by the students were cleared then and there. The students were given assignment on the same and instructed to post the assignment after the discussion. Both the students were present to the posting discussions.





**Chettinad**

Dental College & Research Institute





**REPORT ON E-DISCUSSION FOR CLINICAL POSTING - 01.04.2020**

**Staff In charge:** Dr N Nagappan

**Students:** IV Year August Batch

1. Janani Suresh
2. Padmajee
3. Adithi
4. Agalya
5. Archana
6. Anusha
7. Aakifa
8. Abinandhan
9. Achsah
10. Ashayaa
11. Anusha
12. AruDharnya
13. Aamina Afra

**Discussion topic:** OHI & OHI S

The following contents were covered for the theory class viz., Introduction, oral hygiene, Debris and Calculus, Brief explanation about OHI & OHI S with examples and assignments given. All the students were present for the lecture class.

11:05 AM
4G LTE
49

Close
Participants (13)

Search

AR

Anusha R (me)

Arunachalesh Anbazhagan (host)

Aamina Afra

Achsa Evangelin

AK

Adithi Karthik

AP

agalya Panneer selvam

Akshayaa Shankar

A.

Archana . S

M Abinandhan

NN

N Nagappan

P


Padmajee.s

A


aakifa

Chats
Invite


4G LTE
MA 10:11




Anusha R




Arunachalesh Anbazhagan

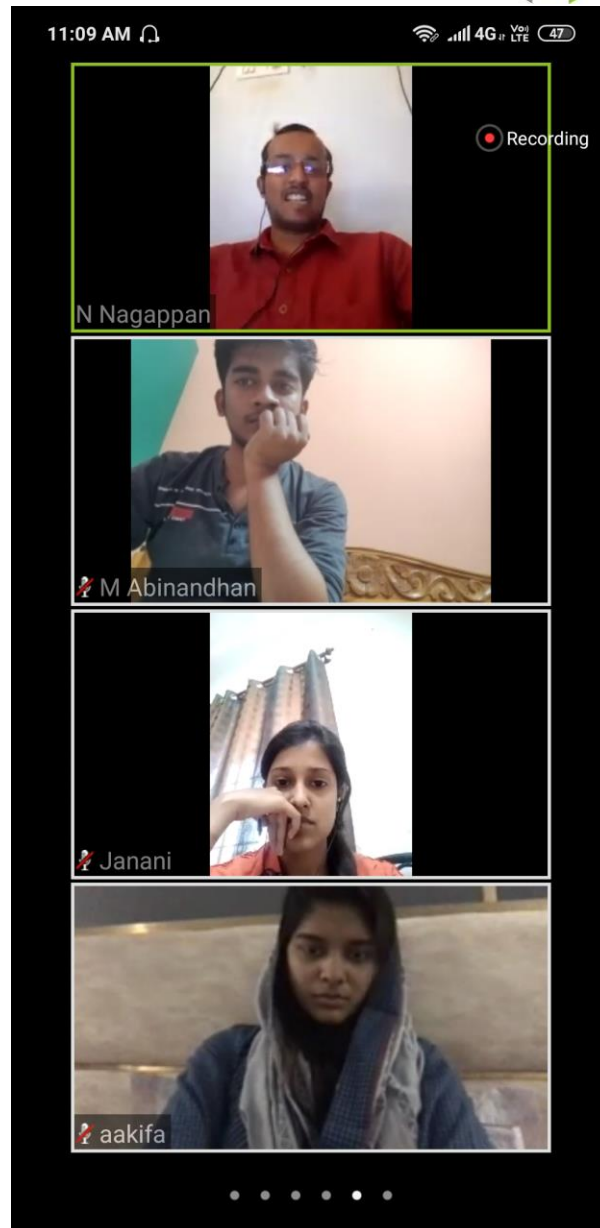


agalya Panneer selvam

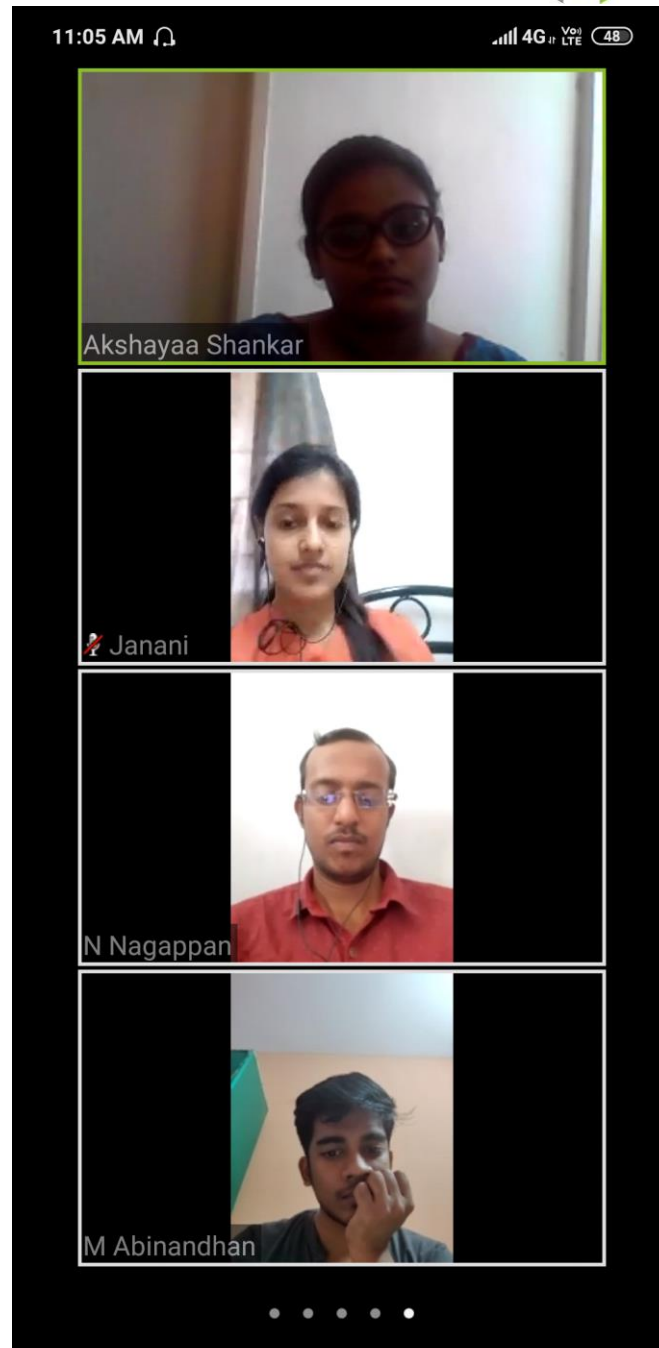


Aamina Afra











## **REPORT ON E-DISCUSSION FOR CLINICAL DISCUSSION 02.04.2020**

**Faculty:** Dr. Jagannatha GV

Dr. Nagaland

Dr. Cyril

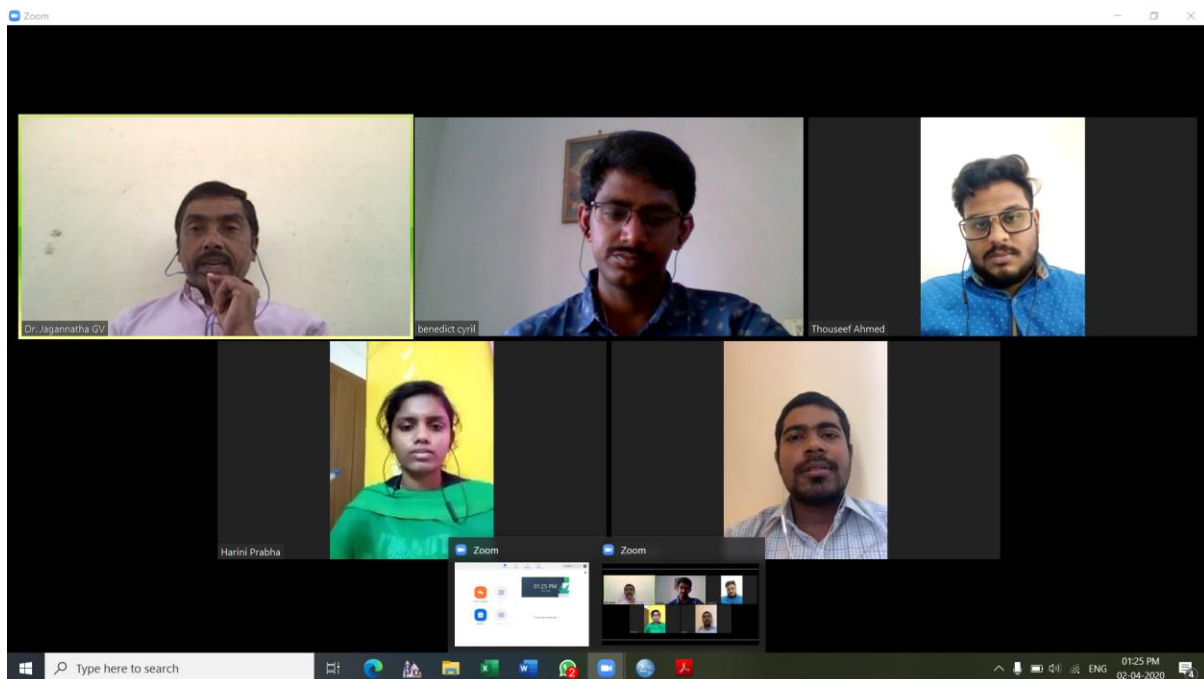
**Students:** IV Year February Batch

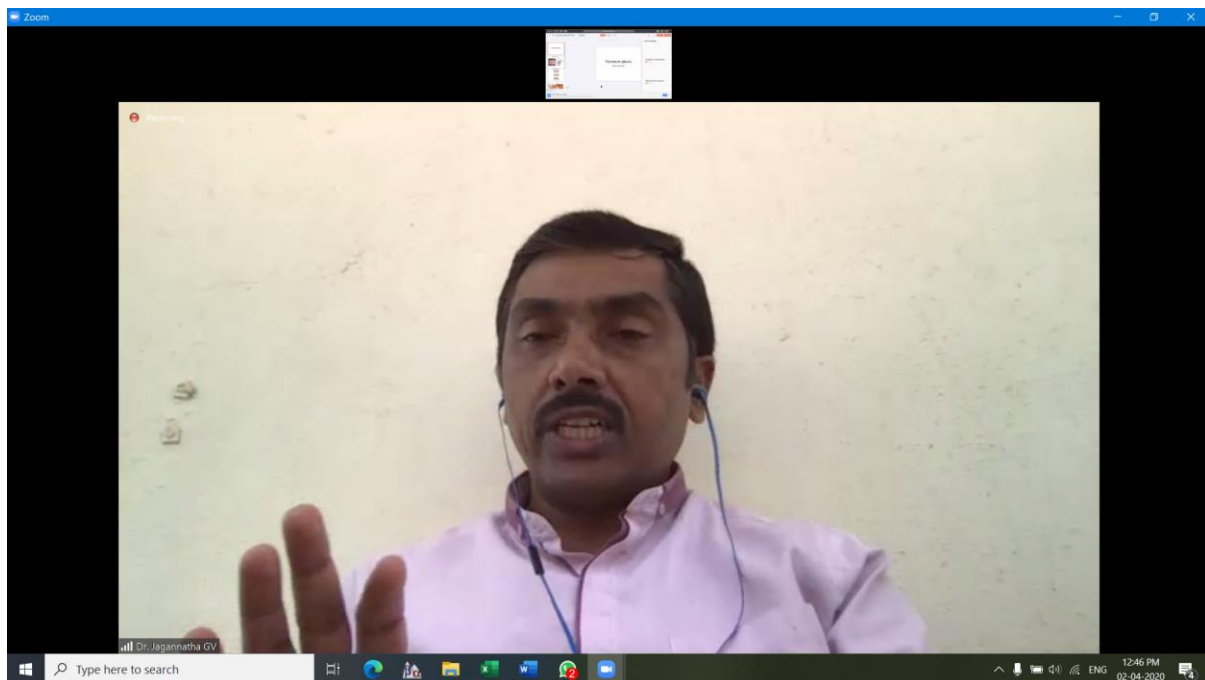
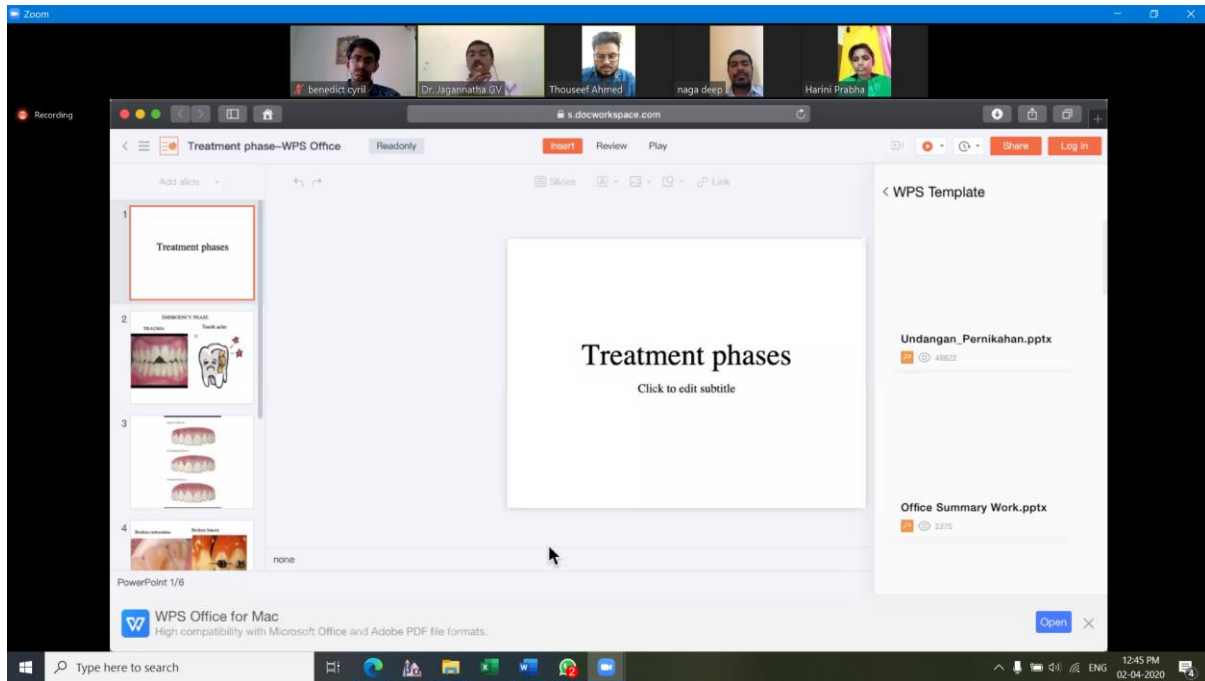
1. Thouseef Ahmed
2. Harini Prabha

***Discussion topic: Treatment plan***

### **Summary:**

The uniqueness of treatment plan in the specialty of Public Health Dentistry, namely the emergency management; curative/restorative; preventive; surgical and rehabilitative and Recall and maintenance were discussed in detail. The importance of preventive measures and the effort of the dentist in making the patient understand its relevance was explained. The need to use the audio-visual aids for better patient understanding and the need to recall the patient based on the specific needs to ensure compliance is deliberated.





Zoom 40 Minutes Meeting ID: 444-117-529

You are viewing Dr. Jagannatha GV's screen

View Options

benedict cyril Dr. Jagannatha GV Thouseef Ahmed naga deep Harini Prabha

s.docworkspace.com

Treatment phase-WPS Office

Readonly

Insert Review Play

Share Log in

1 Treatment phases

2

3

4

PowerPoint 2/6

TRAUMA

1 tooth acne

Undangan\_Pernikahan.pptx

Office Summary Work.pptx

Unmute Stop Video

Type here to search

Invite Participants Share Screen Chat Record Reactions

Leave Meeting

12:49 PM 02-04-2020

Zoom 40 Minutes Meeting ID: 444-117-529

You are viewing Dr. Jagannatha GV's screen

View Options

s.docworkspace.com

Treatment phase-WPS Office

Readonly

Insert Review Play

Share Log in

4

5

6

PowerPoint 5/6

DENTAL SCALING

DENTAL SCALING

Undangan\_Pernikahan.pptx

Office Summary Work.pptx

WPS Office for Mac

Mute Stop Video

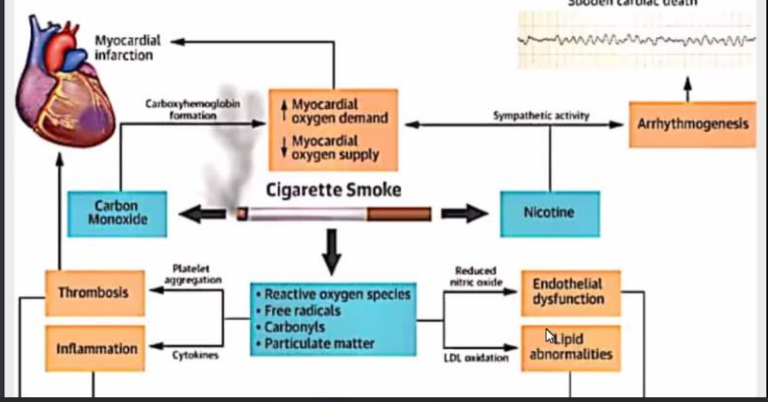
Invite Participants Share Screen Chat Record Reactions

Leave Meeting

Zoom 40-Minutes Meeting ID: 444-117-529 You are viewing Dr. Jagannatha GV's screen View Options

Recording

New Doc 2020-04-02 12:28:36.pdf (page 1 of 15)



Myocardial infarction

Carbon Monoxide

Nicotine

Myocardial oxygen demand

Myocardial oxygen supply

Sympathetic activity

Arrhythmogenesis

Sudden cardiac death

Carbon Monoxide

Nicotine

Thrombosis

Inflammation

Reactive oxygen species

Free radicals

Carbonyls

Particulate matter

Endothelial dysfunction

Lipid abnormalities

LDL oxidation

Reduced nitric oxide

Platelet aggregation

Cytokines

Carboxyhemoglobin formation

1

2

Mute Stop Video

Invite Participants Share Screen Chat Record Reactions

Type here to search

01:01 PM 02-04-2020

Leave Meeting

Zoom Meeting ID: 444-117-529 You are viewing Dr. Jagannatha GV's screen View Options

Recording

New Doc 2020-04-02 12:28:36.pdf (page 3 of 15)



# Risks from Smoking

Smoking can damage every part of the body

Cancers

Head or Neck

Chronic Diseases

Stroke

Blindness

Gum infection

4

5

Unmute Stop Video

Invite Participants Share Screen Chat Record Reactions

Type here to search

01:14 PM 02-04-2020

Leave Meeting

Zoom 40-Minutes Meeting ID: 444-117-529

You are viewing Dr. Jagannatha GV's screen

View Options

Recording

New Doc 2020-04-02 12:28:36.pdf (page 2 of 15)

INVESTING IN TOBACCO CONTROL & PREVENTION

A "BEST BUY" OF PUBLIC HEALTH

FY18 Appropriations Level: \$210,000,000

FY18 Request: \$220,000,000

Tobacco use is the single most preventable cause of death and disease in the U.S.

States with strong programs have a

Unmute Stop Video

Invite Participants Share Screen Chat Record Reactions

Type here to search

01:03 PM 02-04-2020

Zoom

Dr. Jagannatha GV

benedict cyril

Thouseef Ahmed

Harini Prabha

naga deep

Type here to search

01:25 PM 02-04-2020

**REPORT ON E-DISCUSSION OF CLINICAL POSTING - 02.04.2020**

**Staff In charge:** Dr N Nagappan & Dr Jagannatha

**Students:** IV Year August Batch

1. Janani Suresh
2. Padmajee
3. Adithi
4. Agalya
5. Archana
6. Anusha
7. Aakifa
8. Abinandhan
9. Achsah
10. Ashayaa
11. Anusha
12. Aru Dharnya
13. Aamina Afra

**Discussion topic:** OHI & OHI S

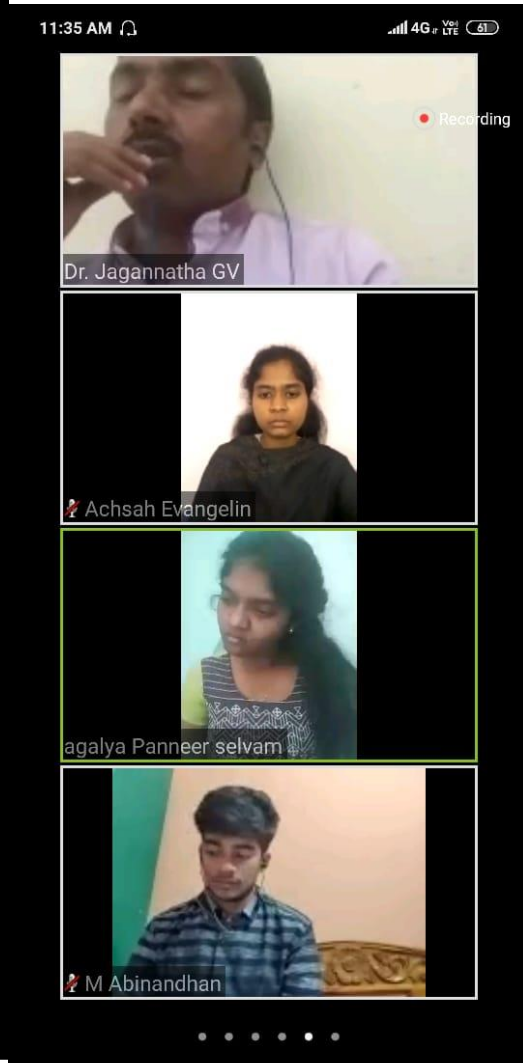
The following contents were covered for the theory class viz., Introduction, About Dental Caries, Modifications, DMFT & DMFS indices and assignments given. All the students were present for the lecture class.







Cancel	Info	Edit
<b>When</b>		Today, 11:10 AM
<b>Topic</b>		Akshayaa Shankar's Zoom Meeting
<b>Meeting ID</b>		563-865-5028
<b>Duration</b>		45 minutes
<div>Start Meeting</div> <div>Add to Calendar</div> <div>Add Invitees</div> <div>Delete Meeting</div>		

Cancel	Info	Edit
<b>When</b>		Today, 11:00 AM
<b>Topic</b>		PHD- Dental caries and indices to assess dental caries
<b>Meeting ID</b>		563-865-5028
<b>Duration</b>		30 minutes
<div>Start Meeting</div> <div>Add to Calendar</div> <div>Add Invitees</div> <div>Delete Meeting</div>		






11:35 AM   4G  60




Recording


Padmajee.s






Aamina Afra




Galaxy A30s




Adithi Karthik

11:36 AM   4G  60




Recording


Anusha R




Akshayaa Shankar




Arunachalesh Anbazhagan



Dharunya





11:44 AM 4G LTE 58%

Close **Participants (15)**

Search

AR	Anusha R (me)			>
	Akshayaa Shankar (host)			>
AA	Aamina Afra			>
AK	Adithi Karthik			>
	agalya Panneer selvam			>
A.	Archana . S			>
DN	Dr N Nagappan			>
DJ	Dr. Jagannatha GV			>
J	Janani			>
	M Abinandhan			>
A	Aakifa			>
	Achsah Evangelin			>

Chats Invite

11:44 AM 4G LTE 58%

Close **Participants (15)**

AA	Aamina Afra			>
AK	Adithi Karthik			>
	agalya Panneer selvam			>
A.	Archana . S			>
DN	Dr N Nagappan			>
DJ	Dr. Jagannatha GV			>
J	Janani			>
	M Abinandhan			>
A	Aakifa			>
	Achsah Evangelin			>
	Arunachalesh Anbazhagan			>
D	Dharunya			>
P	Padmajee.s			>

Chats Invite

11:46 AM

4G LTE 57

563-865-5028

Leave

Recording

11:45 AM

4G LTE 58

Recording

M Abinandhan

Dr. Jagannatha GV

Archana . S

Dr N Nagappan

DECAYED-MISSING-FILLED TEETH INDEX  
(DMFT INDEX)  
Henry T. Klein, Carrol E. Palmer & Knutson J.W.

Procedure:

- D - Decayed teeth
- M - Missing or Extracted teeth due to caries
- F - Filled teeth

The teeth not included are:

- Third molars
- Unerupted teeth
- Congenitally missing & supernumerary
- Teeth removed for reasons other than caries
- Teeth restored for reasons other than caries
- Primary retained with the permanent successor erupted


Mute

Stop Video

Share

Participants

More

11:51 AM   4G  55

 Recording

Adithi Karthik

 agalya Panneer selvam

M Abinandhan

Dr. Jagannatha GV

• • • • •





12:02 PM

4G VoLTE 52

Recording

### DECAYED-MISSING-FILLED TEETH INDEX (DMFT INDEX)

#### WHO Modification of DMF Index (1987):

- All third molars are included
- Temporary restorations are considered as 'D'
- Only carious cavities are considered as 'D', initial lesions (Chalky spots, stained fissures, etc) are not considered as 'D'
- Can be applied to denote No. of affected teeth (DMFT) or to measure the surfaces affected by caries (DMFS)

#### Coding Criteria for DMF index:

Code	Criteria
E	Excluded tooth or tooth space
1	Sound permanent tooth
2	Filled permanent
3	Decayed permanent tooth







## **REPORT ON E-DISCUSSION FOR CLINICAL POSTING - 03.04.2020**

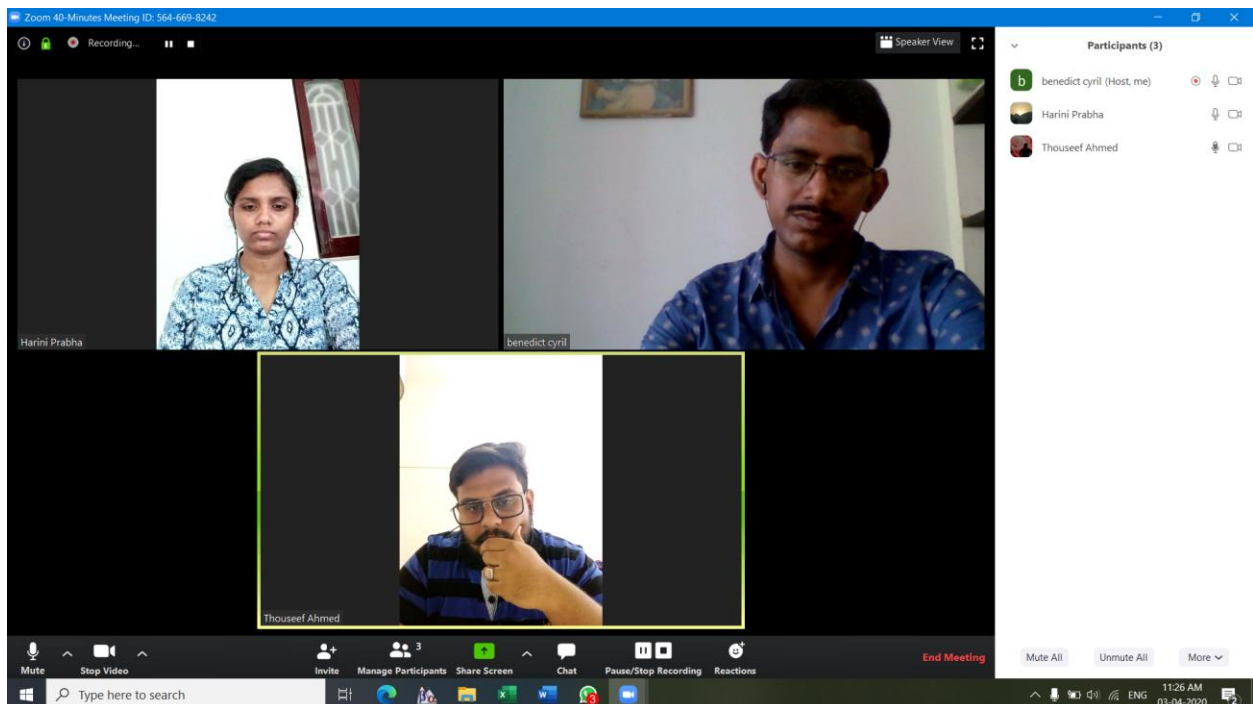
**Staff In charge:** Dr Cyril Benedict

**Students:** IV year February Batch

1. Mr Thouseef Ahmed
2. Ms Harini Prabha

**Posting Discussion topic:** Tobacco consumption assessment and cessation

The following topics were covered for the lecture: Fagerstrom Nicotine Dependence scale, GATS, GYTS, 5 A's and 5 R's of Tobacco Cessation Counselling



WhatsApp

You today at 11:16 AM

Your screen sharing is paused Stop Share

**GLOBAL TOBACCO SURVEILLANCE SYSTEM**

In 1998, the World Health Organization (WHO), the Centers for Disease Control and Prevention (CDC), and partners initiated the Global Tobacco Surveillance System (GTSS) to assist countries in establishing tobacco control surveillance and monitoring programs. GTSS includes collection of data through three school-based surveys: the Global Youth Tobacco Survey (GYTS), the Global School Personnel Survey (GSPS), and the Global Health Professions Student Survey (GHPSS), and one household survey: the Global Adult Tobacco Survey (GATS). GTSS provides a consistent framework for surveillance including standard sampling procedures, core questionnaire items, training in field procedures, data analysis, and consistent reporting across all participating countries. GTSS also enhances the role of government and the nongovernmental sector in surveillance, monitoring of tobacco use and key tobacco control indicators, and policy and program interventions. The synergy between countries passing tobacco control laws, regulations or decrees, ratifying and complying with the WHO Framework Convention on Tobacco Control, and conducting GTSS surveys offers opportunities to develop, implement, and evaluate comprehensive tobacco control policies.

GTSS reflects WHO's, CDC's and partners' ongoing efforts to establish tobacco control surveillance and monitoring programs to track trends over time in tobacco-related knowledge, attitudes, behaviors and environmental influences.

11:16 AM  
03-04-2020

WhatsApp

The WHO Framework Convention on Tobacco Control (WHO FCTC) was developed in response to the globalization of the tobacco epidemic. The WHO FCTC and its guidelines provide the foundation for countries to implement and manage tobacco control, and sets the baseline for reducing both demand for and supply of tobacco.

To assist countries in meeting the WHO FCTC requirements, WHO introduced MPOWER, a package of selected demand reduction measures contained in the WHO FCTC. (Further information about WHO's Tobacco Free Initiative can be found at <http://www.who.int/tobacco>.)

**mpower**

- M**onitor tobacco use and prevention policies
- P**rotect people from tobacco smoke
- O**ffer help to quit tobacco use
- W**arn about the dangers of tobacco
- E**nforce bans on tobacco advertising, promotion, and sponsorship
- R**aise taxes on tobacco.

11:41 AM  
03-04-2020



**Chettinad**

Dental College & Research Institute

WhatsApp Image 2020-04-03 at 11:09:42 AM - Windows Photo Viewer

ID: 564-669-8242

File Print E-mail Burn Open

11. Severity :

**Fagerstrom Addiction Scale for Smokers**

1. How Soon after you wake in the morning do you smoke or first use tobacco?	
* Within 5 minutes	3
* 6 to 30 minutes	2
* 31 to 60 minutes	1
* More than 60 minutes	0

2. Do you find it difficult not to use tobacco where tobacco is forbidden?	
* Yes	1
* No	0

3. Which of the cigarettes would you most hate to give up?	
* First thing in the morning	1
* Any other time	0

4. Do you use tobacco when you are sick enough to stay in bed?	
* Yes	1
* No	0

**Fagerstrom Questionnaire for Smokeless Tobacco Users**

1. After a normal sleeping period, do you use smokeless tobacco within 30 minutes of waking?	
a. Yes	1
b. No	0

2. Do you use smokeless tobacco when you are sick or have mouth sores?	
a. Yes	1
b. No	0

3. How many times do you use per week?	
a. Less than 2 times	0
b. More than 2 times	1
c. More than 4 times	2

4. do you intentionally swallow your tobacco juices rather than spit?	
a. Never	0
b. Sometimes	1
c. Always	2

5. Do you keep a dip or chew in your mouth almost all the time?	
a. Yes	1
b. No	0

6. Do you experience strong cravings for a dip or chew when you go for more than two hours	
a. Yes	1
b. No	0

Windows taskbar: Type here to search, 11:32 AM, 03-04-2020

Video call participants: benedict cyril, Harini Prabha, Thouseef Ahmed

WhatsApp Image 2020-04-03 at 11:09:42 AM - Windows Photo Viewer

ID: 564-669-8242

File Print E-mail Burn Open

2. Do you find it difficult not to use tobacco where tobacco is forbidden?	
* Yes	1
* No	0

3. Which of the cigarettes would you most hate to give up?	
* First thing in the morning	1
* Any other time	0

4. Do you use tobacco when you are sick enough to have to stay in bed ?	
* Yes	1
* No	0

5. How many cigarettes do you smoke a day?	
* 10 or less	0
* 11-20	1
* 21 to 30	2
* 31 or more	3

a. Less than 2 times	1
b. More than 2 times	2
c. More than 4 times	2

4. do you intentionally swallow your tobacco juices rather than spit?	
a. Never	0
b. Sometimes	1
c. Always	2

5. Do you keep a dip or chew in your mouth almost all the time?	
a. Yes	1
b. No	0

6. Do you experience strong cravings for a dip or chew when you go for more than two hours without one ?	
a. Yes	1
b. No	0

7. On average, how many minutes do you keep a fresh dip or chew in your mouth?	
a. 10-19 minutes	1
b. 20-30 minutes	2
c. More than 30 minutes	3

8. What is the length of your dipping day (total	
a. 10-19 minutes	1
b. 20-30 minutes	2
c. More than 30 minutes	3

Windows taskbar: Type here to search, 11:34 AM, 03-04-2020

Video call participants: benedict cyril, Harini Prabha, Thouseef Ahmed

WhatsApp Image 2020-04-03 at 11:09:41 AM (1) - Windows Photo Viewer

File Print E-mail Share Open

4. Any other

ID: 564-669-8242 Stop Share

16. Family history in first-degree relatives :

1. Tobacco use 1. Yes 2. No

17. Physical health problems : history & symptoms suggestive of

Cough (a) Dry Cough (b) Cough with sputum (c) Change in voice (d) Sputum with Blood

Bronchial (a) Breathlessness (b) Asthma Bronchitis

Gastro-Intestinal (a) Constipation (b) Dyspepsia (c) Diarrhoea (d) Vomiting (e) Blood in Vomit, (f) Blood in Stool

Cardiac (a) Chest pain (b) Hypertension (c) Myocardial infraction

Oral cavity (a) Leukoplakia (b) Erythroplakia (c) Sub mucos fibrosis (d) Ulceration (e) Melanoplakia (f) Lichenoid Reaction (g) Oral cancer

Dental (a) Pain in Gums (b) Staining of teeth (c) Dental caries (d) Periodontal disease

Others (a) Swelling in feet (b) Cancer (c) TB (d) Sexual Dysfunction (e) Cramp in calf muscles (f) Weight gain (g) Weight Loss (h) Diabetes (i) Stroke (j) Seizure disorder (k) Anaemia

Current Treatment for any of above physical problems, if yes.....

18. Physical examination :

Weight:.....kg B.P. Systolic.....mm/Hg

benedict cyril

Thouseef Ahmed

Harini Prabha

Type here to search

11:38 AM 03-04-2020

## **REPORT ON E-DISCUSSION FOR CLINICAL POSTING- 03.04.2020**

**Faculty:** Dr. Jagannatha GV and Dr. Nagappan N

**Student In-charge:** Janani

**Discussion Topic:** Gingivitis and indices to measure it

**Total No of Students:** 13 “A-BATCH”

1. AruDharunya    2. Janani Suresh    3. Padmajee.    4. Aakifa    5. Amina Afra  
6. Abinandhan    7. Achsa Evangelin    8. Adithi    9. Agalya    10. Akshayaa    11.  
Anusha.R    12. Archana.S    13. Arunachalesh

### **SUMMARY:**

The A batch, final year BDS students had e-learning class with the faculty via the zoom app between 11.20am-12.30pm. The pathophysiology of gingivitis was explained along with the uniqueness of reversible nature of gingivitis following clinical intervention. The clinical assessment and its quantification was elaborated with the commonly used indices to measure gingivitis. Detailed audio-visual presentation was made on Gingival index and its modification. The students were motivated to pictorially represent the scoring method of GI. They were encouraged to read the original article and articles using GI and the way the scoring is interpreted.



11:36 AM 4G LTE 72%

Close **Participants (13)**

- AR Anusha R (me, host) >
- A Aakifa >
- Aamina Afra >
- AM Abinandhan M >
- AE Achsah Evangelin >
- AK Adithi Karthik >
- Akshayaa Shankar >
- Arunachalesh Anbazhagan >
- DJ Dr. Jagannatha GV >
- J Janani >
- P Padmajee.s >
- AY agalya yazh >
- A. Archana . S >

Chats Invite Mute All Unmute All


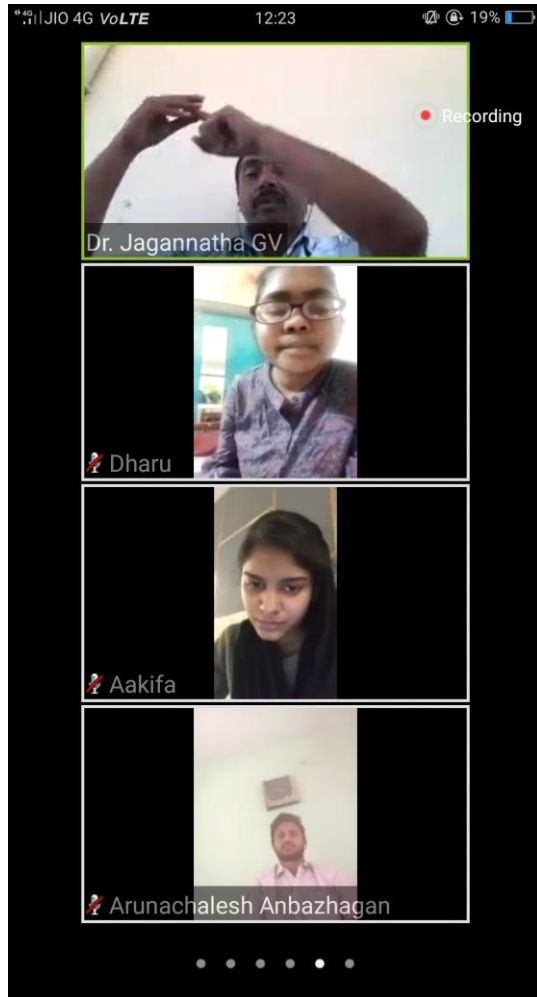
12:13 PM 4G LTE 69%

Anusha R

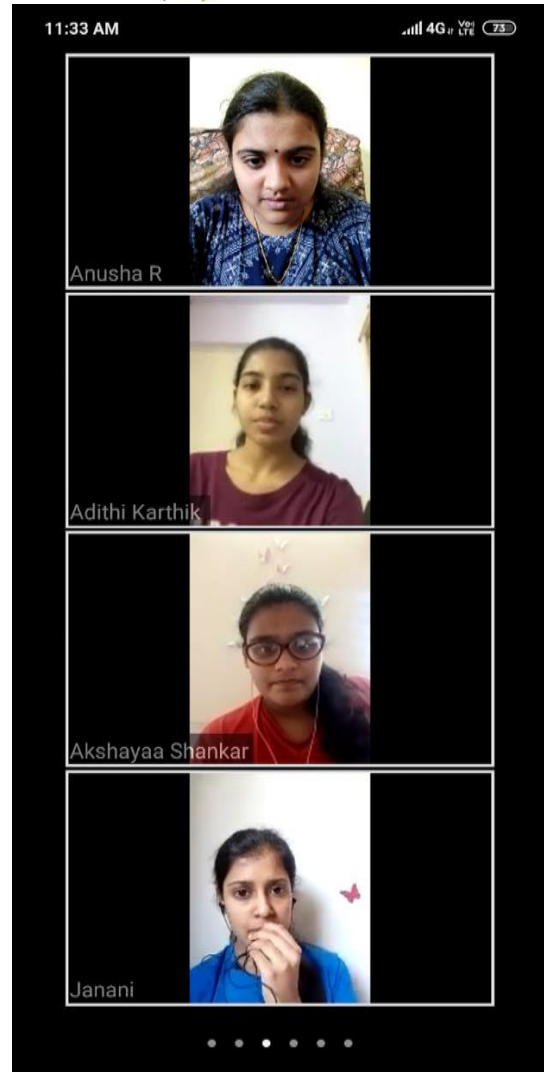
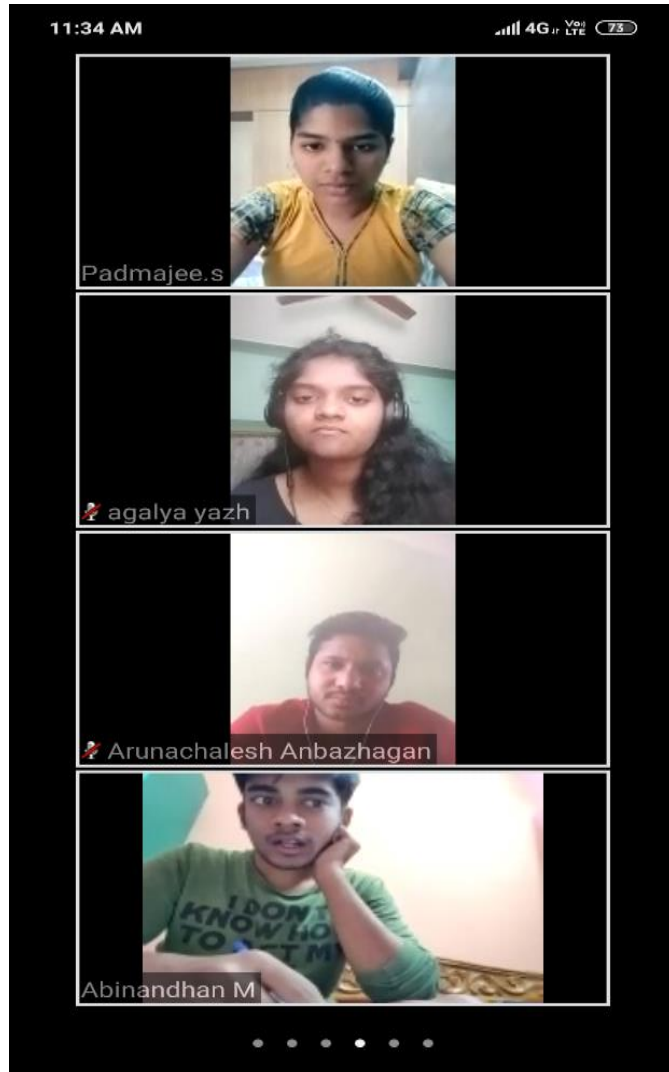
ARCHANA.S

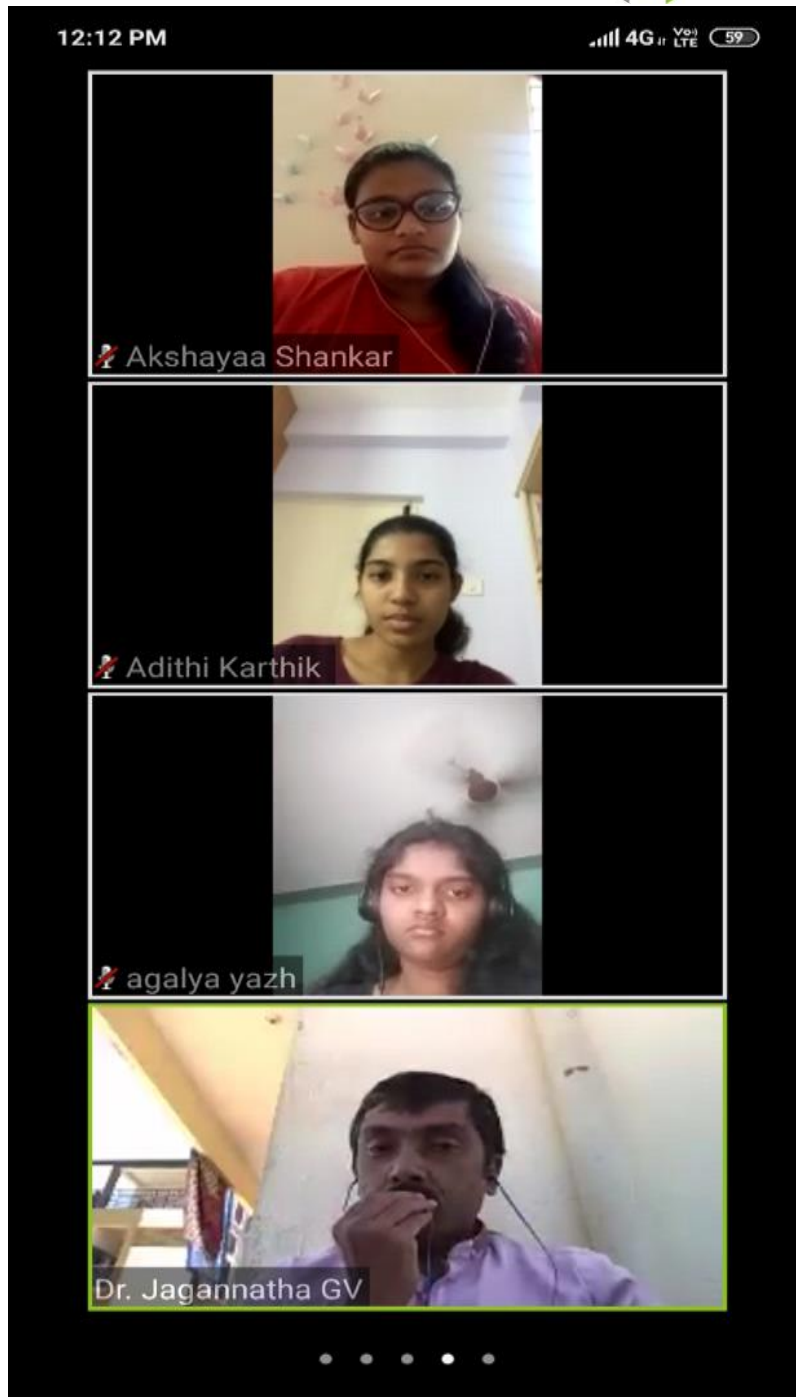
Padmajee.s

Akshayaa Shankar









## **REPORT FOR AUGUST BATCH THEORY LECTURE 4/4/2020**

**Staff In-charge:** DR.Jagannatha. G.V

**Student In-charge:** N.Pavithra Lakshmi

**Theory Topic:** Mechanical plaque control

**Total Number of Students:** 78

**Total Number of Students Present :**77

### **Summary:**

Dental plaque is the key and common etiological factor for the two most common dental diseases, dental caries and periodontal disease. The mechanism of formation of plaque is a complex process of bacterial colonisation and maturation. Understanding this process is important in devising measures of plaque control. There are two main methods of plaque control, mechanical and chemical means. The mechanical methods are the primary mode of plaque control and they mainly involve use of toothbrushes and dentifrice for the accessible surfaces. Among the various methods of toothbrushing, modified Bass method is advised for adults and Fones method for children. The interdental aids like dental floss, interdental brushes are indicated based on the different embrasures. All these factors were explained with appropriate examples.

You are viewing Dr. Jagannatha GV's screen View Options

# PLAQUE CONTROL

Mute ...

Pavithra lakshmi N

Dr. Jagannatha GV

Logesh Ram

Mute ...

Mute

Stop Video

Invite

Participants 70

Share Screen

Chat 1

Record

Reactions


Leave Meeting

Zoom 40-Minutes Meeting ID: 368-608-465

You are viewing Dr. Jagannatha GV's screen

View Options

Switch to Shared Content



Dr. Jagannatha GV

Mute Stop Video

Invite

Participants 72

Share Screen

Chat 1

Record

Reactions


Leave Meeting

Swap shared screen with video Find a participant

SD	Sneha D	
SS	Sophia srinanth	
SN	Sowmya Natarajan	
SS	Sruthi S	
SK	Suba Keerthi	
SN	Subashini Natarajan	
SV	Sureka Varatharaj	
SN	Surya Nandakumar	
TS	Tamil Selvan M D	
VV	Varshini Venkat	
VJ	Vikneshwari Jayabalan	
VJ	Vikraman J	
VM	Vishalini Mohan	
Y	Yuvarani Muthu Kumar	

Mute Me Raise Hand

Type here to search



ENG 08:41 04-04-2020



Zoom

Recording

Dr. Jagannatha GV

Participants (73)

Find a participant

KR	Kudiarasi Rajendran	<input checked="" type="checkbox"/>	<input type="checkbox"/>
	Lakshika Sree	<input checked="" type="checkbox"/>	<input type="checkbox"/>
LC	Lalitha Choudhary	<input checked="" type="checkbox"/>	<input type="checkbox"/>
	Logesh Ram	<input checked="" type="checkbox"/>	<input type="checkbox"/>
	M Abinandhan	<input checked="" type="checkbox"/>	<input type="checkbox"/>
M	M.Lakshmi Priya	<input checked="" type="checkbox"/>	<input type="checkbox"/>
	Madhu Bala Sermarajan	<input checked="" type="checkbox"/>	<input type="checkbox"/>
	Maha srinithi Selvaraj	<input checked="" type="checkbox"/>	<input type="checkbox"/>
M	Meghana	<input checked="" type="checkbox"/>	<input type="checkbox"/>
	Munira Begam	<input checked="" type="checkbox"/>	<input type="checkbox"/>
	Naafia Fathima	<input checked="" type="checkbox"/>	<input type="checkbox"/>
	Namarrthaa Sre	<input checked="" type="checkbox"/>	<input type="checkbox"/>
	Nawin Subhaganes	<input checked="" type="checkbox"/>	<input type="checkbox"/>
n	Neha Naomi	<input checked="" type="checkbox"/>	<input type="checkbox"/>

Mute Me Raise Hand

Type here to search

08:45  
04-04-2020

Zoom 40-Minutes Meeting ID: 368-608-465

You are viewing Dr. Jagannatha GV's screen

View Options

Participants (73)

Find a participant

KR	Kudiarasi Rajendran	<input checked="" type="checkbox"/>	<input type="checkbox"/>
	Lakshika Sree	<input checked="" type="checkbox"/>	<input type="checkbox"/>
LC	Lalitha Choudhary	<input checked="" type="checkbox"/>	<input type="checkbox"/>
	Logesh Ram	<input checked="" type="checkbox"/>	<input type="checkbox"/>
	M Abinandhan	<input checked="" type="checkbox"/>	<input type="checkbox"/>
M	M.Lakshmi Priya	<input checked="" type="checkbox"/>	<input type="checkbox"/>
	Madhu Bala Sermarajan	<input checked="" type="checkbox"/>	<input type="checkbox"/>
	Maha srinithi Selvaraj	<input checked="" type="checkbox"/>	<input type="checkbox"/>
M	Meghana	<input checked="" type="checkbox"/>	<input type="checkbox"/>
	Munira Begam	<input checked="" type="checkbox"/>	<input type="checkbox"/>
	Naafia Fathima	<input checked="" type="checkbox"/>	<input type="checkbox"/>
	Namarrthaa Sre	<input checked="" type="checkbox"/>	<input type="checkbox"/>
	Nawin Subhaganes	<input checked="" type="checkbox"/>	<input type="checkbox"/>
n	Neha Naomi	<input checked="" type="checkbox"/>	<input type="checkbox"/>

Mute Me Raise Hand

WHERE DOES THE PLAQUE FORM?

**SUPRAGINGIVAL PLAQUE**

- above the gingival margin
- tooth associated
- source of nutrition for bacteria - saliva and ingested food
- responsible for gingivitis

**Established Gingivitis**

**SUBGINGIVAL PLAQUE**

- below the gingival margin
- tooth or tissue associated
- source of nutrition for bacteria- gingival crevicular fluid
- responsible for calculus formation, root caries and destruction of soft tissue.

1

2

Periodontitis

Mute Stop Video Invite Participants Share Screen Chat Record Reactions Leave Meeting

Type here to search

08:46  
04-04-2020

Zoom 40-Minutes Meeting ID: 368-608-465

You are viewing Dr. Jagannatha GV's screen

View Options

Pavithra lakshmi... Dr. Jagannatha ... Harish P Balaji's iPhone prasanth

Recording

## WHY SHOULD THE PLAQUE ACCUMULATION BE CONTROLLED ?

*The natural physiologic forces that clean the oral cavity are inefficient in removing dental plaque.*

*Prevention of calculus formation*

*It is the most essential step towards maintaining a proper and a healthy oral environment.*

*Etiology of Dental Caries & Periodontal diseases.*


*In periodontal therapy, it is very critical in every phase that plaque control must be maintained.*


Mute Stop Video Invite Participants 74 Share Screen Chat Record Reactions Leave Meeting


Type here to search

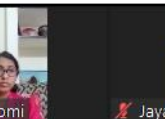



Zoom












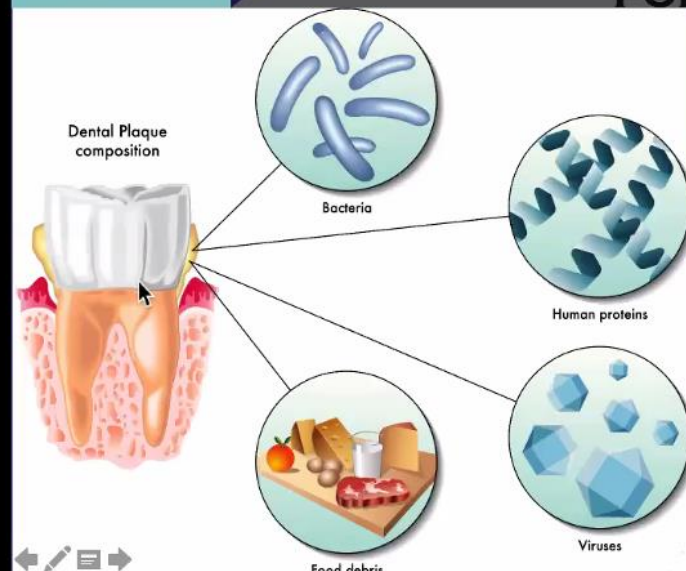









## COMPONENTS FOR PLAQUE FORMATION

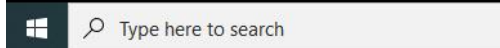



**Dental Plaque composition**

- Bacteria
- Human proteins
- Food debris
- Viruses



Process of interest	Key organisms
Plaque formation	Primary colonizers (mostly Gram positive): <i>Streptococcus</i> <i>Actinomyces</i> <i>Haemophilus</i> <i>Neisseria</i> <i>Veillonella</i>
Formation of Caries	Secondary colonizers (mostly Gram negative): Various species. Examples: <i>Porphyromonas</i> and <i>Fusobacterium</i> <i>Streptococcus mutans</i> <i>Streptococcus sanguinis</i> <i>Lactobacilli</i>
Periodontitis	<i>Porphyromonas</i> <i>Actinobacillus</i> <i>Treponema</i> <i>Selenomonas</i> <i>Tannerella</i>







Zoom

Recording

Remaining Meeting Time: 09:07

## TYPES OF TOOTHBRUSH

*Manual toothbrushes*

*Powered toothbrushes*

*Sonic and ultrasonic toothbrushes*

*Ionic toothbrushes*

Participants (76)

Find a participant

Participant	Status
AS Akshayaa Shankar	✖
AR Anusha R	✖
A Archana . S	✖
Arunachalesh Anbazhagan	✖
a Ateeq Ahamed	✖
BI Balaji's iPhone	✖
Balan Edward	✖
CI Chandhini's iPhone	✖
Deepika Ramachandra Murali	✖
D Dharu	✖
GB Gautham B	✖
GP Gowtham PD	✖
Harish P	✖
Hema Suresh	✖

Mute Me Raise Hand

Type here to search

09:01  
04-04-2020

Zoom 40-Minutes Meeting ID: 329-578-263 You are viewing Venkatarayappa Jagannath's screen View Options

Participants (77)

Find a participant

- Pavithra lakshmi N (Me)
- Venkatarayappa Jag... (Host)
- MLakshmiPriya
- Aamina Afa
- Achsa Evangelin
- Adithi Karthik
- agalya Panneer selvam
- Alkshayaa Shankar
- Anusha R
- Archana - S
- Arunachalesh Anbazhagan
- Ateeq Ahmed
- Balaji's iPhone
- Balan Edward

Mute Me Raise Hand

09:26 04-04-2020

Conventional Toothpaste Ingredients to Avoid at All Costs

Why You Should Make Your Own Toothpaste

TRICLOSAN hormone disruptor

SODIUM LAURYL SULFATE (SLS) causes canker sores

ARTIFICIAL COLORINGS linked to ADHD

FLUORIDE toxic in large amounts

TITANIUM DIOXIDE unnecessarily added to make toothpaste white

GLYCERIN alters the oral microbiome and inhibits remineralization

HIGHLY ABRASIVE INGREDIENTS damage enamel

The feature of dental powder

Ingredient

OO Incorporated company

Purpose	Action	Main ingredients
Lubricating agent	Provides moderate moisture	Glycerin, sorbitol, etc.
Cleaning agent	Cleans the teeth without damaging their	Silicic acid, calcium carbonate, etc.
Foaming agent	Spreads the toothpaste throughout the mouth to help clean the teeth	Sodium lauryl sulfate, etc.
Flavoring agent	Provides a refreshing feeling	Saccharine sodium, menthol, mint, etc.
Binding agent	Prevents the separation of ingredients and provides moderate viscosity	Carboxymethylcellulose sodium, alginate sodium, carrageenan, etc.
Active ingredient	Prevents diseases through specific functions	Sodium fluoride, Isopropyl methylphenol, tranexamic acid, etc.

Mute Stop Video Invite Participants Share Screen Chat Record Reactions Leave Meeting

Type here to search

Zoom 40-Minutes Meeting ID: 329-578-263 You are viewing Venkatarayappa Jagannath's screen View Options

Participants (76)

Find a participant

- Ram Prasath
- Ramu Ganesan
- RS Ranjani Srinivasan
- S S.prabhavathi
- Sai Aditiya
- SD Sanjana Dev
- SG Sathiya Ganesan
- SN Shindhuja N
- S shivani
- shruthi priya
- SR Shweta Ranjith
- Sneha D
- SS Sophia srikanth
- SN Sowmya Natarajan

Mute Me Raise Hand

09:28 04-04-2020

MODIFIED BASS TECHNIQUE

Place bristles along the gumline at a 45° angle. Bristles should contact both the tooth surface and the gumline.

Gently brush the outer tooth surfaces of 2-3 teeth using a vibrating back, forth & rolling motion. Move brush to the next group of 2-3 teeth and repeat.

Maintain a 45° angle with bristles contacting the tooth surface and gumline. Gently brush using back, forth & rolling motion along all of the inner tooth surfaces.

Tilt brush vertically behind the front teeth. Make several up & down strokes using the front half of the brush.

Place the brush against the biting surface of the teeth & use a gentle back & forth scrubbing motion. Brush the tongue from back to front to remove odor-producing bacteria.

45°

gentle motion

scoop out

gentle motion

Mute Stop Video Invite Participants Share Screen Chat Record Reactions Leave Meeting

Type here to search

## REPORT FOR FEBRUARY BATCH THEORY LECTURE 4/4/2020

**Staff In-charge:** Dr.Cyril Benedict

Dr.Nagappan

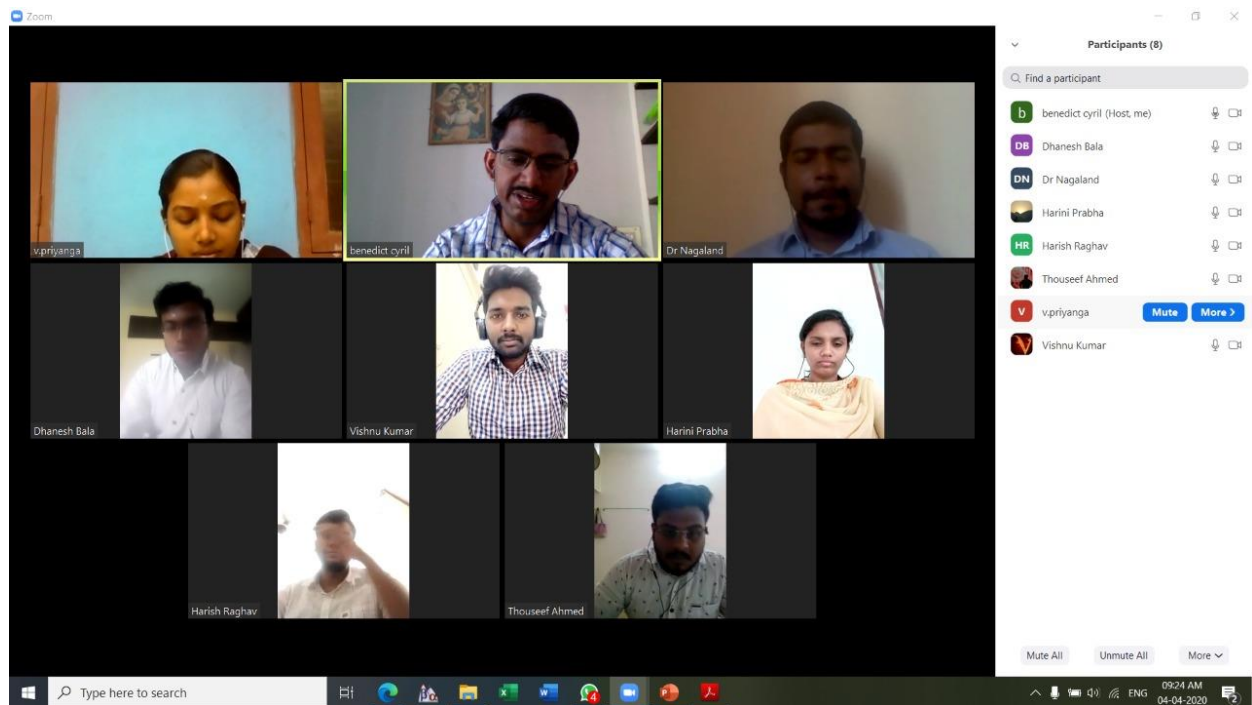
Dr.Nagaland

**Theory Topic:** General Epidemiology- Part I

**Total Number of Students:** 7

**Total Number of Students Present :**7

**Summary:** The theory class for Feb batch students was held on 04.04.2020 on General Epidemiology. The definition, Principles, Aims, Uses, Tools of epidemiology, measures of mortality, measures of morbidity, incidence and prevalence were taught to the students with whiteboard tool of the Zoom app. A PowerPoint document was shared online for viewing of the students. All students were present





EPIDEMIOLOGY - PowerPoint

File Home Insert Design Transitions Animations Slide Show Review View Help Tell me what you want to do ID: 344-669-3242 Stop Share

Slide 4 of 17 English (India)

## Definition(s)

- “The branch of medicine which deals with the treatment of epidemics”
- Parkin (18)
- “The study of distribution and determinants of health-related states or events in specified populations, and the application of this study to the control of health problems”
- John M Last (19)

Chettinad Dental College & Research Institute

Dr. Nagaland  
Vishnu Kumar  
Thouseef Ahmed  
Dhanesh Bala

Notes Comments 09:33 AM 04-04-2020

EPIDEMIOLOGY - PowerPoint

File Home Insert Design Transitions Animations Slide Show Review View Help Tell me what you want to do ID: 344-669-3242 Stop Share

Slide 6 of 17 English (India)

## John Snow

- Father of Epidemiology
- Cholera outbreak in London

Chettinad Dental College & Research Institute

Dr. Nagaland  
Vishnu Kumar  
Thouseef Ahmed  
Dhanesh Bala

Notes Comments 09:37 AM 04-04-2020

Whiteboard - Zoom

ID: 544-669-8242 Stop Share

no of cases/deaths  
population at risk  $\times 1000$  = rate

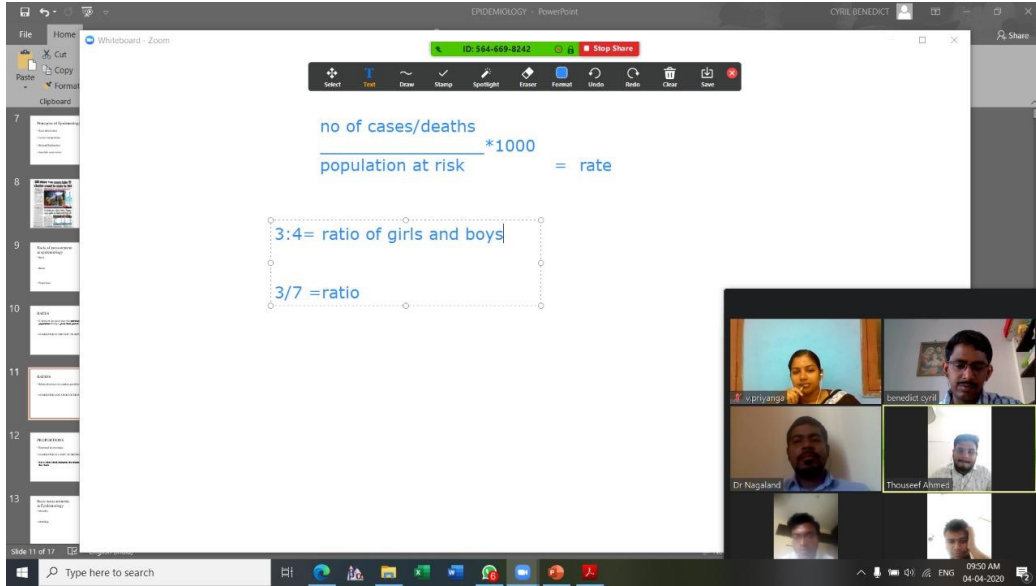
3:4 = ratio of girls and boys

3/7 = ratio

Slide 11 of 17

Type here to search

09:50 AM  
04-04-2020



Whiteboard - Zoom

ID: 544-669-8242 Stop Share

no of cases/deaths  
population at risk  $\times 1000$  = rate

3:4 = ratio of girls and boys

41/411

41/411  $\times 100 = 9.9$

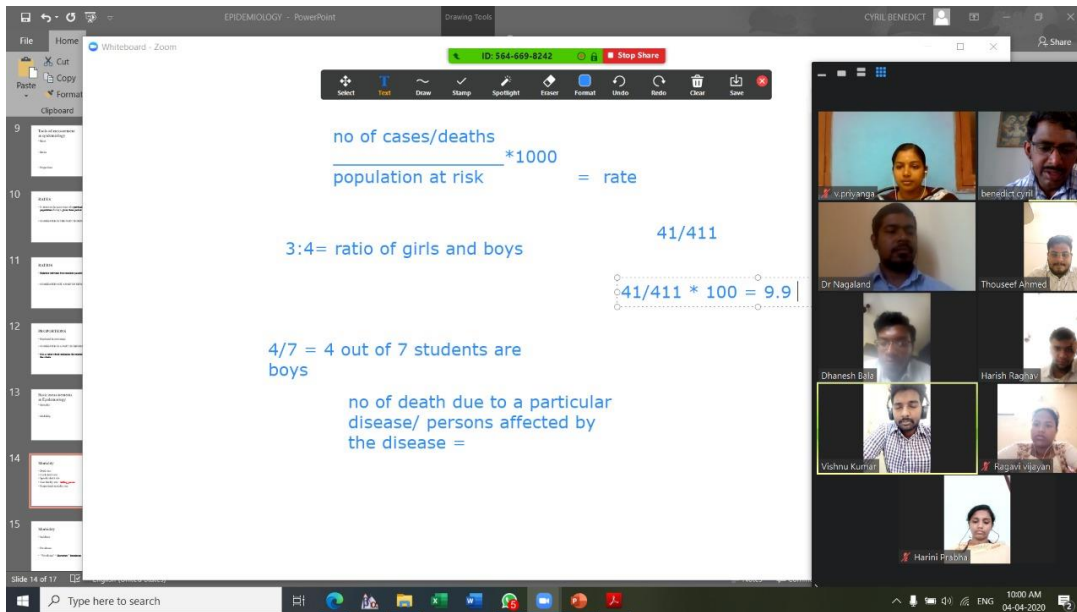
4/7 = 4 out of 7 students are boys

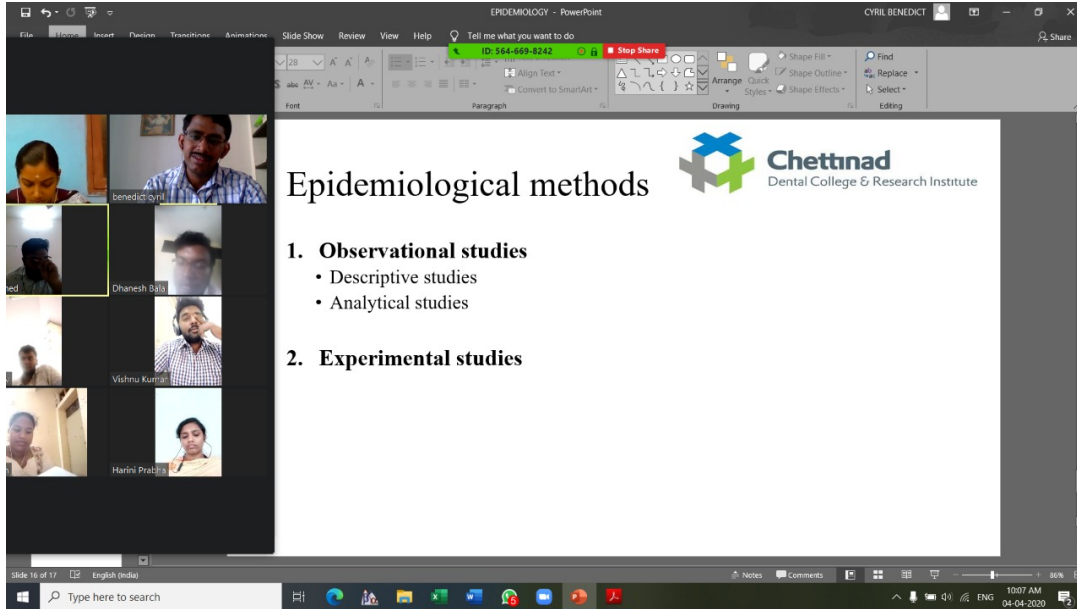
no of death due to a particular disease/ persons affected by the disease =

Slide 14 of 17

Type here to search

10:00 AM  
04-04-2020





The screenshot shows a Zoom meeting window with a PowerPoint presentation titled "EPIDEMIOLOGY - PowerPoint". The presentation slide is titled "Epidemiological methods" and lists two main categories: "1. Observational studies" (including Descriptive and Analytical studies) and "2. Experimental studies". The Chettinad Dental College & Research Institute logo is visible in the top right corner of the slide. The Zoom interface shows a grid of participants on the left, including Benedict Cyril, Dhaneesh Bala, Vishnu Kumar, and Harini Prabha. The bottom status bar indicates the meeting is recorded and shows the time as 10:07 AM on 04-04-2020.

EPIDEMIOLOGY - PowerPoint

CYRIL BENEDICT

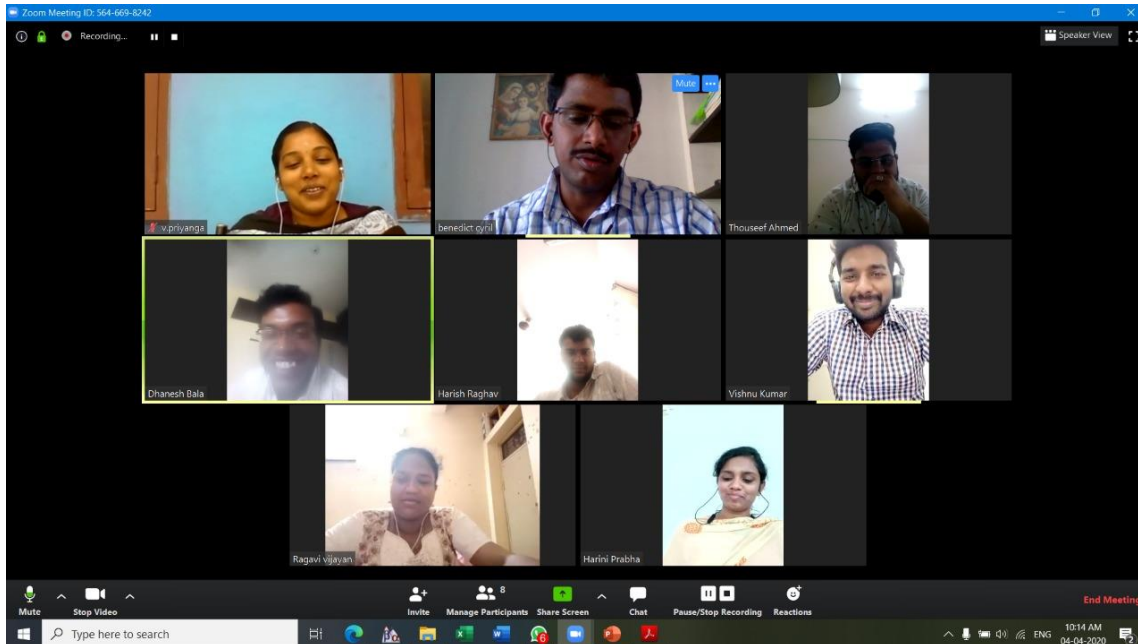
Slide 16 of 17 English (India)

Type here to search

10:07 AM 04-04-2020

## Epidemiological methods

- 1. Observational studies**
  - Descriptive studies
  - Analytical studies
- 2. Experimental studies**



The screenshot shows a Zoom meeting window with a grid of participants. The participants are arranged in a 3x3 grid, with the bottom-right cell empty. The participants are: Priyanka, Benedict Cyril, Thouseef Ahmed, Dhaneesh Bala, Harish Raghav, Vishnu Kumar, Ragavi Vijayan, and Harini Prabha. The Zoom interface shows the meeting is recorded and shows the time as 10:14 AM on 04-04-2020.

Zoom Meeting ID: 564-669-8242

Recording...

Speaker View

Mute Stop Video

Invite Manage Participants Share Screen Chat Pause/Stop Recording Reactions

Type here to search

10:14 AM 04-04-2020

End Meeting



## **REPORT ON E-DISCUSSION FOR CLINICAL POSTING- 04.04.2020**

**Faculty:** Dr.Cyril Benedict.H, Dr.Nagaland

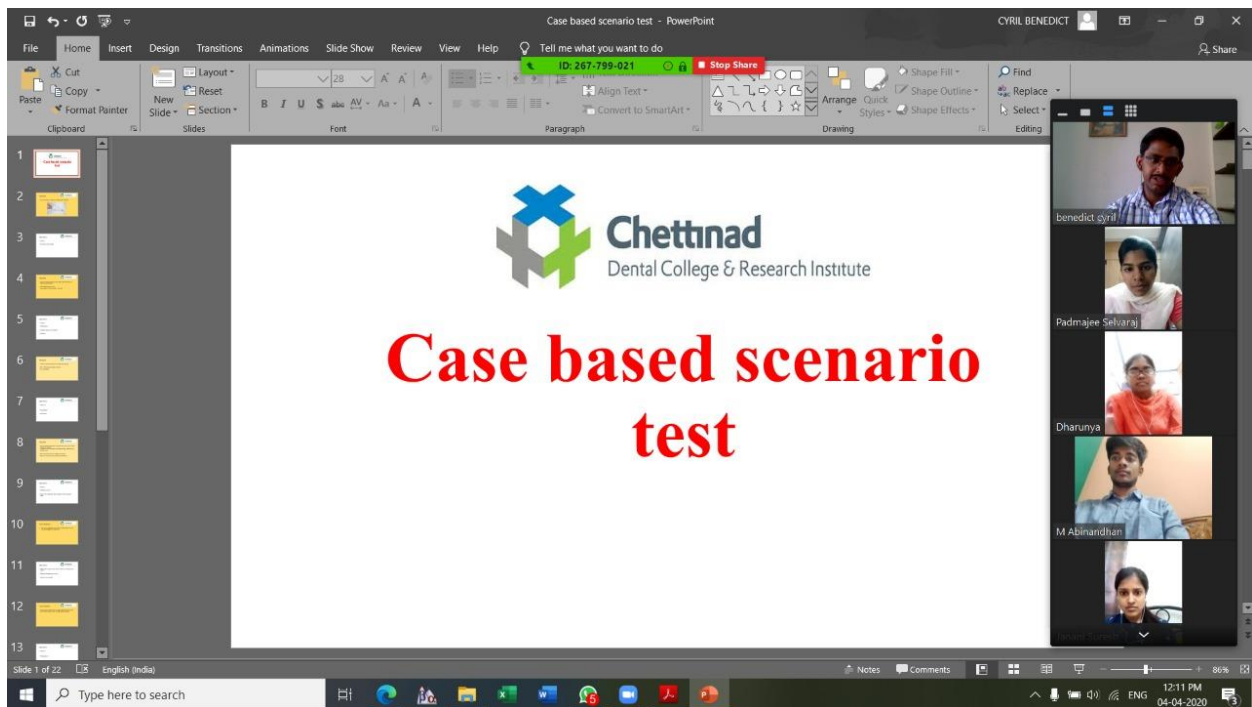
**Topic:** Case based scenario test

**Total No of Students:** 13 “A-BATCH”

**Students present:** 13 students

1. AruDharunya    2. Janani Suresh    3. Padmajee.    4. Aakifa    5. Amina Afra  
6. Abinandhan    7. Achsah Evangelin    8. Adithi    9. Agalya    10. Akshayaa  
11. Anusha.R    12. Archana.S    13. Arunachalesh

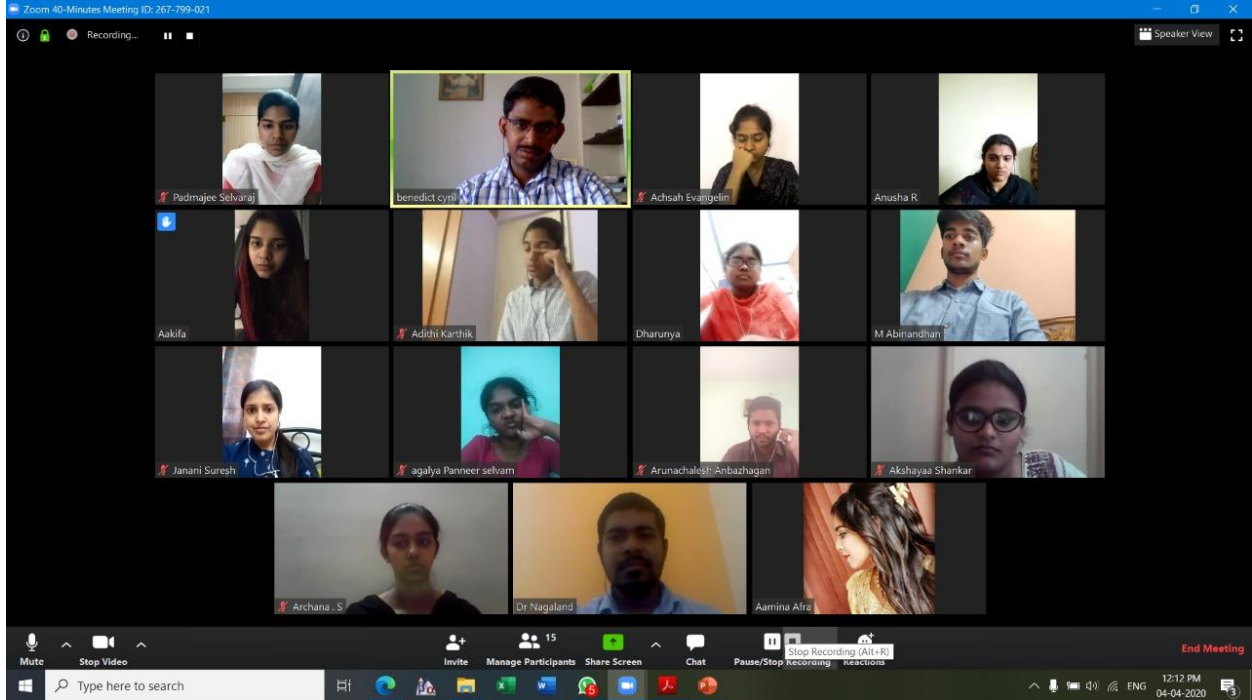
**Summary:** The 13 students posted in department clinical posting attended the e-discussion on Zoom app. Seven clinical case-based scenario were shared with the students with various questions from diagnosis, treatment planning, relevant indices, indications and contra-indications of drug therapy and other clinical questions. The students raised various doubts and they were discussed with the faculty. Assignment were finally given for their extended learning.



Zoom 40-Minutes Meeting ID: 267-799-021

Recording...

Speaker View



Mute Stop Video

Type here to search

15

Invite Manage Participants Share Screen Chat Pause/Stop Recording Reactions

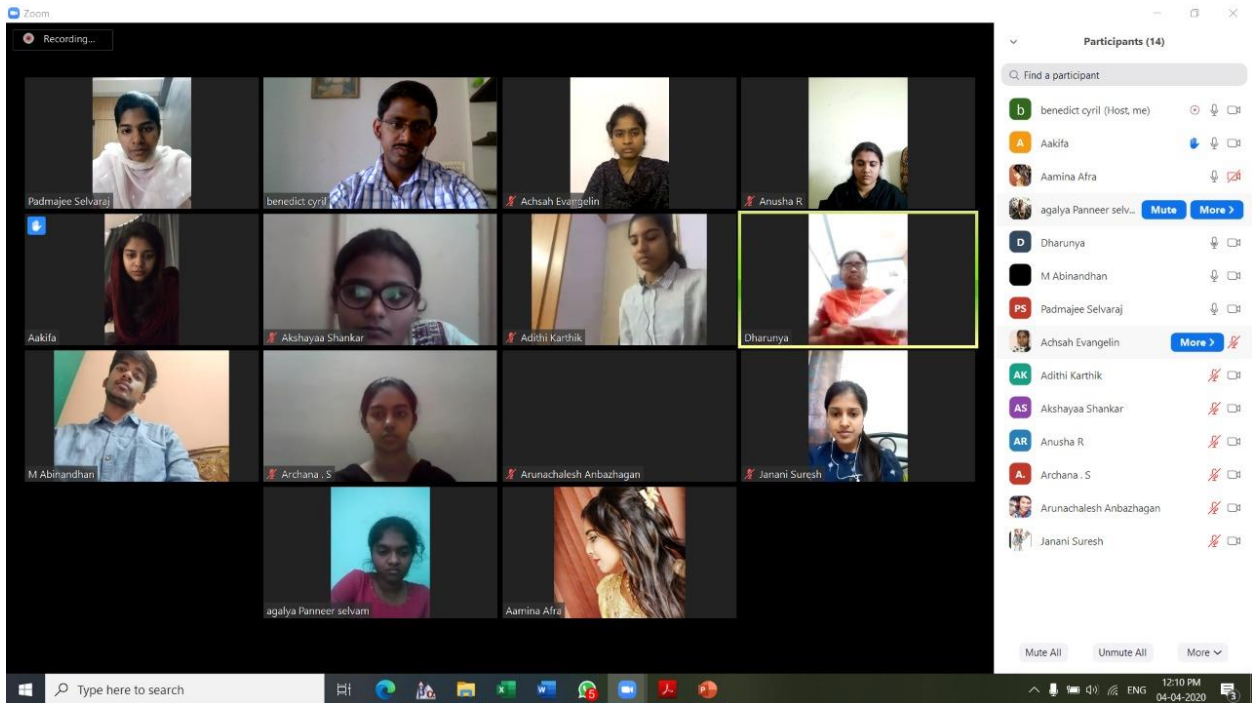
Stop Recording (Alt+R)

End Meeting

12:12 PM 04-04-2020

Zoom

Recording...



Participants (14)

Find a participant

- benedict cyril (Host, me)
- Aakifa
- Aamina Afra
- agalya Panneer selvam
- Dharunya
- M Abinandhan
- Padmajee Selvaraj
- Achsah Evangelin
- Adithi Karthik
- Akshayaa Shankar
- Anusha R
- Archana . S
- Arunachalesh Anbazhagan
- Janani Suresh

Mute All Unmute All More

Type here to search

12:10 PM 04-04-2020

Case based scenario test - PowerPoint

File Home Insert Design Transitions Animations Slide Show Review View Help Format Tell me what you want to do

Clipboard Slides Font Paragraph Drawing

Scenario

Chettin Dental College

- In lieu of COVID-19 pandemic, the dental schools and clinics down across your area
- A patient calls and complains of increasing swelling both intra and extra orally
- O/E = Abscess in relation to a painfully decayed 36.
- Extra oral swelling is warm on palpation and tender too

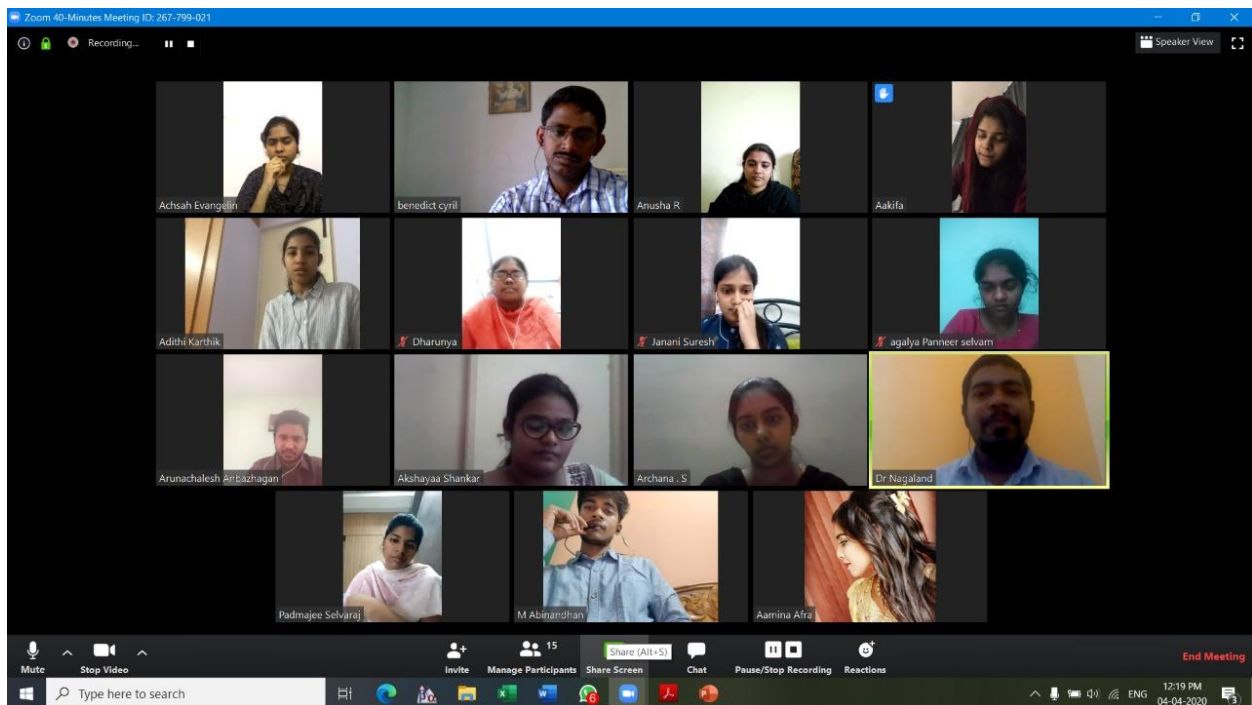
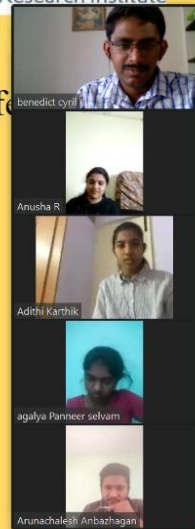
Slide 8 of 22 English (United States)

Notes Comments

Windows Taskbar: Type here to search, File Explorer, Microsoft Edge, Google Chrome, WhatsApp, Telegram, Zoom, Microsoft Word, Microsoft PowerPoint, Microsoft Excel, Microsoft Access, Microsoft OneNote, Microsoft Outlook, Microsoft Teams, Microsoft SharePoint, Microsoft Dynamics 365, Microsoft Dynamics 365 Finance, Microsoft Dynamics 365 Sales, Microsoft Dynamics 365 Customer Service, Microsoft Dynamics 365 Human Resources, Microsoft Dynamics 365 Project Service Automation, Microsoft Dynamics 365 Supply Chain Management, Microsoft Dynamics 365 Field Service, Microsoft Dynamics 365 Marketing, Microsoft Dynamics 365 Commerce, Microsoft Dynamics 365 Customer Engagement, Microsoft Dynamics 365 AI and Analytics, Microsoft Dynamics 365 Power BI, Microsoft Dynamics 365 Data Platform, Microsoft Dynamics 365 AI and Analytics, Microsoft Dynamics 365 Power BI, Microsoft Dynamics 365 Data Platform

## Scenario

- A 54 year old female presents with multiple shaky teeth. Very few teeth are actually present.
- H/O Diabetes for past 7 years
- Fasting glucose level past month = 323 mg/dl



## REPORT ON E-DISCUSSION FOR CLINICAL POSTING- 04.04.2020

**Faculty:** *Dr.Nagaland.T, Dr.Nagappan*

**Topic:** Case based scenario test

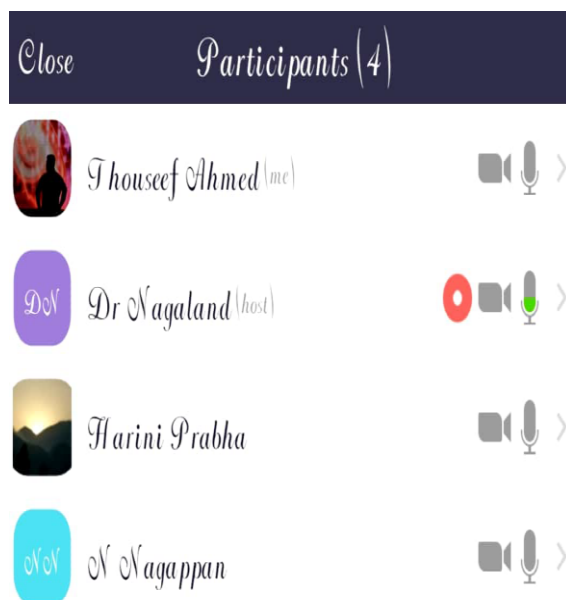
**Total No of Students:** 2 students, Feb Batch

Students: 1. Mr Thouseef Ahmed

2. Ms Harini Prabha

**Posting Discussion topic:** Revision on Case History through Case Based Scenario's

**Summary:** The Case Based Scenario were given to the students on all aspects of patient history, clinical findings, diagnosis and treatment plan. The students answered well and documented the key points that discussed during the session. Both the students were present for the clinical discussion and Dr Nagappan, Reader also joined for the clinical discussion.







 Recording



- How will you retrieve the answer If a diabetic patient comes to your clinic who is illiterate ??
- Is there any relation between a patients socioeconomic status and the treatment plan ??



- A 60 year old patient complains of sensitivity in his Upper/Lower, Front and back tooth region since a week. What findings we can expect ?
- A patient complains of severe pain in his right lower back tooth region while intake of hot and cold foods and relieving on intake of medicine. But the pain seems to be acute, sharp lasting for a period of time, localized. What could be the diagnosis.





## REPORT ON E-DISCUSSION FOR CLINICAL POSTING on 04.04.2020

**Faculty:** Dr. Jagannatha GV

**Student in-charge:** Padmajee

**Topic:** Special event discussion about COVID 19

**Time:** 10:45 – 11-15 am and 3:00 – 3:25 pm

**Total No of Students:** 13 “A-BATCH”

**Students present:** 13 students

1. Dharunya    2. Janani Suresh    3. Padmajee.    4. Aakifa    5. Amina Afra
6. Abinandhan    7. Achsah Evangelin    8. Adithi    9. Agalya    10. Akshayaa
11. Anusha.R    12. Archana.S    13. Arunachalesh

**Summary:** The 13 students posted in department clinical posting attended the e-discussion on Zoom app. Afternoon we were explaining about the hashtag of each and everyone. The students described about the motto of their hashtags and also what are the measures we need to take for reducing the number of cases, and the need to practice it at home and educate the community.

