




DEPARTMENT OF ORTHODONTICS AND DENTOFACIAL ORTHOPAEDICS

E-Teaching/Learning sessions for Post Graduate


Post Graduate academic schedule

DATE	TOPIC	PRESENTER	PARTIPANTS
25.04.2020	Retention and relapse-part 2	Dr.Sriman	14

 Recording

You are viewing Sriman Vishnu's screen

Sriman Vishnu's Zoom Meeting

Meeting ID	725-3612-6326
Host	Sriman Vishnu
Password	12345
Invitation URL	https://us04web.zoom.us/j/72536126326?pwd=RjdnOW90VURQU0Q4a3o4cUhZUVdkUT09  Copy URL
Participant ID	409712



Chettinad

Dental College & Research Institute

Participants (14)

Find a participant

Navin.N (Me)

Unmute

More >

Sriman Vishnu (Host)

AN

Anitha Nallusamy

Ann

Annamalai Orthodontist

Joshua Stalin

Nivethitha Bhaskar

PA

Prema Anbarasu

PD

Priya Darshini

Priyanga Ravi

SM

Sagaya Mary

SI

Saravanan's iPhone

D

Somya Wilson

SR

SUSHMITHA RAM

YJ

Yamini Jeyaraj

Invite

Unmute Me

Raise Hand

Sriman Vishnu's screen

View Options

00:04:24

Speaker View

Exit Full Screen

Sagaya Mary

Navin.N

Somya Wilson

Anitha Nallusamy

Priyanga Ravi

Nivethitha Bhaskar

SUSHMITHA RAM

Joshua Stalin

Annamalai Orthodontist

Saravanan's iPhone

Yamini Jeyaraj

Sriman Vishnu

Prema Anbarasu

Priya Darshini

Participants 14

Chat

Share Screen

Record

Reactions

Leave Meeting



Recording 00:07:40

- ❑ **Osteoprotegerin** - Inhibits bone resorption and accelerates PDL maturation
- ❑ **Bisphosphonates** - Inhibit bone resorption
- ❑ **Bone morphogenic proteins** - Stimulate bone and PDL formation
- ❑ **Relaxin** - Stimulates PDL turnover
- ❑ **Simvastatin** - Stimulates bone formation
- ❑ **LLLT** - Stimulates both PDL and alveolar bone remodeling
- ❑ **Mechanical vibration** - Inhibits bone resorption

Chettinad Dental College & Research Institute

Participants: Sagaya Mary, Navin.N, Somya Wilson, Anitha Nallus..., Priyanga Ravi, Nivethitha Bh..., SUSHMITHA..., Annamalai O..., Saravanan's i..., Joshua Stalin, Yamini Jeyaraj, Sriman Vishnu, Prema Anbarasu, Priya Darshini

Recording You are viewing Sriman Vishnu's screen View Options 00:02:13 Speaker View Exit Full Screen

LLLT

- ❑ LLLT - accelerating tooth movements, pain relief, and in retention
- ❑ Photostimulation – Increases cell metabolism
- ❑ Stimulates expression of MMP 1 and 8 (Collagenases) – Retention
- ❑ **Kim et al (2013)** – Increased stability of maxillary anteriors with daily application of LLLT

Chettinad Dental College & Research Institute

Participants: Sagaya Mary, SLM 9360 Navin.N, Somya Wilson, Anitha Nallusamy, Nivethitha Bhaskar, SUSHMITHA RAM, Yamini Jeyaraj, Annamalai Ortho..., Joshua Stalin, Saravanan's iPh..., Priyanga Ravi, Sriman Vishnu, Prema Anbarasu, Priya Darshini

Unmute Stop Video 14 Participants Chat Share Screen Record Reactions Leave Meeting



Chettinad
Dental College & Research Institute

Recording You are viewing Sriman Vishnu's screen View Options 00:02:16 Speaker View Exit Full Screen

Vibrations

- Prevents RANKL release at vibrations of 60Hz
- Reduces PGE2 levels – decreased osteoclastic differentiation
- Yadav et al (2015)* – no significant result in retention in mice



Sagaya Mary SLM 9360 Navin.N Somya Wilson

Anitha Nallusamy Nivethitha Bhaskar SUSHMITHA RAM

Yamini Jeyaraj Annamalai Ortho... Joshua Stalin

Saravanan's iPh... Priyanga Ravi Sriman Vishnu

Prema Anbarasu Priya Darshini

Unmute Stop Video 14 Participants Chat Share Screen Record Reactions Leave Meeting

You are viewing shakti singh's screen View Options 00:14:48 Speaker View Exit Full Screen



Smiles In Motion
Dr. Shakti Singh
BDS • MDS • FRCD
orthodontist

MANAGEMENT OF
EXTRACTION
SPACES AND SPACE
CLOSURE
MECHANICS- A
REVIEW

shakti singh Navin.N

anubhuti tyagi Srujana asodi

Dinesh Kumar B... Dr Achint Juneja

Piush Kumar Sumedha sarma...

Ayush Saluja Madhurima Nan...

Robin alex Charu Garg

Unmute Start Video 238 Participants 2 Chat Share Screen Record Reactions Leave Meeting



Chettinad
Dental College & Research Institute

Recording You are viewing c70a16ea's screen View Options 00:23:44 Exit Full Screen

Keynote File Edit Insert Slide Format Arrange View Play Share Window Help



100% Zoom Add Slide Play Keynote Live Table Chart Text Shape Media Comment Collaborate Format Animate Document


Transitions No Transition Effect Add an Effect Start Transition Delay On Click 0.50 s Build Order

National Webinar on MDS Examination

Finish Line

An Overview





Dr Silju Mathew
President
Indian Orthodontic Society

From Rohit Chopra to Everyone
Hello everyone..


Unmute Start Video 783 Participants 29 Chat Share Screen Record Reactions Leave Meeting

Recording You are viewing Dr. Ritu Duggal's screen View Options 00:49:50 Speaker View Exit Full Screen


 

Orthodontic Finish Line Revisited- Webinar Series


Prof. Ritu Duggal
Chief, CDER
Professor and Head
Division of Orthodontics and Dentofacial Deformities
All India Institute of Medical Sciences
New Delhi



Dr. Silju Mathew ...


SLM 9360 N...


Dr. Ashish Garg


Sridevi Padm...


Agraj Sharm...


Dr. Ritu Duggal

Unmute Start Video 933 Participants 99 Chat Share Screen Record Reactions Leave Meeting



Chettinad

Dental College & Research Institute

Recording You are viewing Dr NG Toshniwal's screen View Options 01:55:05 Speaker View Exit Full Screen

Pravara Institute of Medical Sciences,
Rural Dental College, Loni

ios

**Bite Registration,
Appliance Delivery
and Instructions**

bite registration
HARD-HITTING SOLUTIONS !

Unmute Start Video Participants 965 Chat 19 Share Screen Record Reactions Leave Meeting

Recording 00:52:08

the **Secret**™

FUNCTIONAL JAW ORTHOPEDICS

00:00:05 Speaker View Exit Full Screen

Dr Silju Mathew...
SLM 9360 N...
Dr Ashish Garg
ios
Sridevi Radm...
a
Agraj Sharm...
Dr. Ritu Duggal



Chettinad
Dental College & Research Institute

Recording You are viewing Dr NG Toshniwal's screen View Options 01:56:45 Speaker View Exit Full Screen

Define Bite Registration?

From SLM 8857 Shalvi Singh to Everyone
maam, how do we decide when to correct inclination of incisors ..pre or post...

Participants 969 Chat 23 Share Screen Record Reactions Leave Meeting

You are viewing Cool King's screen View Options 00:05:29 Speaker View Exit Full Screen

JIG GROUPING

Upper Grouping
11.4, 7
11.4, 4, 7
14.7
14.7
22.3, 4, 7

Lower Grouping
11.4, 7
11.4, 4, 7
14.7
14.7
22.3, 4, 7

Customized Inspira Archform
Customized Damon Archform

Upper Incisor Position
Lateral proportionately shorter than central
Centric and lateral level

Treatment Priority
Class I incisor
Blebs and, with a possible Class II tendency
Lower Class II
Stenosis
Intrude lower anterior

Overbite
1.5 mm

Participants 185 Chat 1 Share Screen Record Reactions Leave Meeting



Chettinad

Dental College & Research Institute

6:34 PM

0.00K/s 4G VoLTE

6:33 PM 58.9K/s 4G VoLTE



Mary - Basic science test
(25.04.20) Inbox



Sriman - test Inbox



Priya Raymond

to me

[Hide details](#)

From: Priya Raymond
raymond.priya@gmail.com

To: prema.arasu@gmail.com

Date: 25 Apr 2020, 5:59 PM

[View security details](#)



SrlmaN ViShNu

to me


[Hide details](#)

From: SrlmaN ViShNu
srimanvishnu.vishnu@gmail.com

To: prema.arasu@gmail.com

Date: 25 Apr 2020, 5:55 PM

[View security details](#)



New Doc 20...7.42.16.pdf



CamScanne...6.40.03.pdf



Reply



Reply all



Forward



Reply



Reply all



Forward



Chettinad

Dental College & Research Institute



R.Priyanga : Test on 25th April, 2020

Inbox



Priyanga Ravi
to me

[Hide details](#)

From: Priyanga Ravi prii.ravi@gmail.com

To: prema.arasu@gmail.com

Date: 25 Apr 2020, 6:37 PM

[View security details](#)



Test 5 basic science:- somya wilson

Inbox



Dr somya Wilson
to me

[Hide details](#)

From: Dr somya Wilson
somyakallumpurathu@gmail.com


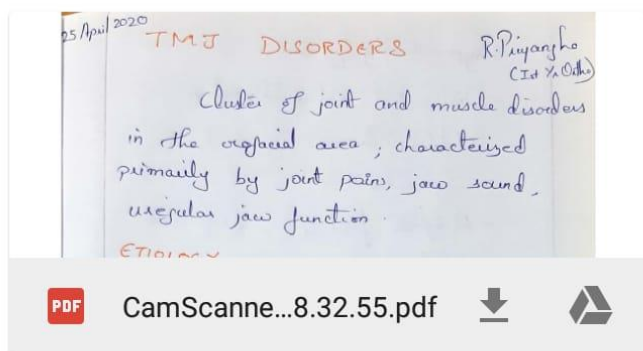
To: prema arasu prema.arasu@gmail.com

Date: 25 Apr 2020, 6:37 PM

[View security details](#)

CamScanner 04-25-2020 18.07.46.pdf

Scanned with CamScanner



Reply



Reply all



Forward



Chettinad

Dental College & Research Institute

DEPARTMENT OF ORTHODONTICS AND DENTOFACIAL ORTHOPAEDICS

E-Teaching/Learning sessions for Post Graduate

Post Graduate academic schedule

DATE	TOPIC	PRESENTER	PARTIPANTS
24.04.2020	Retention and relapse-part 1	Dr.Sriman	15




Sriman Vishnu's Zoom Meeting

Meeting ID 757-4719-4001

Host Sriman Vishnu

Password 12345

Invitation URL <https://us04web.zoom.us/j/75747194001?pwd=Vi81WnNZdnhUR3hDUXJOa2padERwdz09>

 [Copy URL](#)







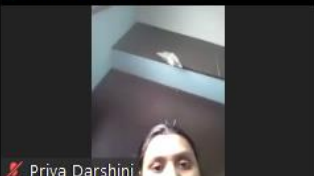




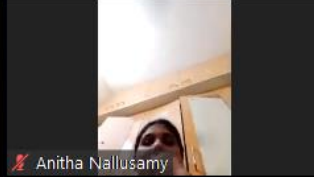


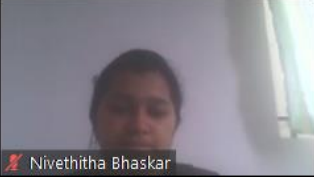
Participant ID 503480



Chettinad

Dental College & Research Institute

00:06:59



Participants (15)

Find a participant

- Navin.N (Me)
- Sriman Vishnu (Host)
- AN Anitha Nallusamy
- Annmalai Orthodontist
- Joshua Stalin
- Nivethitha Bhaskar
- PA Prema Anbarasu
- PD Priya Darshini
- Priyanga Ravi
- SM Sagaya Mary
- SI Saravanan's iPhone
- D Somya Wilson
- SR SUSHMITHA RAM
- Varalakshmi Orthodontist
- YJ Yamini Jeyaraj

- 
- 
- 
- 
- 
- 
- 
- 
- 
- 
- 
- 
- 
- 
- 

Invite

Unmute Me

Raise Hand



Chettinad
Dental College & Research Institute

Recording 00:07:14 Speaker View Exit Full Screen

You are viewing Sriraman Vishnu's screen View Options

The shared content is fit to your screen. To see the original size, click "Original size" in the menu.



Chettinad
Dental College & Research Institute

RETENTION AND RELAPSE

Nivethitha Bh... Navin.N Yamini Jeyaraj

Anitha Nallus... Prema Anbar... Saravanan's I...

Somya Wilson SUSHMITHA ... Priya Darshini

Annamalai O... Priyanga Ravi Joshua Stalin

Varalakshmi ... Sriraman Vishnu Sagaya Mary

Unmute Stop Video Participants 15 Chat Share Screen Record Reactions Leave Meeting

Recording 00:08:08 Speaker View Exit Full Screen

You are viewing Sriraman Vishnu's screen View Options

Retention

MOYERS

retention as "maintaining newly moved teeth in position, long enough to aid in stabilizing their correction"

JONDEP AND REIDEL

"holding of teeth in optimal esthetic & functional positions after active orthodontic therapy."



Nivethitha Bh... Navin.N Yamini Jeyaraj

Anitha Nallus... Prema Anbar... Saravanan's I...

Somya Wilson SUSHMITHA ... Annamalai O...

Priyanga Ravi Sagaya Mary Varalakshmi ...

Joshua Stalin Priya Darshini Sriraman Vishnu

Unmute Stop Video Participants 15 Chat Share Screen Record Reactions Leave Meeting



RecordingYou are viewing Sriraman Vishnu's screenView Options00:18:59Speaker ViewExit Full Screen

NEUROMUSCULATURE

- Strang (AO 1959) - mandibular intercanine and intermolar arch widths are accurate indicators of the individual's muscle balance
- Weinstein et al. and Mills (Br Dent J 1966) - the lower incisors lie in a narrow zone of stability in equilibrium between lips and tongue and that the labiolingual position of the incisors should not be altered by orthodontic treatment.

UnmuteStop VideoParticipants 15Chat 2Share ScreenRecordReactionsLeave Meeting

RecordingYou are viewing Sriraman Vishnu's screenView OptionsRemaining Meeting Time: 09:2200:30:41Speaker ViewExit Full Screen

- Slower long term relapse (differential jaw growth)
 - Continue headgear to upper molars on a reduced basis (at night time wear) in conjunction with a retainer to hold the teeth in alignment.
 - Use of functional appliance of activator – bionator type to hold both tooth position & occlusal relationship
 - Severe growth problem – functional appliance for night time wear, daytime conventional retainers
 - Less severe problem – conventional maxillary & mandibular retainer

Retention Timing - 12-24 months

UnmuteStop VideoParticipants 15ChatShare ScreenRecordReactionsLeave Meeting



Chettinad
Dental College & Research Institute

You are viewing Gowri sankar's screen View Options 00:10:17 Speaker View Exit Full Screen

Introduction to Evidence Based Orthodontics
Basic Research Methodology Course in Orthodontics
EVIDENCE
Introduction to Evidence Based Orthodontics
Dr. S. GOWRI SANKAR M.D.S
professor
Department of Orthodontics
Narayana Dental College
NELLORE.—A.P.

S. Gowri sankar

Participants: 125

Unmute Start Video Chat Share Screen Record Reactions Leave Meeting

Grid of participants:

- Gowri sankar
- SLM 9360 N...
- keerthi kavya
- Sridevil padman...
- DrRohan Das
- Dr Aditya
- Dr. M.Sai Kalyan...
- Mandeep shilpi
- JAYAKRISHNAN U
- NISHA
- Anjali .
- Dr Shekhar Asarsa
- Dr.(Prof.)Gyan P...
- NEER
- LM 3741 Kratika...
- Moumita Sinha
- Roshan Thumati
- Mangla Sood
- Pujita Gulati
- Dr. Pinky Sin...
- iPhone
- Dr. Prince Dhingra
- Hidhaya Sam...
- praveen cha...

You are viewing priyankakapoor's screen View Options 00:56:15 Speaker View Exit Full Screen

Introduction to Systematic reviews

Prof (Dr.) Priyanka Kapoor
BDS, MDS (Orthodontics, AIIMS)
Faculty of Dentistry
Dept of Orthodontics, Jamia Millia Islamia
New Delhi-25
pkapoor@jmi.ac.in
www.kapoorpriyanka.com

24/04/2020

[#learningsystematicreviews](#)

Participants: 293

Unmute Start Video Chat Share Screen Record Reactions Leave Meeting

Grid of participants:

- Gowri sankar
- Navin.N
- priyankakapoor
- Sridevil Padm...
- Prabhat K C Mo...
- Dr Silju Math...



Chettinad
Dental College & Research Institute

Recording You are viewing Rajiv Ahluwalia's screen View Options 01:37:29 Speaker View Exit Full Screen



Dr. Rajiv Ahluwalia
MDS, FICD(USA)
Vice Dean, Santosh Dental College
Professor & Head –Orthodontics
& Dentofacial Orthopaedics
Head, National Dental Bioethics
Program, UNESCO Chair in
Bioethics ,Haifa

Gowri sankar

Navin.N

priyankakapoor

Sridevi Padman...

Prabhat K C Mo...

Dr Siju Mathew

Unmute Start Video Participants 278 Chat 82 Share Screen Record Reactions Leave Meeting

Recording You are viewing Rajiv Ahluwalia's screen View Options 01:38:52 Speaker View Exit Full Screen



THE Ethical gap

Dr. Rajiv Ahluwalia
Head, National Dental Bioethics Program
UNESCO Chair in Bioethics, Haifa
Vice Dean- Santosh Dental College
Professor & Head Orthodontics

UNESCO
United Nations
Educational, Scientific and
Cultural Organization

conflicts of interest

0:01:15

Navin.N

priyankakapoor

Sridevi Padm...

Rajiv Ahluwalia

Dr Siju Mathew

Unmute Start Video Participants 281 Chat 83 Share Screen Record Reactions Leave Meeting



Chettinad
Dental College & Research Institute

Recording You are viewing Vinod Krishnan's screen View Options 02:18:54 Speaker View Exit Full Screen

Microsoft PowerPoint - Vinod Krishnan's screen

The Art of Getting Published

Participants: 268 Chat: 22 Share Screen Record Reactions Leave Meeting

Grid of participants:

- Sridevi Padman...
- Navin.N
- Dr Aditya
- Dr Siju Math...
- Vinod Krishnan
- dr.puneetbatra
- Rajiv Ahluwalia
- Aveek Ghosh
- Dr. Pranshu...
- Mandeep shilpi
- JAYAKRISHNAN U
- NISHA
- Dr. Shekhar Asar...
- Dr.(Prof.)Gyan P...
- DR SUMAN SLM...
- Moumita Sin...
- Dr. Pinky Sin...
- ashwadhi sunil
- Nisha
- keerthipati T...
- Ekta Yadav
- B Mamatha
- 051222
- Priyanka Soni

Recording You are viewing Vinod Krishnan's screen View Options 02:29:12 Speaker View Exit Full Screen

Misconduct in publishing...

Participants: 272 Chat: 22 Share Screen Record Reactions Leave Meeting

Grid of participants:

- Sridevi Padman...
- Navin.N
- Dr Aditya
- Dr Siju Math...
- Vinod Krishnan
- dr.puneetbatra



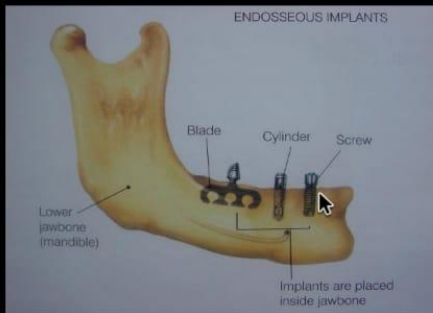
Chettinad

Dental College & Research Institute

95.6 K/s 56% 9:51

Dr. Rakesh Shah is talking

Intraosseous implants



99.2 K/s 50% 10:04



Attendees



SM

Sagaya Mary

Attendee, Me

VV

Vaishali Venkat

Organizer

DS

Dr. Rakesh Shah

Attendee, Presenter

WN

[Waiting for name]

Attendee

A

Aakifa

Attendee

A

Achsah

Attendee

AK

Adithi Karthik

Attendee

AV

Adline vadhana

Attendee



Akshavaa Shankar



Chettinad

Dental College & Research Institute

33.8 K/s 26% 12:17

863-6162-7516
Password: 103322

Leave

Recording

Sagaya Mary

Gowri sankar

ios
www.iosweb.net

Dr Silju Mathew

Kamna Srivastava

Unmute Start Video Share Participants More

10:12

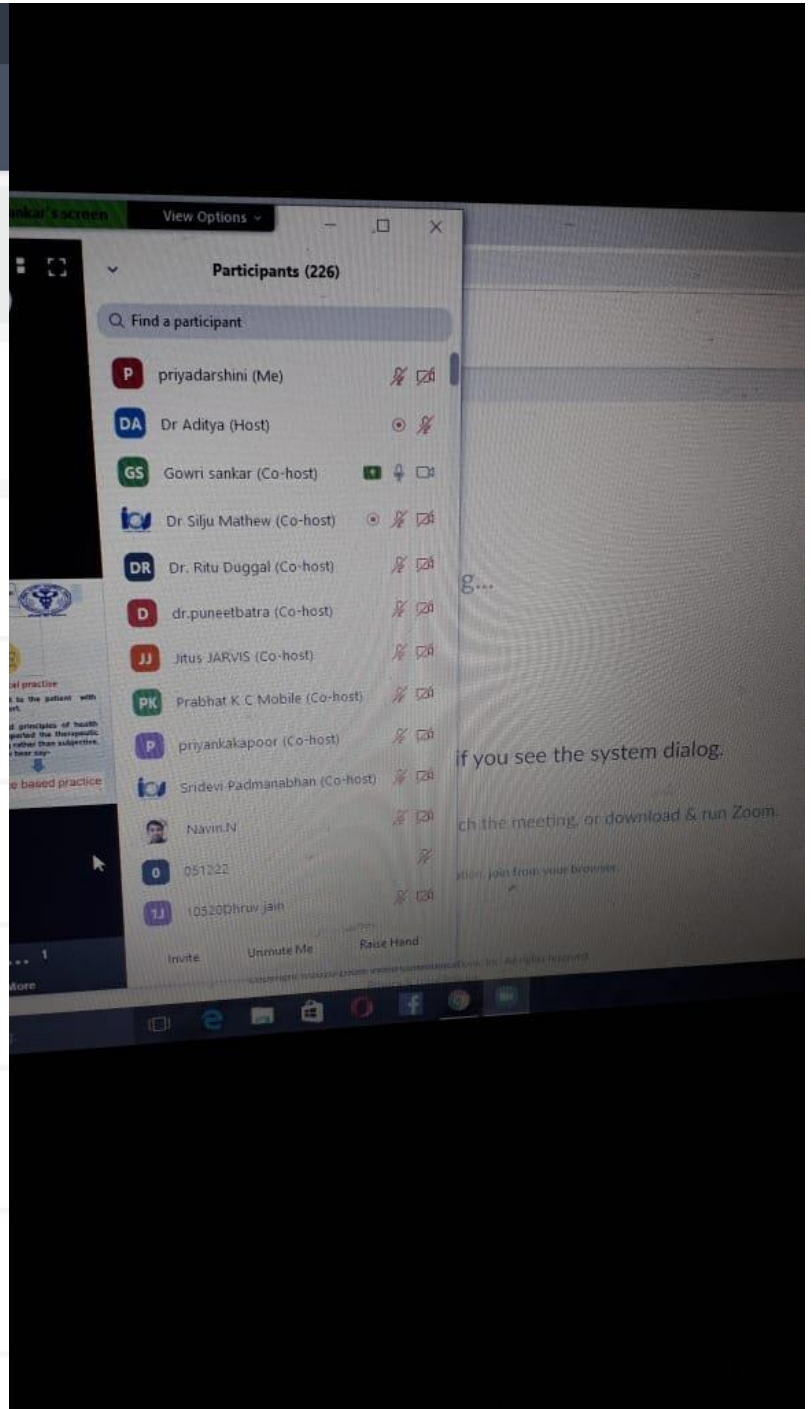
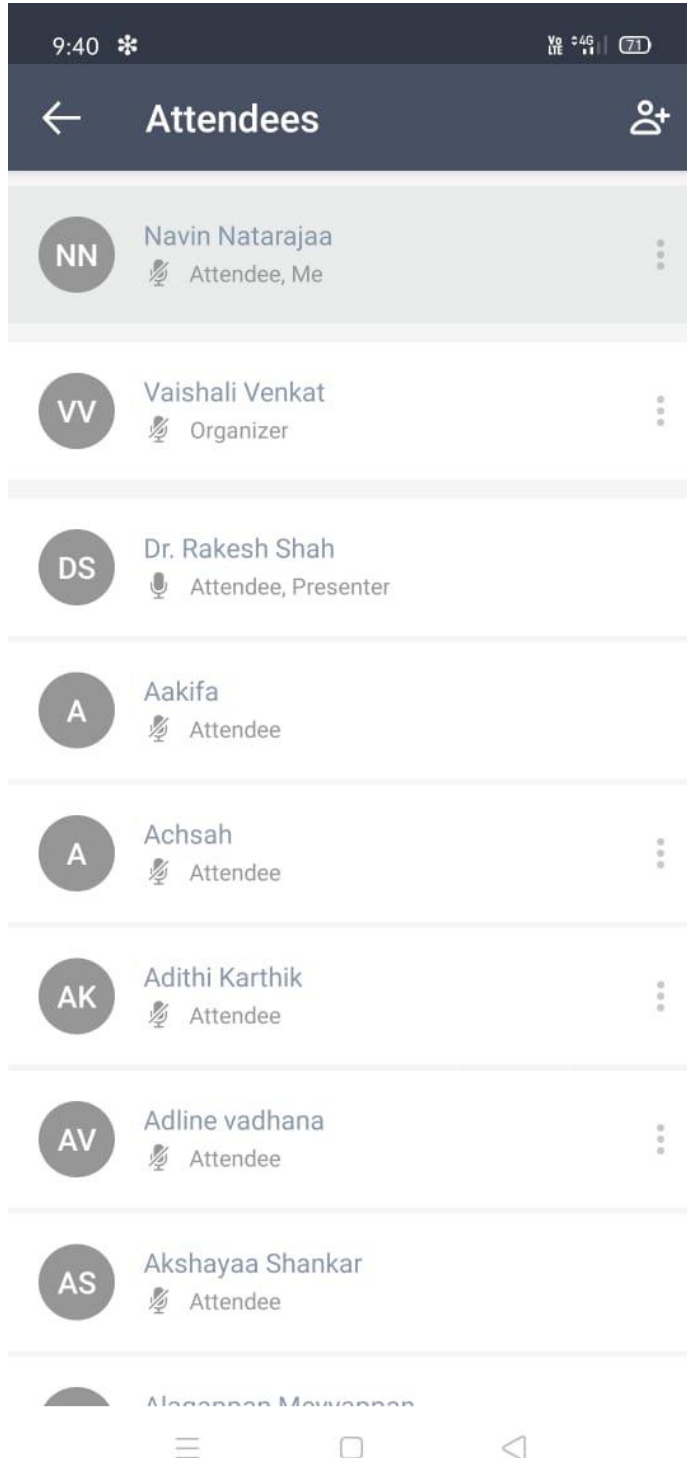
Attendees

- PR Priyanga Ravi
Attendee. Me
- VV Vaishali Venkat
Organizer
- DS Dr. Rakesh Shah
Attendee. Presenter
- A Aakifa
Attendee
- A Aamina
Attendee
- A Achsah
Attendee
- AK Adithi Karthik
Attendee
- AV Adline vadhana
Attendee
- AS Akansha Stephen
Attendee
- AS Akshayaa Shankar
Attendee

Navigation icons: Home, Stop, Back



Chettinad
Dental College & Research Institute





Chettinad

Dental College & Research Institute

You are viewing Gown Sankar's screen View Options

Introduction to Evidence Based Orthodontics

Basic Research Methodology Course in Orthodontics

Need for evidence based orthodontics???

Evolution of Knowledge acquisition

- Angle's era: Cult culture, Hypothetical Model, His Views, His Teachings
- Age of education: Teaching in Dental schools
- Age of Science: Scientific Innovations
- Age of Evidence: Public are better informed, Questioning of established ideas

More traditional biomedical model

- Emphasis on patient-based evaluations of Treatment
- Demanding Doctor-Patient Relationship
- particularly important in cosmetic and elective treatments

More Bio psychosocial model

- Newer Advances, Techniques and Materials
- Increased sources of knowledge

Clinical practice

- Maximum benefit to the patient with minimal discomfort.
- Based on sound principles of care - firmly supported decision making rather than whim, instinct or hearsay.

Evidence based practice

Windows taskbar: 1:08 AM 4/25/2020

Zoom participants: priyadarshini, Gown sankar, Sridevi Padmanabhan, Dr Aditya

You are viewing Gown Sankar's screen View Options

Introduction to Evidence Based Orthodontics

Basic Research Methodology Course in Orthodontics

Introduction

- Orthodontists are challenged to strike a balance between enhancing functional efficiency, and restoring functional integrity of the dentition. We manage sensitive age groups as well as adult patients to meet patient needs and demands.
- On the other hand keeping the advances in orthodontics and related sciences up to date, following the current techniques and relevant evidence, and applying knowledge to daily practice is practitioner's priority.
- Whatever he does on the patient should benefit the patient to the maximum extent with minimal discomfort. It should be based on sound principles of care which should be evidence-based therapeutic decision-making rather than subjective, whim, or hearsay. **this what is evidence based practice.**

Windows taskbar: 1:07 AM 4/25/2020

Zoom participants: priyadarshini, Gown sankar, Sridevi Padmanabhan, Dr Aditya

Chat: From DR.RAM AUTAR to Everyone VERY GOOD MORNING EVERYONE



The screenshot shows a Windows taskbar. On the left, there is a Start button and a search bar with the text "Type here to search". To the right of the search bar are several application icons: a circular icon, a folder icon, the Microsoft Edge icon, the File Explorer icon, a calendar icon showing "99", the Photoshop icon, the File Explorer icon, the PowerPoint icon, the Adobe Reader icon, the Teams icon with a red notification badge showing "1", and a red circular icon. On the far right of the taskbar, there are system tray icons for network, volume, and language, along with the system clock showing "9:32 AM 4/23/2020".



Chettinad

Dental College & Research Institute

Participants (15)

Find a participant

- Navin.N (Me)
- Sagaya Mary (Host)
- Anitha Nallusamy
- Annamalai Orthodontist
- Joshua Stalin
- Nivethitha Bhaskar
- Prema Anbarasu
- Priya Darshini
- Priyanga Ravi
- Saravanan's iPhone
- Somya Wilson
- Sriman Vishnu
- SUSHMITHA RAM
- Varalakshmi Orthodontist
- Yamini Jeyaraj



Invite

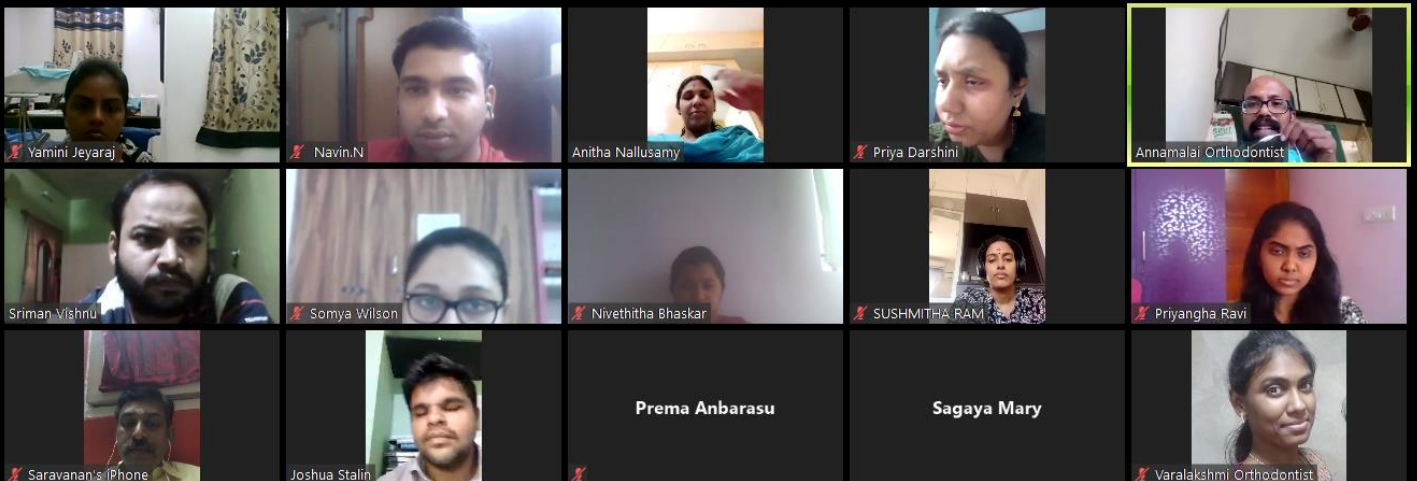
Unmute Me

Raise Hand

Zoom 40-Minutes

00:23:41

Speaker View




Unmute Stop Video

Participants Chat Share Screen Record Reactions


Leave Meeting



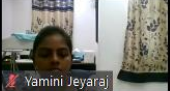
Chettinad
Dental College & Research Institute


**Chettinad**
Dental College & Research Institute


THE FUNCTIONAL MATRIX HYPOTHESIS REVISITED – 3&4 THE GENOMIC THESIS AND EPIGENETIC ANTITHESIS

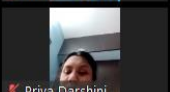
 **MELVIN L. MOSS**
Am J Orthod Dentofacial Orthop
1997 ;112 :8-11


00:09:20



Yamini Jeyaraj


Navin.N


Anitha Nallusa...


Priya Darshini


Annamalai Orth...


Sriman Vishnu

Recording


You are viewing Sagaya Mary's screen

View Options

00:23:07


Speaker View


Exit Full Screen


**Chettinad**
Dental College & Research Institute


CONCLUSION


- ❖ Win –Win situation
- ❖ “APPLE AND PEARS”
- ❖ Individually both are necessary causes, neither are sufficient causes alone.
- ❖ Together they provide both the necessary and sufficient causes for the control of morphogenesis.
- ❖ Their integrated activities provide the necessary and sufficient causes for growth and development



Yamini Jeyaraj



Navin.N



Anitha Nallusa...

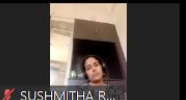

Priya Darshini



Annamalai Orth...



Sriman Vishnu



Somya Wilson

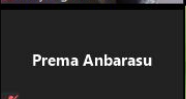

Nivethitha Bha...



SUSHMITHA R...



Priyanga Ravi


Saravanán's IP...


Joshua Stalin


Prema Anbarasu


Sagaya Mary


Varalakshmi Or...

Unmute

Stop Video

Participants 15

Chat

Share Screen

Record

Reactions

Leave Meeting



Recording You are viewing Sriraman Vishnu's screen View Options 00:37:46 Speaker View Exit Full Screen

- Fishman's SMI (1982)
- 11 Stages
- Thumb, 3rd finger, 5th finger, Radius
- SMI 5,6,7 - PHV



MATURITY INDICATORS

Chettinad Dental College & Research Institute

Participants: 14 Chat Share Screen Record Reactions Leave Meeting

Participants: Yamini Jeyaraj, Navin.N, Anitha Nallusa..., Annamalai Ort..., Sriraman Vishnu, Somya Wilson, Nivethitha Bha..., Saravanan's iP..., Prema Anbarasu, SUSHMITHA R..., Joshua Stalin, Sagaya Mary, Priya Darshini, Priyanga Ravi

Recording You are viewing Sriraman Vishnu's screen View Options 00:48:32 Speaker View Exit Full Screen

- Gupta et al – IGF – 1 and (CS stages) Baccetti et al – increased IGF – 1 in CS – 3 (2015)
Males – 14.08yrs ; Females – 12 yrs
IGF – 1 increases from stages CS 3 to 5
- Juul et al. and Sinha et al increases in puberty and decreases post puberty
- Masoud et al. in Saudi population and Ishaq et al in Egyptians - peak reached at CS4 and 5

Chettinad Dental College & Research Institute

Participants: 13 Chat Share Screen Record Reactions Leave Meeting

Participants: Yamini Jeyaraj, Navin.N, Anitha Nallusa..., Sriraman Vishnu, Saravanan's iP..., Prema Anbarasu, SUSHMITHA R..., Sagaya Mary, Priya Darshini, Somya Wilson, Joshua Stalin, Nivethitha Bha..., Annamalai Ort...



Chettinad
Dental College & Research Institute



Talking:

00:04:21

Meeting Topic: Research Methodology
Host: Sridevi Padmanabhan
Password: 103322
Invitation URL: <https://us02web.zoom.us/j/86361627516?pwd=SUo4UmJU...>
[Copy URL](#)
Participant ID: 613390



Join Audio

Computer Audio Connected



Share Screen



Invite Others




Recording

You are viewing Nalin Mehta's screen


View Options

00:11:09 Speaker View Exit Full Screen



Basic Research Methodology Course in Orthodontics
20th to 24th April, 2020

Ethics in Orthodontic Research



Nalin Mehta, AIIMS, New Delhi
nalinaiims.mehta@gmail.com

Nalin Mehta

SLM 9360 N...

Dr Aditya

Ashish Kalawat

Dr. Ritu Dug...

Sridevi Padman...

Unmute Start Video

Participants 185 Chat 2 Share Screen Record Reactions

Leave Meeting



Chettinad
Dental College & Research Institute

You are viewing Vijay Prakash Mathur's screen View Options 00:33:47 Speaker View Exit Full Screen

Risk of Bias in Research

Prof. Vijay Prakash Mathur
Pedodontics and Preventive Dentistry
Centre for Dental Education and Research, AIIMS, New Delhi

Vice President- Indian Society for Dental Research
Vice President- Indian Society for Dental Traumatology
Treasurer, Indian Society of Pedodontics and Preventive Dentistry,
Editor in Chief - Journal of SAAPD

Press ESC or double-click to exit full screen mode

Nalin Mehta Dinesh Kumar B... Dr Aditya Dr Tripti Tikku

Astha Baul Dr R P Maurya L... MADHURA PED... SLM 9756 HAJIRA

DR.RAM AUTAR Kishore B Poova... Zainab Farish... Hiba Shahzad

Ayushi Singh Vincy Antony praveen cha... madan Suman

SLM 9685 DARS... Hargun kaur Abhishek Singh... Dr. Sireesha ...

Unmute Start Video Participants 276 Chat 32 Share Screen Record Reactions Leave Meeting

You are viewing Sreevatsan Raghavan's screen View Options 01:16:10 Speaker View Exit Full Screen

RANDOMIZED CONTROL TRIAL DESIGN IN ORTHODONTICS

Webinar on
Basic Research Methodology in Orthodontics

DR SREEVATSAN RAGHAVAN
SENIOR LECTURER, INSTITUTE OF DENTAL
STUDIES AND TECHNOLOGIES, MOONINAGAR
ASSISTANT EDITOR - IOS

Vijay Prakash M... Dinesh Kumar B... Dr Aditya

Shweta Bhat LM 3586 Dr Hon... Sreevatsan Rag... Dr Sneha Lata...

Dr Priyank Dubey Akila Devi ios Sridevi Padm... Sarfraz bangi

S shaillesh don... ios Dr Silju Mat... Dr Tripti Tikku Dr R P Maurya L...

MADHURA PED... Kishore B Poova... Zainab Farish... Hiba Shahzad

Vincy Antony praveen cha... madan Suman SLM 9685 DARS...

Unmute Start Video Participants 254 Chat 23 Share Screen Record Reactions Leave Meeting



Chettinad

Dental College & Research Institute

2. INFORMATION BIAS

Occurs in measurement of exposure or outcome.

Types

- a) Memory /recall bias
- b) Interviewer's bias

Dr Aditya


Sagaya Mary



Sridevi Padman...



Vijay Prakash Math...



shailesh dongre

Leave Meeting

Participants 274 Chat 1 Share Screen Record Reactions

RANDOMIZED CONTROL TRIAL DESIGN IN ORTHODONTICS

DR SREEVATSAN RAGHAVAN
SENIOR LECTURER, INSTITUTE OF DENTAL STUDIES AND TECHNOLOGIES, MODINAGAR
ASSISTANT EDITOR, JIOS

Dr Aditya

Sagaya Mary

Vijay Prakash M...



Sreevatsan Raghav...

LM 3586 Dr Ho...



Chettinad

Dental College & Research Institute

12:41 PM

Close Participants (271)

Search

- AN Anitha Nallusamy (me)
- DA Dr Aditya (host)
- NM Nalin Mehta (co-host)
- AK Amit Kumar (co-host)
- ios Dr Siliju Math... (co-host)
- DR Dr. Ritu Duggal (co-host)
- DS Dr.Karthik S (co-host)
- JJ Jitus JARVIS (co-host)
- ios Sridevi Padmana... (co-host)
- UP Uijay Prakash M... (co-host)
- RM Research Method... (co-host)
- H HARITHA POTTIPALL...
- IS IO. Sai Rohith P

Invite

31.3 K/s 15% 12:09

863-6162-7516
Password: 103322

Leave

Recording

Sagaya Mary

Nalin Mehta

ios
www.iosweb.net

Sridevi Padmanabhan

MADHURA PEDNEKAR

Unmute Start Video Share Participants More



Chettinad

Dental College & Research Institute

29.2 K/s 20 VoLTE 15% 12:09

Close Participants (253)

Search

SM

Sagaya Mary (me)

DA

Dr Aditya (host)

NM

Nalin Mehta (co-host)

AK

Amit Kumar (co-host)

Dr Siliju Mathew Presid... (co-host)

DR

Dr. Ritu Duggal (co-host)

DS

Dr.Karthik S (co-host)

JJ

Jitus JARVIS (co-host)

Sridevi Padmanabhan (co-host)

VP

Vijay Prakash Mathur (co-host)

RM

Research Methodology (co-host)

Invite

4:48 PM 0.18K/s 4G VoLTE

Sriman - Assignment on stainless steel

Inbox

S

SrlmaN ViShNu

to me, naveenbdsksr

[Hide details](#)

From: SrlmaN ViShNu
srimanvishnu.vishnu@gmail.com

To: prema.arasu@gmail.com
naveenbdsksr@gmail.com

Date: 23 Apr 2020, 2:05 PM

[View security details](#)

CamScanne...4.03.38.pdf

Reply

Reply all

Forward



Chettinad

Dental College & Research Institute

4:50 PM

4.41K/s 4G VoLTE



Fwd: Inbox



Joshua Martin

to me

[Hide details](#)



From: Joshua Martin joshua181093@gmail.com

To: prema arasu prema.arasu@gmail.com

Date: 22 Apr 2020, 7:33 PM

[View security details](#)

----- Forwarded message -----

From: **Joshua Martin** <joshua181093@gmail.com>

Date: Fri, 17 Apr, 2020, 4:07 PM

Subject:

To: Dr somya Wilson

<somyakallumpurathu@gmail.com>

**CLEFT LIP &
CLEFT PALATE**

DEPARTMENT OF ORTHODONTICS AND DENTOFACIAL ORTHOPAEDICS

E-Teaching/Learning sessions for Post Graduate

Post Graduate academic schedule

DATE	TOPIC	PRESENTER	PARTIPANTS
22.04.2020	Functional matrix theory -revisited	Dr.Priyanga	15


Priyanga Ravi's Zoom Meeting

Meeting ID 754-1749-3232

Host Priyanga Ravi

Password 1g7kf9

Numeric Password 860719
(Telephone/Room Systems)

Invitation URL <https://us04web.zoom.us/j/75417493232?pwd=a1BnUGNtVlVBa3BnN0lhc0QySFhpUT09>
 Copy URL

Participant ID 461994



Chettinad
Dental College & Research Institute

Participants (15)

Find a participant

- Navin.N (Me)
- Priyanga Ravi (Host)
- PA Prema Anbarasu
- SI Saravanan's iPhone
- SUSHMITHA RAM
- AN Anitha Nallusamy
- Annamalai Orthodontist
- Joshua Stalin
- Nivethitha Bhaskar
- PD Priya Darshini
- SM Sagaya Mary
- D Somya Wilson
- Sriman Vishnu
- Varalakshmi Orthodontist
- YJ Yamini Jeyaraj



Invite

Unmute Me

Raise Hand

Zoom

00:20:03





Chettinad
Dental College & Research Institute

You are viewing Priyanga Ravi's screen View Options 00:04:20 Speaker View Exit Full Screen

FILE HOME INSERT DESIGN TRANSITIONS ANIMATIONS SLIDE SHOW REVIEW VIEW

Paste Copy Cut Format Painter Clipboard New Slide Section Slides Layout Reset

Font Paragraph Drawing Editing

Chettinad Dental College & Research Institute

FUNCTIONAL MATRIX HYPOTHESIS REVISITED 2

OSSEOUS CONNECTIVE CELLULAR NETWORK, 1997

PRIYANGHA R DEPT OF ORTHODONTICS, CDCRI

SLIDE 1 OF 28 ENGLISH (INDIA) NOTES COMMENTS 74%

Unmute Start Video 15 Participants Chat Share Screen Record Reactions Leave Meeting

Priyanga Ravi Navin.N SUSHMITHA RAM Varalakshmi ... Yamini Jeyaraj Saravanan's iPh...

Zoom 40-Minutes You are viewing Priyanga Ravi's screen View Options 00:06:15 Speaker View

Recording

FUNCTIONAL MATRIX HYPOTHESIS

- The craniofacial bones—extrinsic epigenetic environment
- Bone growth is dependent on the soft tissues and the functions of the tissues around the bone.
- Functional Cranial Component -Tissues and spaces that completely perform a single function.

Joshua Stalin Navin.N Varalakshmi ... Yamini Jeyaraj Priya Darshini Anitha Nallus... Annamalai O... Sagaya Mary Somya Wilson Saravanan's i... SUSHMITHA ... Sriman Vishnu Priyanga Ravi Nivethitha Bh... Prema Anbarasu

Unmute Stop Video 15 Participants Chat Share Screen Record Reactions Leave Meeting

Type here to search 99+ ENG IN 3:07 PM 4/22/2020



Zoom 40-Minutes

You are viewing Priyangha Ravi's screen

View Options

00:08:17 Speaker View

FUNCTIONAL CRANIAL COMPONENT

Functional Matrix

Periosteal Matrix

Capsular Matrix

Skeletal unit

Microskeletal

Macroskeletal

Transmission of mechanical stimuli ?
Cellular & molecular level ?

Joshua Stalin

Navin.N

Varalakshmi ...

Yamini Jeyaraj

Priya Darshini

Anitha Nallus...

Annamalai O...

Sagaya Mary

Somya Wilson

SUSHMITHA ...

Sriman Vishnu

Saravanan's iPh...

Priyangha Ravi

Nivethitha Bh...

Prema Anbarasu

Unmute

Stop Video

Participants 15

Chat

Share Screen

Record

Reactions

Leave Meeting

Type here to search

ENG IN

3:09 PM

4/22/2020

Zoom 40-Minutes

You are viewing Priyangha Ravi's screen

View Options

00:14:34 Speaker View

Threshold

INITIAL LAYER CELLS- STIMULI (LOADING)

SUMMATION

INTRACELLULAR SIGNAL(MECHANOTRANSDUCTION)

HIDDEN LAYER CELLS(Adj.OSTEOCYTES)

FINAL LAYER CELLS (OSTEOBLASTS)

OUTPUT

Joshua Stalin

Navin.N

Varalakshmi ...

Yamini Jeyaraj

Priya Darshini

Annamalai O...

Sagaya Mary

Somya Wilson

SUSHMITHA ...

Sriman Vishnu

Prema Anbar...

Nivethitha Bh...

Saravanan's i...

Priyangha Ravi

Anitha Nallusamy

Unmute

Stop Video

Participants 15

Chat

Share Screen

Record

Reactions

Leave Meeting

Type here to search

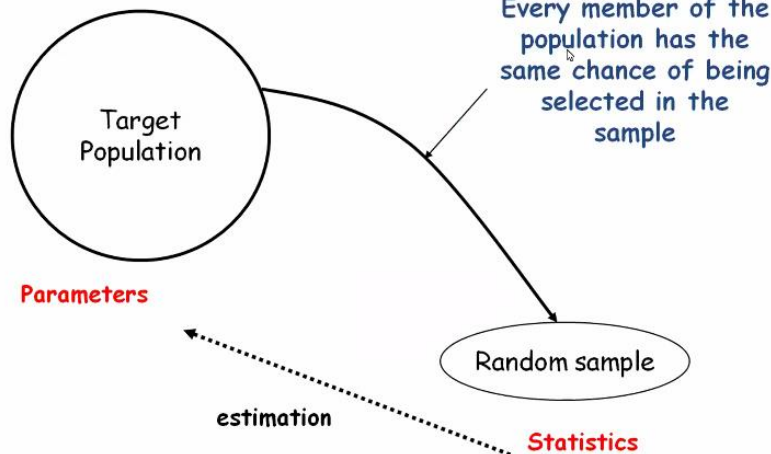
ENG IN

3:15 PM


4/22/2020



Statistical Estimation



3



Recording You are viewing Dr. Ritu Duggal's screen View Options 00:11:51 Speaker View Exit Full Screen

Preparation of Datasheet for Statistical Analysis & Statistical Interpretation of Results

V. Sreenivas
sreevishnubhatla@gmail.com

Click to add notes

From SLM8838 Muruganandam S to...
thank you very much sir

Grid of participant video feeds showing Dr. Ritu Duggal, SLM 9360 N..., Prabhat K. C. Mo..., Ruchi's iPad, Rekha Sharma, Atul Vasan, 983d0b29, ior, Rajiv B, Dr Rishibha ..., Dhruv jain, Vikranth Shetty, a, P, Dr. M.Sai Kalyan..., Dr. Champak Paul, P, Priya Gupta, DrRohan Das, SUBHASIS SHEET, MADHURA PED..., Ria Agarwal, a, Akanksha Ku..., and Shreya Koles...

Unmute Start Video Participants 324 Chat 8 Share Screen Record Reactions

Leave Meeting



Chettinad
Dental College & Research Institute

Recording You are viewing Dr. Ritu Duggal's screen View Options 00:43:15 Speaker View Exit Full Screen

Statistical Interpretation of Results

Dr. Ritu Duggal SLM 9360 N... Prabhat 0:43:01

p Dora Hibu H S
p narayana P... Hina Desai spars shivas...

M M Moumita Sin... LM4057 Kan... Dr Tripti Tikku slm9497 ven...

Atul Vasan ior Sridevi Padm... Rajiv B Dhruv jain

Vikranth Shetty Dr. Champak Paul P Priya Gupta DrRohan Das

SUBHASIS SHEET MADHURA PED... a Akanksha Ku... S Shreya Koles...

Unmute Start Video 295 Participants 35 Chat Share Screen Record Reactions Leave Meeting

Recording You are viewing Dr Dhiraj shetty's screen View Options 00:00:21 Speaker View Exit Full Screen

Attachments

Dr Dhiraj shetty SLM 9360 N... Suma a ashwadhi sunil

abhishek Ramesh Shetty Ashna Nili Karia

Dr Shravan Prashant Pujari keerti C 10. Sai Rohith P

Dr LayaThayyil iPhone 6745priya Rithesh Bangera

Dr. Viraj Naveen Rayapudi Bhumita's iPhone Neeraj K

dr Jeegar Vakil L... P Preeti Singh dr.kamal Harshitha V

Unmute Start Video 345 Participants Chat Share Screen Record Reactions Leave Meeting



Chettinad
Dental College & Research Institute

00:04:14 Speaker View Exit Full Screen

You are viewing SHETTY's screen View Options

Surgery First Orthognathic approach

Dr. AKSHAI SHETTY
M.D.S, MOrthR.C.S.Ed, FCd [TW],
Professor,
Dept. Of Orthodontics,
DAPMRV Dental College,

0:02:03

Sovendu Jha

SLM:9360 N...

Amesh Golwara

SHETTY

Dr. Neal Bharat ...

Abhishek Vardhan

Unmute Start Video

Participants 84 Chat 1 Share Screen Record Reactions

Leave Meeting

Population Vs. Sample

priyadarshini

Prabhat K C Mobile

Dr. Ritu Duggal

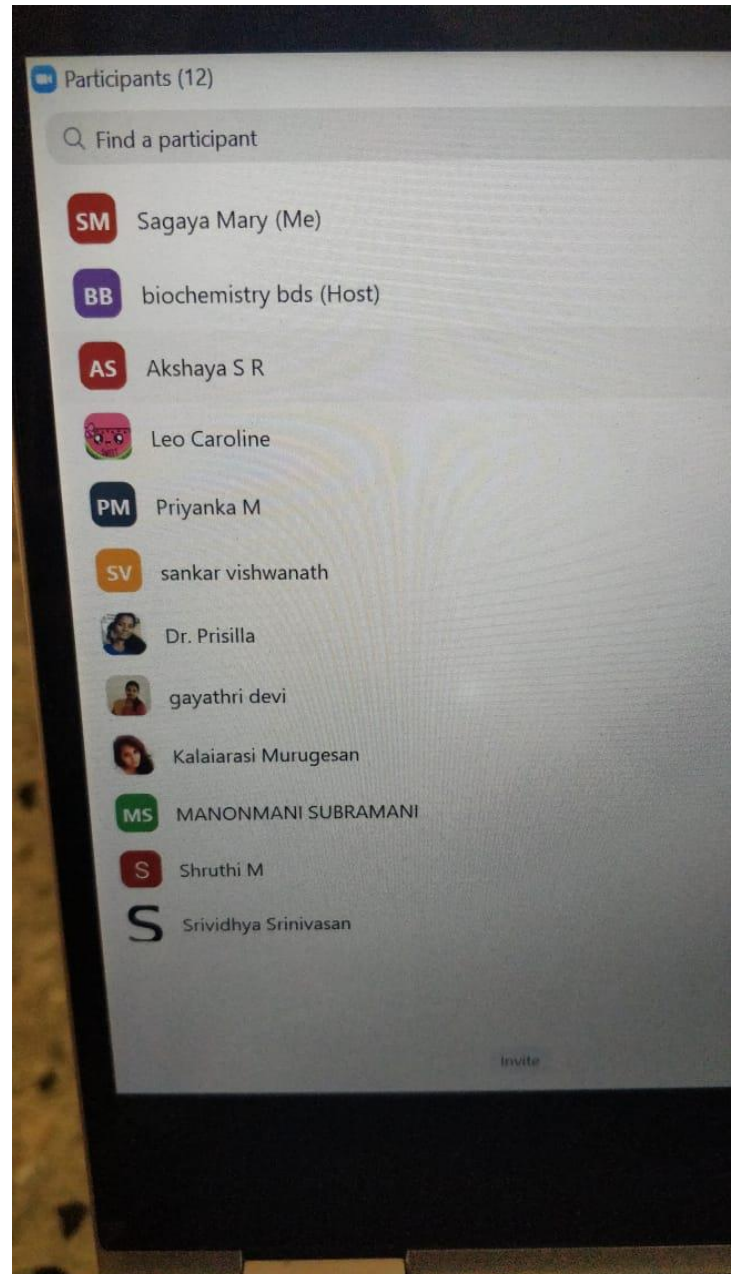
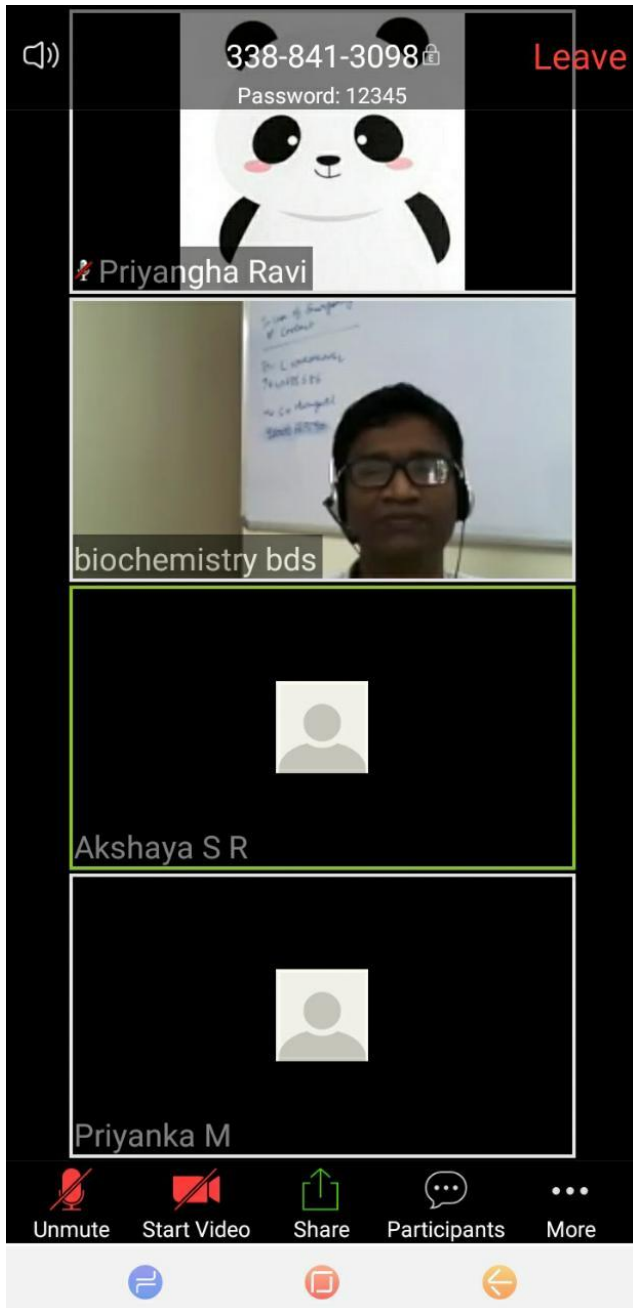
ios

Sridevi Padmanabhan



Chettinad

Dental College & Research Institute





Chettinad

Dental College & Research Institute

Close Participants (316)

Search

- SM Sagaya Mary (me)
- DA Dr Aditya (host)
- DR Dr. Ritu Duggal (co-host)
- DS Dr. Karthik S (co-host)
- G Gnana (co-host)
- G Gnana Shanmugham (co-host)
- PK Prabhat K C Mobile (co-host)
- RB Rajiv B (co-host)
- ios Sridevi Padmanabhan (co-host)
- ios Sridevi Padmanabhan (co-host)
- DA Dr Aditya (co-host)

Invite

863-6162-7516 Password: 103322

Leave

Recording

Sagaya Mary

Dr. Ritu Duggal

Shuvadeep Dutta

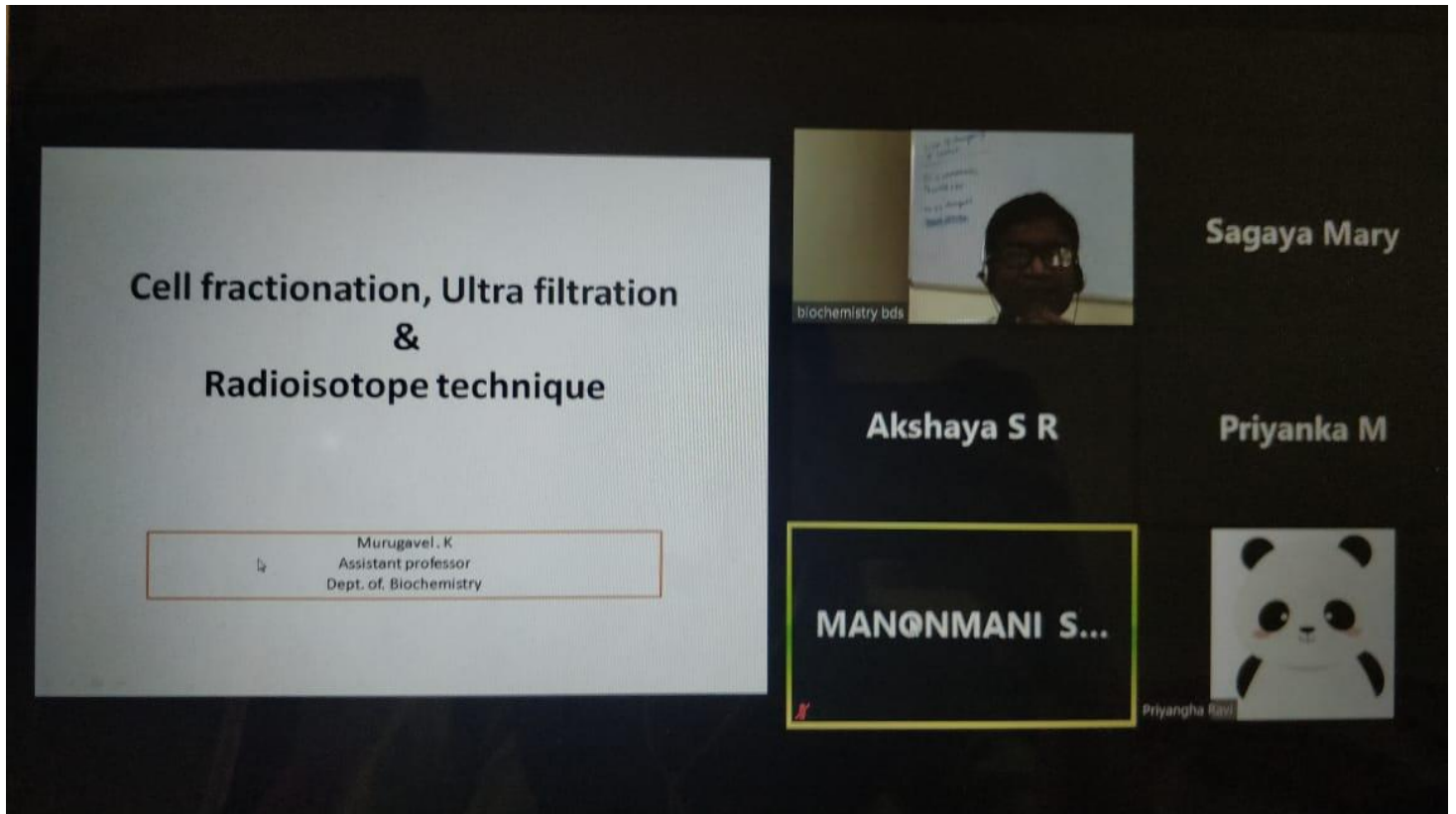
LM1733 Bhadrinath Srinivasan

Unmute Start Video Share Participants More



Chettinad

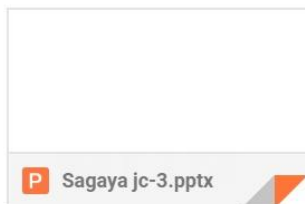
Dental College & Research Institute



Mary - JC presentation >



Priya Raymond <raymond.priya@gmail.com>
to Nivethitha ▾



Reply

Forward



Chettinad

Dental College & Research Institute

17:00

VoLTE 60%

1:00 PM

Close

Participants (252)

Search



Sriman Vishnu (me)



DK

Dr. Kyumi Shethiya (host)



GS

gajanan shanbhag (co-host)



SS

Sandeep Singh (co-host)



DD

Dr Dhiraj shetty



1S

10. Sai Rohith P



6

6745priya



9H

9675Amol Holambe



A

abhishek



AN

Aditya Nair



a

adusumilli sai



Invite

Close

Participants (404)

Search



Anitha Nallusamy (me)



Dr Aditya (host)



Ashok (co-host)



Dr Silju Mathe... (co-host)



Dr. Ritu Duggal (co-host)



Dr.Karthik S (co-host)



Mr. Yogesh Kumar (co-host)



Sridevi Padma... (co-host)



10860 Gopika



7935PALLAUI



a t



Abhishek Singha Roy



Afraa Sultan



Invite



Chettinad



Dental College & Research Institute

DEPARTMENT OF ORTHODONTICS AND DENTOFACIAL ORTHOPAEDICS

E-Teaching/Learning sessions for Post Graduate

Post Graduate academic schedule

DATE	TOPIC	PRESENTER	PARTIPANTS
21.04.2020	Skeletal maturity indicator	Dr.Sriman	14



Sriman Vishnu's Zoom Meeting

Meeting ID

784-6698-5771


Host

Sriman Vishnu

Password

12345

Invitation URL

<https://us04web.zoom.us/j/78466985771?pwd=dHpDTGo2NWlxZ2N6aDVxK0FNNmZqZz09>
 Copy URL

Participant ID

387204



Chettinad

Dental College & Research Institute

Participants (13)

Find a participant

- Navin.N (Me)
- Sriman Vishnu (Host)
- Anitha Nallusamy
- Joshua Stalin
- Nivethitha Bhaskar
- Prema Anbarasu
- Priya Darshini
- Priyanga Ravi
- Sagaya Mary
- Saravanakumar Subramanian
- SUSHMITHA RAM
- Varalakshmi Orthodontist
- Yamini Jeyaraj

Invite

Unmute Me

Raise Hand

Unmute Stop Video Participants Chat Share Screen Record Reactions Leave Meeting

You are viewing Sriman Vishnu's screen

View Options

00:27:18

Speaker View

Exit Full Screen

Prema Anbarasu	Navin.N	Sagaya Mary	Yamini Jeyaraj
Priya Darshini	Nivethitha Bhaskar	Anitha Nallusamy	Priyanga Ravi
SUSHMITHA RAM	Varalakshmi Orthodon...	Joshua Stalin	Sriman Vishnu
Saravanakumar Subra...	Annalalai Orthodontist		

14
Participants

Chat

Share Screen

Record

Reactions

Leave Meeting


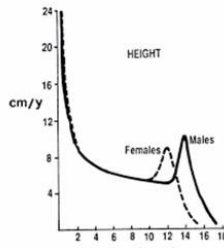


Recording You are viewing Sriraman Vishnu's screen View Options 00:16:51 Speaker View Exit Full Screen

▣ Pubertal growth spurt occurs on an average 2 years earlier in girls than boys.

▣ More prominent in girls due to greater adrenal hormone component.

▣ Growth of the jaws correlates with puberty in about the same way as growth in height.



Varalakshmi Or...

Navin.N

Priya Darshini

Joshua Stalin

Nivethitha Bha...

Yamini Jeyaraj

Priyanga Ravi

Sagaya Mary

SUSHMITHA R.

Prema Anbarasu

Anitha Nallusa...


Saravanakuma...

Sriraman Vishnu

Unmute Stop Video Participants 13 Chat Share Screen Record Reactions Leave Meeting


Recording You are viewing Sriraman Vishnu's screen View Options 00:18:37 Speaker View Exit Full Screen

Anatomy of Hand-Wrist



The hand wrist region is made of four groups of bones

- 1) Distal ends of long bones of forearm.
- 2) Carpals (8)
- 3) Metacarpals (5)
- 4) Phalanges (14)



Varalakshmi Or...

Navin.N

Priya Darshini

Joshua Stalin

Nivethitha Bha...

Yamini Jeyaraj

Priyanga Ravi

Sagaya Mary

SUSHMITHA R.

Prema Anbarasu

Anitha Nallusa...

Saravanakuma...

Sriraman Vishnu




Unmute Stop Video Participants 13 Chat Share Screen Record Reactions Leave Meeting



Recording You are viewing Sriman Vishnu's screen View Options 00:24:05 Speaker View Exit Full Screen

Ninth stage: R_u-stage



- Complete union of epiphysis and diaphysis of the radius.
- The ossification of all the hand bones is complete and skeletal growth is finished.
- Males 18.5yrs
- Females 16.0yrs



Unmute Stop Video Participants 13 Chat Share Screen Record Reactions Leave Meeting

Recording You are viewing Sriman Vishnu's screen View Options 00:37:32 Speaker View Exit Full Screen



MP3-G Stage



Maximum point of pubertal growth spurt.


- Sides of epiphysis have thickened and cap its metaphysis, forming sharp distal edge on one or both sides.
- Marked undulations in metaphysis give it "Cupid's bow" appearance.
- Radiolucent gap is moderate.

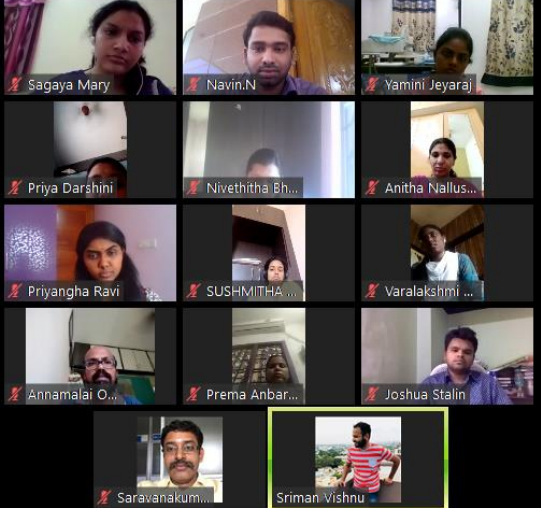
CVMI-3



Transition stage of cervical vertebrae

- Distinct concavities are seen in lower borders of C2 and C3.
- Concavity is developing in lower border of C4.
- C3 and C4 are rectangular in shape.
- 25-65% of pubertal growth remains.





Sagaya Mary Navin.N Yamini Jeyaraj
Priya Darshini Nivethitha Bh... Anitha Nallus...
Priyanga Ravi SUSHMITHA... Varalakshmi ...
Annamalai O... Prema Anbar... Joshua Stalin
Saravaniakum... Sriman Vishnu

Unmute Stop Video Participants 14 Chat Share Screen Record Reactions Leave Meeting



Chettinad
Dental College & Research Institute

Recording You are viewing Ashok's screen View Options 01:10:13 Speaker View Exit Full Screen

2018 Literature search - PowerPoint

File Home Insert Design Transitions Animations Slide Show Review View Tell me what you want to do...

Clipboard New Slide Section Slides Font Paragraph Drawing Find Replace Select Edit

18 19 20 21 22 23 24 25 26 27 28 29 30 31 32 33 34 35

Literature Review
Online Literature Search

Ashok Kumar Jaryal, MD
Professor of Physiology, Associate Dean (Exams)
AIIMS, New Delhi

From Anshul Srivastava to Everyone
sir can + sign be used instead of * in search

Dr. Ritu Duggal
Dr. Karthik S
Dr. Aditya
Sridevi Padm...
Sarfrax bangi
Shweta Bhat
Rahul Minotra
rajesh
Kalpit Shaha

Unmute Start Video Participants 401 Chat 56 Share Screen Record Reactions Leave Meeting

Recording You are viewing Mr. Yogesh Kumar's screen View Options 01:37:24 Speaker View Exit Full Screen

Zotero demo - PowerPoint

File Home Insert Design Transitions Animations Slide Show Review View Help Tell me what you want to do

Clipboard New Slide Section Slides Font Paragraph Drawing Find Replace Select Edit

17 18 19 20

Zotero
Price: Free
Demo with
Mozilla Firefox and MS Word

Click to add notes

Mr. Yogesh Ku...
Navin.N
Dr. B K Singh
Sukanya
sparsch srivastava
Kalpit Shaha

Unmute Start Video Participants 382 Chat Share Screen Record Reactions Leave Meeting



Chettinad

Dental College & Research Institute

12:23 PM

863-6162-7516 Leave

Password: 103322

Recording

Anitha Nallusamy

Dr. Ritu Duggal

Dr. Md Feroze Hussain

Indian Orthodontic Society

Unmute Start Video Share Participants More

4:59 PM 0.00K/s 4G VoLTE

THE FILE WE UPLOADED TO THE JOURNAL WEBSITE Inbox

Joshua Martin

to me

[Hide details](#)

From: Joshua Martin joshua181093@gmail.com

To: prema arasu prema.arasu@gmail.com

Date: 21 Apr 2020, 2:48 PM

[View security details](#)

COMPARATIVE EVALUATION OF THE SHEAR BOND STRENGTH OF A NEW NANO- HYBRID FLOWABLE ORMOCER WITH CONVENTIONAL COMPOSITE

ABSTRACT

Background: The most important property of an orthodontic adhesive is durable bond strength which should withstand forces of orthodontic tooth movement and occlusal forces. Though conventionally used BisGMA based composite resin has wide clinical acceptance for

ccd_88_20.doc

Reply Reply all Forward



Chettinad

Dental College & Research Institute

1:00 PM

Close Participants (404)

Q Search

- AN Anitha Nallusamy (me)
- DA Dr Aditya (host)
- A Ashok (co-host)
- DS Dr Silju Mathe... (co-host)
- DR Dr. Ritu Duggal (co-host)
- DS Dr. Karthik S (co-host)
- MY Mr. Yogesh Kumar (co-host)
- SP Sridevi Padma... (co-host)
- IG 10860 Gopika
- P 7935PALLAVI
- AT a t
- AS Abhishek Singha Roy
- AS Afraa Sultan

Invite

5:01 PM ... 0.00K/s 4G VoLTE

Test 4.pdf Inbox

Joshua Martin
to kumar, me
[Hide details](#)

From: Joshua Martin joshua181093@gmail.com
To: kumar saravana saro_sk@yahoo.com
prema arasu prema.arasu@gmail.com
Date: 20 Apr 2020, 1:45 AM
[View security details](#)

Test number 4
Recent advances
18-04-2020

Test NO: 4
19.04.2020
Cleft lip & Palate:
Synopsis
- Introduction
- Etiology
- Etiopathogenesis
- Classification

PDF Test 4.pdf



Chettinad

Dental College & Research Institute

22.1 K/s 67% 11:56

Close

Participants (232)

Search

- SM Sagaya Mary (me)
- DA Dr Aditya (host)
- A Ashok (co-host)
- Dr Silju Mathew Preside... (co-host)
- DR Dr. Ritu Duggal (co-host)
- Sridevi Padmanabhan (co-host)
- DS Dr.Karthik S (co-host)
- JJ Jitus JARVIS (co-host)
- AT a t
- AS Abhishek Singha Roy
- A Abirami

Invite

1:17 PM

0.00K/s 4G VoLTE



Sriman - Drugs and OTM

Inbox



SrlmaN ViShNu

to me, naveenbdsksr


[Hide details](#)

From: SrlmaN ViShNu
srimanvishnu.vishnu@gmail.com

To: prema.arasu@gmail.com
naveenbdsksr@gmail.com

Date: 21 Apr 2020, 12:51 PM

[View security details](#)



CamScanne...2.46.21.pdf



Reply



Reply all



Forward



Chettinad

Dental College & Research Institute

37.1 K/s 41% 1:20

863-6162-7516
Password: 103322

Leave

Recording

Sagaya Mary

Mr. Yogesh Kumar

Kalpita Shaha

spash srivastava

Unmute Start Video Share Participants More

12:19 PM

Close **Participants (386)**

Search

Varalakshmi Orthod... (me)

DA Dr Aditya (host)

A Ashok (co-host)

Dr Silju Mat... (co-host)

DR Dr. Ritu Duggal (co-host)

DS Dr.Karthik S (co-host)

JJ Jitus JARVIS (co-host)

SP Sridevi Padma... (co-host)

AT a t

Chats Invite



Chettinad

Dental College & Research Institute

DEPARTMENT OF ORTHODONTICS AND DENTOFACIAL ORTHOPAEDICS

E-Teaching/Learning sessions for Post Graduate

Post Graduate academic schedule

DATE	TOPIC	PRESENTER	PARTIPANTS
20.04.2020	Management of orthodontic pain	Dr.Sriman	15




Sriman Vishnu's Zoom Meeting

Meeting ID 734-6860-8066

Host Sriman Vishnu

Password 12345

Invitation URL <https://us04web.zoom.us/j/73468608066?pwd=ejFpd011WmJJeS93dmRYRGx6a0lZQT09>

 Copy URL

Participant ID 520030



Chettinad
Dental College & Research Institute

Participants (15)

Find a participant

Navin.N (Me)

Sriman Vishnu (Host)

Annamalai Orthodontist

AN Anitha Nallusamy

Joshua Stalin

Nivethitha Bhaskar

PA Prema Anbarasu

PD Priya Darshini

Priyangha Ravi

SM Sagaya Mary

Saravanakumar Subramanian

D Somya Wilson

SUSHMITHA RAM

Varalakshmi Orthodontist

YJ Yamini Jeyaraj

Invite

Unmute Me

Raise Hand

Recording

00:28:49



Chettinad
Dental College & Research Institute

Recording

You are viewing Sriman Vishnu's screen

View Options

00:29:11 Speaker View Exit Full Screen

Orthodontic pain from causes to management – A review

Vinod krishnan
EJO 2009

Click to add notes

Participants: 15

Unmute Stop Video

Chat

Share Screen

Record

Reactions

Leave Meeting

Participants:

- Priya Darshini
- Navin.N
- Somya Wilson
- Priyanga Ravi
- Varalakshmi Orth...
- Yamini Jeyaraj
- Sagaya Mary
- Saravanakumar Sub...
- Joshua Stalin
- Anitha Nallusamy
- Prema Anbarasu
- Annamalai Orthodo...
- SUSHMITHA RAM
- Nivethitha Bhaskar
- Sriman Vishnu

Recording

00:31:13

Vibrations

The use of vibratory stimulation to reduce orthodontic pain was first reported by Marie et al., but on later it was found that most of the patients were not able to tolerate the vibrations, once the discomfort sets in. Thus, if used, it is recommended that it should be used prior to the onset of pain.

Marie SS, Powers M, Sheridan JJ 2003 Vibratory stimulation as a method of reducing pain after orthodontic appliance adjustment. Journal of Clinical Orthodontics 37:205–208

Click to add notes


Participants:

- Sriman Vishnu
- Navin.N
- Annamalai Orth...
- SUSHMITHA RAM
- Varalakshmi ...
- Yamini Jeyaraj



Chettinad
Dental College & Research Institute


Recording You are viewing Srirani Vishnu's screen View Options 00:11:24 Speaker View Exit Full Screen



Chettinad
Dental College & Research Institute

Erdoğan and Dinçer (2004), found that patients experienced more pain in anterior than in posterior teeth because of the differences in root surface area, increased involvement of anterior teeth during levelling, and greater use of anterior teeth for biting

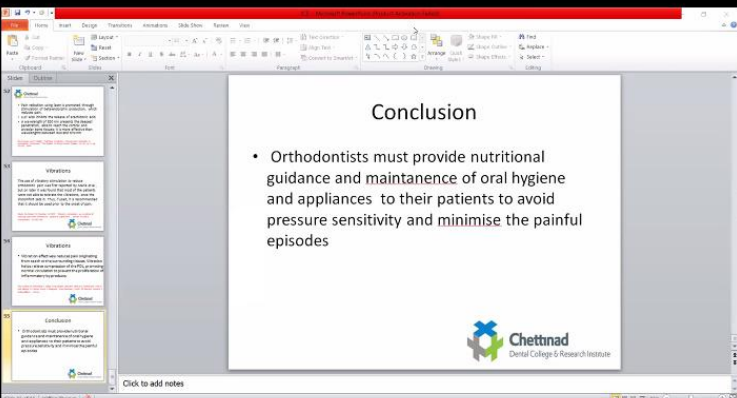
Erdoğan AME, Dinçer B 2004 Perception of pain during orthodontic treatment with fixed appliances EJO



Anitha Nallus...
Navin.N
Annamalai O...
Srirani Vishnu
Somya Wilson
Joshua Stalin

Unmute Stop Video Participants 14 Chat Share Screen Record Reactions Leave Meeting

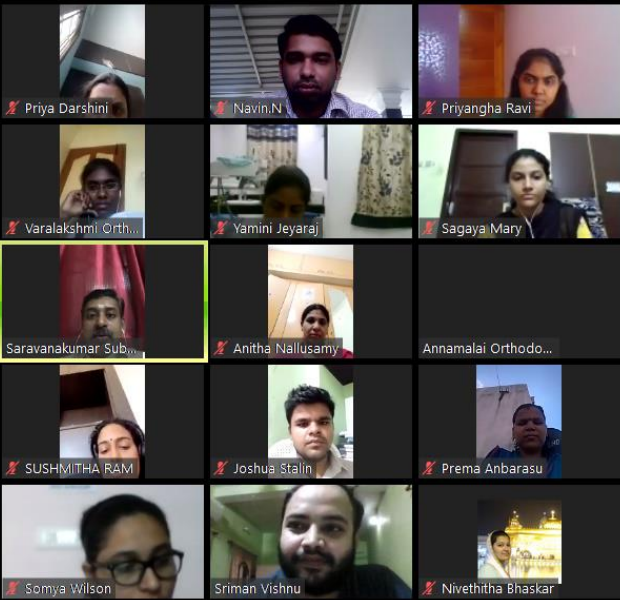
You are viewing Srirani Vishnu's screen View Options 00:32:56 Speaker View Exit Full Screen



Conclusion

- Orthodontists must provide nutritional guidance and maintenance of oral hygiene and appliances to their patients to avoid pressure sensitivity and minimise the painful episodes

Chettinad
Dental College & Research Institute




Priya Darshini
Navin.N
Priyanga Ravi
Varalakshmi Orth...
Yamini Jeyaraj
Sagaya Mary
Saravanakumar Sub...
Anitha Nallusamy
Annamalai Orthodo...
SUSHMITHA RAM
Joshua Stalin
Prema Anbarasu
Somya Wilson
Srirani Vishnu
Nivethitha Bhaskar

Unmute Stop Video Participants 15 Chat 1 Share Screen Record Reactions Leave Meeting



Chettinad
Dental College & Research Institute

You are viewing Ketan Vakli LM 125's screen View Options 00:31:04 Speaker View Exit Full Screen



WEBINAR

CATEGORY IV & V

Presentation by:
Dr. Ketan. K. Vakli
Chairman, IBO (2019-20)

00:45

INDIAN BOARD OF ORTHODONTICS

SLM 9360 N...

LM 2390 SU...

Ketan Vakli LM ...

LM2353 Dr Kavi...

Hita Rangarajan

Unmute Start Video 361 Participants 6 Chat Share Screen Record Reactions Leave Meeting

You are viewing LM 0416 Mala Manohar's screen View Options 01:13:28 Speaker View Exit Full Screen

How IBO Evolved The Clinician In Me

National IBO Awareness Programme Webinar
19-20 April. 2020.

Dr. Mala Ram Manohar
Professor & Head
College Of Dental Sciences
Davangere

INDIAN BOARD OF ORTHODONTICS

SLM 9360 N...

Ketan Vakli LM...

LM2353 Dr Kavi...

LM 0416 Mala ...

Vikas Mehrotra

LM 1977 Aravin...

Joyal M Johnson

KD DENTAL COL...

Jas Kirat Singh

Dr Ranjit Manne

bhavin gayw...

From LM 1253 Murli Sastri to Everyone
Excellent presentation Vakli Sir

Unmute Start Video 324 Participants 15 Chat Share Screen Record Reactions Leave Meeting



Chettinad
Dental College & Research Institute

Recording You are viewing iPad (2)Krushna's screen View Options 00:42:14 Speaker View Exit Full Screen

Study Design in Clinical Research

Dr. Krushna Bhatt
OMFS, CDER,
AIIMS, New Delhi

Participants: 520 Chat: 4 Share Screen Record Reactions Leave Meeting

0:29:02

SLM 9360 N...

Siju Mathew ...

Prabhat Kc Mob...

Indian Ortho...

iPad (2)Krushna

Recording You are viewing Dr. Ritu Duggal's screen View Options 00:39:46 Speaker View Exit Full Screen

Basic Research Methodology - Microsoft PowerPoint

Basic Research Methodology Course in Orthodontics

Dr. Ritu Duggal
Chief, CDER
Professor and Head
Division of Orthodontics and Dentofacial Deformities

Participants: 522 Chat: 3 Share Screen Record Reactions Leave Meeting

0:26:35

Dr. Ritu Duggal

SLM 9360 N...

Siju Mathew ...

Prabhat Kc Mob...

Indian Ortho...

Monika Khair...



Chettinad
Dental College & Research Institute

Recording **LIVE** on Facebook

You are viewing Prof Jean-Marc Retrouvey's screen

View Options

Exit Full Screen

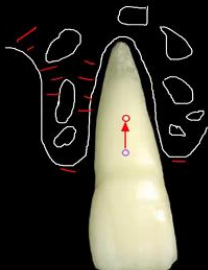
Orthodontics & Dentofacial Orthopedics

Orthodontics & Dentofacial Orthopedics


Our graduates are changing lives across the globe.

0:00:07

Center of resistance of a tooth



- The tooth being a constrained body, the center of resistance is not the center of gravity.
- The center of resistance is more apical to the center of gravity.



Prof Jean-Marc Retrouvey

Audio Settings

Chat

Raise Hand

Q&A

Leave Meeting


41.5 K/s

WIFI


37%

12:28


Recording




Sagaya Mary



iPad (2)Krushna



Shuvadeep Dutta



Dr. Ritu Duggal

12:23 PM

863-6162-7516

Password: 103322

Leave

Recording




Anitha Nallusamy



Dr. Ritu Duggal



Dr. Md Feroze Hussain



Indian Orthodontic Society

Unmute

Start Video

Share

Participants

More