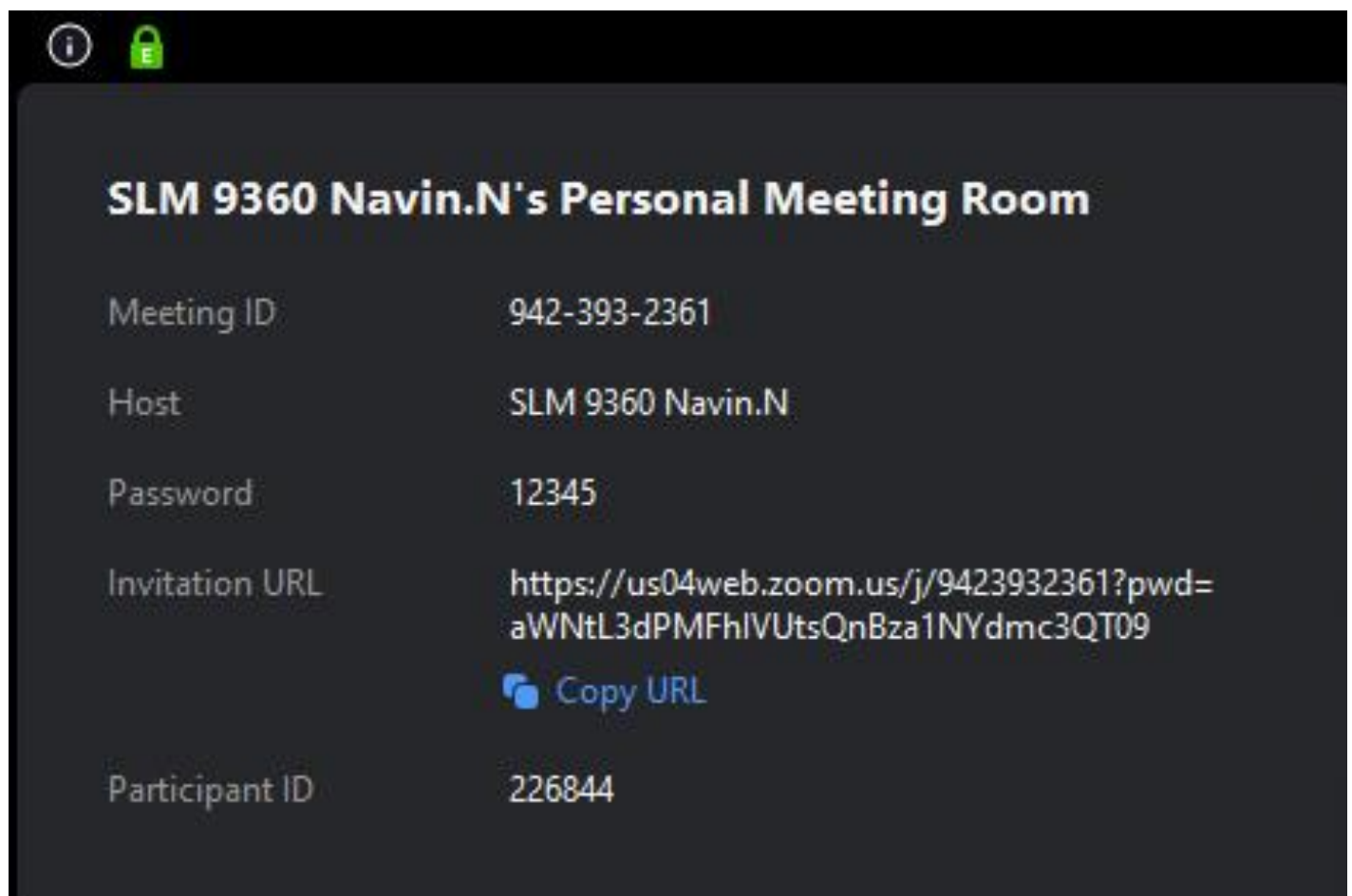


**DEPARTMENT OF ORTHODONTICS AND DENTOFACIAL ORTHOPAEDICS**

**E-Teaching/Learning sessions for Post Graduate**

**Post Graduate academic schedule**

DATE	TOPIC	PRESENTER	PARTIPANTS
27.04.2020	Enmass versus two step retraction	Dr.Navin	15




**SLM 9360 Navin.N's Personal Meeting Room**

Meeting ID 942-393-2361

Host SLM 9360 Navin.N

Password 12345

Invitation URL <https://us04web.zoom.us/j/9423932361?pwd=aWNtL3dPMFhIVUtsQnBza1NYdmc3QT09>

 Copy URL

Participant ID 226844



# Chettinad

Dental College & Research Institute

Participants (15)

Find a participant

- Navin.N (Me)
- Sriman Vishnu (Host)
- AN Anitha Nallusamy
- Annamalai Orthodontist
- Joshua Stalin
- Nivethitha Bhaskar
- PA Prema Anbarasu
- PD Priya Darshini
- Priyanga Ravi
- SM Sagaya Mary
- SI Saravanan's iPhone
- D Somya Wilson
- SR SUSHMITHA RAM
- Varalakshmi Orthodontist
- YJ Yamini Jeyaraj

Invite

Unmute Me

Raise Hand

Zoom 40-Minutes

Recording... Remaining Meeting Time: 02:09 | Upgrade to Pro 00:19:54 Speaker View

Yamini Jeyaraj	SLM 9360 Navin.N	Sagaya Mary	Annamalai Orthodontist	SUSHMITHA
Anitha Nallusamy	Somya Wilson	Priyanga Ravi	Sriman Vishnu	Joshua Stalin
Priya Darshini	Saravanan's iPhone	Varalakshmi Orthodontist	Prema Anbarasu	Nivethitha Bhaskar

Mute Start Video Security Manage Participants Chat Share Screen Pause/Stop Recording Reactions End Meeting

Type here to search

ENG 10:04 AM 4/27/2020



**Chettinad**  
Dental College & Research Institute

You are viewing SLM 9360 Navin.N's screen View Options 00:01:15 Speaker View Exit Full Screen

## EFFECTIVENESS OF EN MASSE VERSUS TWO-STEP RETRACTION: A SYSTEMATIC REVIEW AND META-ANALYSIS

BY  
Dr Navin.N  
Dept. of Orthodontics  
CDCRI

SLM 9360 Navin.N

SLM 9360 Navin.N

Sriman Vishnu

Varalakshmi Orth...

Yamini Jeyaraj

Mute Start Video Participants Chat Share Screen Record Reactions Leave Meeting

You are viewing SLM 9360 Navin.N's screen View Options 00:01:49 Speaker View Exit Full Screen

### About the article

**Title:** Effectiveness of en masse versus two-step retraction: a systematic review and meta-analysis

**Author:** Mumen Z. Rizk, Hisham Mohammed, Omar Ismael and David R. Bearn

**Year:** 2017

**Volume:** 18

**Page no:** 41

**Journal:** Progress in orthodontics

SLM 9360 Navin.N

SLM 9360 Navin.N

Sriman Vishnu

Varalakshmi Orth...

Yamini Jeyaraj

Mute Start Video Participants Chat Share Screen Record Reactions Leave Meeting



You are viewing SLM 9360 Navin.N's screen View Options 00:02:48 Speaker View Exit Full Screen

**Anterio-posterior movement of the upper central incisors in millimeters:**

En masse with miniscrews	Two-step with conventional anchorage
➤ Al-Sibaie and Hajeer et al	➤ Al-Sibaie and Hajeer et al
Greater amount of retraction	Lesser amount of retraction
➤ Remaining four studies	➤ Remaining four studies
No significant differences	No significant differences

Participants: 7 Chat Share Screen Record Reactions Leave Meeting

## Risk of bias/quality assessment

- The **Cochrane risk of bias tool** was used to assess the methodological quality of the **RCTs**.
- The **Newcastle-Ottawa Scale** was used to assess the quality of the **non-randomized prospective controlled trials**

Mute Start Video Security Manage Participants New Share Pause Share Annotate Remote Control More

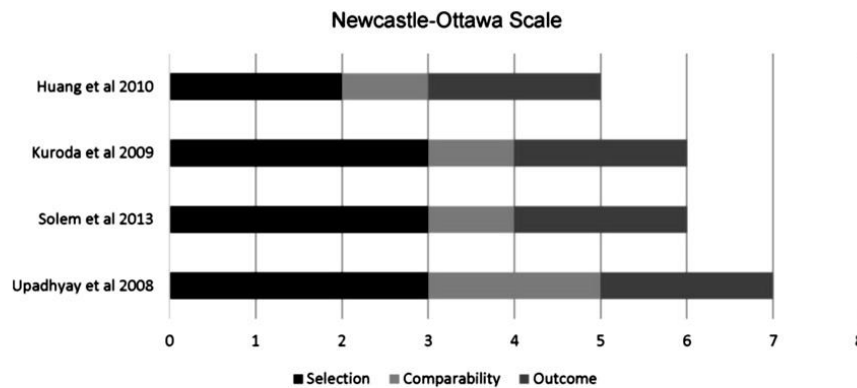
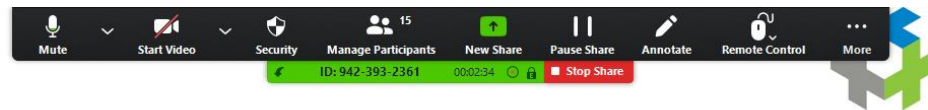
ID: 942-393-2361 00:00:16 Stop Share

SLM 9360 Navin.N

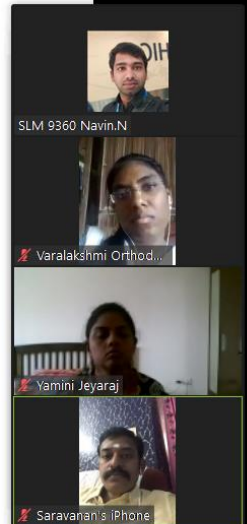
Varalakshmi Orthod...

Yamini Jeyaraj





### Quality assessment of the prospective non-randomized trials




### Comparison group 2 (en masse with miniscrews versus two-step with conventional anchorage)



Figure 14 Start of anamniotic retention performed with the



00:02:19 Speaker View Exit Full Screen





**Chettinad**  
Dental College & Research Institute

You are viewing Professor Dr. Sridhar Premkuma... View Options 01:10:23 Speaker View Exit Full Screen

Indore.pptx - PowerPoint

FILE HOME INSERT DESIGN TRANSITIONS ANIMATIONS SLIDE SHOW REVIEW VIEW

Clipboard Copy Paste Cut Format Painter New Slide Slides Layout Reset Section

Font Paragraph Drawing

24 A A Text Direction Align Text Convert to SmartArt

Shape Fill Shape Outline Shape Effects Find Replace Select

1 2 3 4 5 6

Sridhar Premkumar  
Professor and Head,  
Department of Orthodontics and Dentofacial  
Orthopaedics,  
Government Dental College,  
Chennai, Tamil Nadu

SLIDESHOW

Click to add notes

SLIDE 1 OF 92 ENGLISH (INDIA)

NOTES COMMENTS

Unmute Start Video

Participants 910 Chat 15 Share Screen Record Reactions

Leave Meeting

Ajay KUBavat

SLM 9360 N...

Professor Dr. Sr...

Girish Karan...

Ashish Garg

Slm 9556 subhik...

You are viewing Siddharth Shetty's screen View Options 02:17:53 Speaker View Exit Full Screen

Presentation2

Home Insert Draw Design Transitions Animations Slide Show Review View

Paste New Slide Section Layout Reset

Office Update To keep up to date with security updates, fixes and improvements, choose Check for Updates. Check for Updates

1 2 3 4

Risk Management in Orthodontics: Experts' Guide to Malpractice  
Hardcover – 30 April 2004  
by T.M. G... (Author), T. Eliades - (Author), A. E. Athanasiou (Author)

See all formats and editions

Hardcover

Picture

Deliver to Siddharth - Mangaluru 575002

Specialists in Europe and the US have contributed the 15 chapters of this text, which defines the etiology of conditions that may occur from orthodontic treatment and methods for recognizing malpractice aspects and avoiding malpractice in orthodontic treatment. With particular attention to pain.

Report incorrect product information.

Follow the Author T. Eliades

Format Background Design Ideas

Slide 2 of 4 English (United States)

Unmute Start Video

Participants 852 Chat 96 Share Screen Record Reactions

Leave Meeting

Professor Dr. Sr...

SLM 9360 N...

SLM 8986 Moni...

Ashish Garg

Siddharth Shetty

Girish Karandikar



You are viewing Ajay Kubavat's screen View Options 02:21:36 Speaker View Exit Full Screen

AutoSave OFF Outline of Paper-II, Weightage and Questions — Saved to my Mac Share Comments

Home Insert Draw Design Transitions Animations Slide Show Review View

Paste New Slide B I U X<sup>2</sup> X<sub>2</sub> Aa Convert to SmartArt Picture Drawing Sensitivity Design Ideas

60 Weightage

61 Preparing for Exams

62 Plan of Study

63 Test Study Tips

64 Allocation of time for Questions

Click to add notes

### Allocation of time for Questions

- Paper II is of 75 Marks
- Having 2 long questions of 20 marks each means 40 marks
- Having short 7 short Questions of 5 marks each means 35 marks
- So 180 minutes divided half-half for long and short questions i.e. 90 minutes
- So you shouldn't allocate more than 45 minutes to each long question
- And approximately not more than 12-13 minutes for each short questions
- Keep 5 minutes at the beginning and at the end, to plan formulate and summarise the answers.

Slide 64 of 79 English (United States) Notes Comments 90%

Unmute Start Video Participants 837 Chat 99 Share Screen Record Reactions Leave Meeting

You are viewing Girish Karandikar's screen View Options 02:31:29 Speaker View Exit Full Screen

PowerPoint File Edit View Insert Format Arrange Tools Slide Show Window Help

Macintosh HD All Folders Other Folder iOS Webinar Etch-Bond BVP Stuff FLive RVisit

Eastman Correction.pptx

Screen Shot 2020-0...9:42 pm

Screen Shot 2020-0...9:44 pm

Screen Shot 2020-0...3:01 pm

Screen Shot 2020-0...6:04 pm

Screen Shot 2020-0...6:29 pm

Screen Shot 2020-0...5:58 pm

Chetan QnA webinar ppt Search in Presentation Share

Home Insert Design Transitions Animations Slide Show Review View

Paste Slides B I U X<sup>2</sup> X<sub>2</sub> Aa Paragraph Insert Drawing

13, 14, 15, 9, 8, 7, 6, 5, 4, 3, 2, 1, 2, 3, 4, 5, 6, 7, 8, 9, 10, 11, 12

### Management of High angle Class II patients

- Hierarchy based on Proffit's view
  - Functional appliances with high bite blocks and Headgear
  - Functional appliance with bite blocks
  - Intrusion splint with Headgear
  - Headgear to upper molars

Slide 1 of 9 English (United States) Notes Comments 59%

Unmute Start Video Participants 774 Chat Share Screen Record Reactions Leave Meeting





You are viewing Admin's screen   View Options   02:43:53   Speaker View   Exit Full Screen

Can you tell me the mode of action of functional appliances ....

Participants: 727   Chat: 2   Share Screen   Record   Reactions   Leave Meeting

Participants: Sridevi Padman..., SLM 9360 N..., Ashish Garg, Professor Dr. Sr..., Girish Karandikar, Admin

You are viewing Dr.Anand Patil's screen   View Options   00:06:09   Speaker View   Exit Full Screen

**Wick Alexander :**

ALEXANDER

87

Participants: 671   Chat: 6   Share Screen   Record   Reactions   Leave Meeting

Participants: Dr.Anand Patil, SLM 9360 N..., keerthi kavya, Professor Dr. Sr..., Jayesh Rahalkar, CHETAN JAYADE



Recording You are viewing LM 1337 Dr.Rajaganesha Gautam's screen View Options 00:11:58 Speaker View Exit Full Screen

## PROGNOSTIC INDICATORS

**alpha angle (°)**

A.

**d distance (mm)**

B.

**sector (1-5)**

C.

Unmute Start Video Participants 513 Chat 11 Share Screen Record Reactions Leave Meeting

You are viewing Siddharth Shetty's screen View Options 02:18:47 Speaker View Exit Full Screen

AutoSave OFF Presentation2

Home Insert Draw Design Transitions Animations Slide Show Review View

Office Update To keep up to date with security updates, fixes and improvements, choose Check for Updates.

Slide 1 of 4 English (United States)

**Athanasios AE, Graber TM. Temporomandibular disorders and orthodontics. In: Graber TM, Eliades T, Athanasios AE, eds. Risk Management in Orthodontics: Experts' Guide to Malpractice. Chicago: Quintessence Publishing Co. 2004:145-66.**

Chapter (PDF Available) · January 2004 with 511 Reads

[Cite this publication](#)

**Athanasios E Athanasios**  
at 34.12 · European University Cyprus

Format Background Design Ideas

**Animate as Background**  
Add ambient motion to your background picture to enhance your slide

Unmute Start Video Participants 859 Chat 96 Share Screen Record Reactions Leave Meeting





## Seminar on Banding & Bonding (Priyanga R) ★




me

To [Nivethitha Bhaskar](#)

27 Apr at 1:58 pm

📎 1 attachment



Banding and....pptx

2.6MB

9:22 AM

41.4K/s 4G VoLTE



## Sriman - Assignment on genetics and its influence in orthodontics ★



Inbox



SriImaN ViShNu

to me


[Hide details](#)

From: SriImaN ViShNu  
[srimanvishnu.vishnu@gmail.com](mailto:srimanvishnu.vishnu@gmail.com)

To: [prema.arasu@gmail.com](mailto:prema.arasu@gmail.com)

Date: 27 Apr 2020, 9:07 AM

[View security details](#)



CamScanne...9.05.09.pdf



Delete



Move to



Forward



Reply



More



## DEPARTMENT OF ORTHODONTICS AND DENTOFACIAL ORTHOPAEDICS

### E-Teaching/Learning sessions for Post Graduate

#### Post Graduate academic schedule

DATE	TOPIC	PRESENTER	PARTIPANTS
28.04.2020	Banding and bonding in orthodontics	Dr.Priyanga	15

**Meeting Topic:** Priyanga Ravi's Zoom Meeting

**Host:** Priyanga Ravi

**Password:** 12345

**Invitation URL:** <https://us04web.zoom.us/j/71368307778?pwd=Q25NRXVF...>  
[Copy URL](#)

**Participant ID:** 392235



Join Audio

Computer Audio Connected



Share Screen



Invite Others



**Chettinad**  
Dental College & Research Institute

Participants (15)

Find a participant

- Navin.N (Me)
- Sriman Vishnu (Host)
- AN Anitha Nallusamy
- Annmalai Orthodontist
- Joshua Stalin
- Nivethitha Bhaskar
- PA Prema Anbarasu
- PD Priya Darshini
- Priyanga Ravi
- SM Sagaya Mary
- SI Saravanan's iPhone
- D Somya Wilson
- SR SUSHMITHA RAM
- Varalakshmi Orthodontist
- YJ Yamini Jeyaraj

- ☐
- ☒
- ☐
- ☐
- ☐
- ☐
- ☐
- ☐
- ☐
- ☐
- ☐
- ☐
- ☐
- ☐
- ☐

Invite

Unmute Me

Raise Hand

Recording

00:07:25 Speaker View

Varalakshmi Orthod...

Navin.N

Sriman Vishnu

Annmalai Orthodon...

Priya Darshini

Prema Anbarasu

Anitha Nallusamy

Somya Wilson

Saravanan's iPhone

Joshua Stalin

Sagaya Mary

Yamini Jeyaraj

SUSHMITHA

Nivethitha Bhaskar

Priyanga Ravi

Unmute Stop Video

Participants Chat Share Screen Record Reactions

Leave Meeting

Type here to search

ENG IN 9:39 AM 4/28/2020 26



You are viewing Priyanga Ravi's screen View Options 00:06:06 Speaker View Exit Full Screen

The shared content is fit to your screen. To see the original size, click "Original size" in the menu.

**Banding and Bonding (Priyanga Ravi)**

FILE HOME INSERT DESIGN TRANSITIONS ANIMATIONS SLIDE SHOW REVIEW VIEW

Cut Copy Paste Format Painter Clipboard Slides

Layout Reset Section New Slide

Font Paragraph Drawing Editing

Text Direction Align Text Convert to SmartArt

Shape Fill Shape Outline Shape Effects Find Replace Select

Chettinad Dental College & Research Institute

# BONDING AND BANDING IN ORTHODONTICS

Dr Priyanga Ravi  
Dept. Of Orthodontics  
CDCRI

1 BONDING AND BANDING IN ORTHODONTICS  
2 BANDING  
3 CONTENTS  
4 HISTORY  
5 INDICATIONS


SLIDE 1 OF 73 ENGLISH (INDIA)

Unmute Start Video Participants Chat Share Screen Record Reactions Leave Meeting

Zoom 40-Minutes You are viewing Priyanga Ravi's screen View Options 00:06:16 Speaker View

Chettinad Dental College & Research Institute

# BANDING



- ❖ Fixed appliances : tooth bands and arch wires
- ❖ Tooth bands are made up of metals and provides for attachment of auxiliaries like brackets, buccal tubes, lingual buttons etc.
- ❖ Auxiliaries can be either welded or soldered to the bands.
- ❖ Banding offers superior reliability & avoids occlusal interferences (Fricker, 1997).
- ❖ 1980s : Fixed attachment was put on a band that could be cemented to a tooth.

Unmute Start Video Participants Chat Share Screen Record Reactions Leave Meeting

Type here to search

ENG 9:38 AM 4/28/2020





Zoom 40-Minutes You are viewing Priyanga Ravi's screen View Options

Recording 00:08:12 Speaker View

## BANDING



- ❖ Fixed appliances : tooth bands and arch wires
- ❖ Tooth bands are made up of metals and provides for attachment of auxiliaries like brackets, buccal tubes, lingual buttons etc.
- ❖ Auxiliaries can be either welded or soldered to the bands.
- ❖ Banding offers superior reliability & avoids occlusal interferences (Fricker, 1997).
- ❖ 1980s : Fixed attachment was put on a band that could be cemented to a tooth.

Unmute Stop Video Participants Chat Share Screen Record Reactions Leave Meeting

Type here to search

ENG IN 9:40 AM 4/28/2020 26

Zoom 40-Minutes You are viewing Priyanga Ravi's screen View Options

Recording Remaining Meeting Time: 09:05 00:27:11 Speaker View

- **Crypsis**, [Orec (Beaverton, Ore)]; a 2-paste dual-cure bracket adhesive was introduced in 1986.
- The 2-paste material was a **color changing adhesive**.
- This color characteristic allowed the operator to see the composite flash around the bracket base and remove it before it polymerized.
- The color-change was a function of the light-cure catalyst.

Unmute Stop Video Participants Chat Share Screen Record Reactions Leave Meeting

Type here to search

ENG IN 9:59 AM 4/28/2020 26





**Chettinad**  
Dental College & Research Institute

Recording You are viewing Sridevi Padmanabhan's screen View Options 00:55:32 Speaker View Exit Full Screen

PowerPoint presentation content:

- DEPARTMENT OF ORTHODONTICS  
SRIHER COLLEGE OF DENTISTRY  
IN ASSOCIATION WITH  
INDIAN ORTHODONTIC SOCIETY  
NATIONAL SYMPOSIUM  
ON M.B.S. EXAMS  
24th & 25th January - 2020
- DEPARTMENT OF ORTHODONTICS  
SRIHER COLLEGE OF DENTISTRY  
IN ASSOCIATION WITH  
INDIAN ORTHODONTIC SOCIETY  
NATIONAL SYMPOSIUM  
ON M.B.S. EXAMS  
25th to 28th April - 2020  
(Secretary to be notified)

Participants:

- Sridevi Padmanabhan
- SLM 9360 N...
- Girish Karan...
- Ashish Garg
- Dr Siju Math...
- Siddarth She...
- Admin
- Madhan B
- Reena Goyal
- SLM 9072 dr.Sur...
- Chaitree De
- Bhawna verma
- Ankita Jangde
- SLM10043 Dr. S...
- Gunj
- Shruthi Sasikumar
- SLM 8707- Srut...
- Aparna Anand
- Stanly selva ku...
- Dr.DEEPAAK B...
- SLM10724 Dr. P...
- SLM 7383 DR AJ...
- SUBI SINGH
- Suma Nukala

From SLM8643 BESTY LEVI to Everyone  
Thank you Sidharth sir for a wonderful session

Unmute Start Video Participants 779 Chat 21 Share Screen Record Reactions Leave Meeting

Recording You are viewing Sridevi Padmanabhan's screen View Options 00:55:47 Speaker View Exit Full Screen

Long case presentation

Sridevi Padmanabhan  
Faculty of Dental Sciences, SRIHER  
Hon. Secretary, IOS

Participants:

- Sridevi Padmanabhan
- SLM 9360 N...
- Girish Karan...
- Ashish Garg
- Dr Siju Math...
- Siddarth She...

Unmute Start Video Participants 779 Chat 21 Share Screen Record Reactions Leave Meeting



Options ▾

Recording 01:35:50 Speaker View

**ORTHODONTIC FINISH LINE**  
**REVISITED**  
**Clinical Wire Bending**  
Madhan.B,  
JIPMER, Puducherry

Sridevi Padm...

SLM 9360 N...

Ashish Garg

Dr Brajendu

Madhan B

LM 1432 Dr ...

SLM 10692 Sant...

Maulik Bhatt

Samiksha Chopra

SLM 10177 Kris...

Makani Nave...

SLM 9586 La...

LM 1624 Dr Trip...

SLM9555 Dr ...

Siddarth Shetty

Anjali Khokade

sunkara anupama

Dr Siju Math...

Archana Guru

Varun Gupta Sl...

From Dr B K Singh to Everyone  
sir please send again the script of case 2

Unmute Start Video

Participants 859 Chat 8 Share Screen Record Reactions

Type here to search

ENG 12:41 PM 4/28/2020

Leave Meeting

You are viewing Madhan B's View Options ▾

Recording 01:58:24 Speaker View

**Sample Checklist – PG Spring** 19

No	Parameter	Yes	No	Comment
1	Correct wire used			
2	1. Correct side			
	2. Correct Coil position and size			
	3. Correct Ovoid loops (size, shape, Overlap)			
DESIGN	4. Alpha bend as prescribed			
	5. Sweep in posterior leg as prescribed			
	6. Anti-rotation bends as prescribed			
	7. Transverse plane of wire re-established distal to coil			
	8. Anterior stop bend appropriate			
	9. Appropriate anterior section bend ( if vertical slot)			
3	Inserted correctly			
4	Activated Correctly			
5	No tissue impingement			
6	Anchorage managed correctly			

0:21:27

Yagnesh Rajpara

SLM 9360 N...

SLM 10993 Shar...

Madhan B

dharmender red...

Unmute Start Video

Participants 872 Chat 17 Share Screen Record Reactions

Type here to search

ENG 1:04 PM 4/28/2020

Leave Meeting



**Chettinad**  
Dental College & Research Institute

You are viewing Girish Karandikar's screen View Options

Recording 02:35:10 Speaker View

### Occlusion Fundas.. Revisited For Clarity

**Class One Occlusion To Malocclusion: II & III**

Mandible is slung from the Skull with Muscles

Dr. Ravindra Jain, Chennai

**True Class II<sub>1</sub>**  
U6, move >> 0 mm - 0.5 mm  
BFA may work with FMS

**True Class II<sub>2</sub>**  
L6, move >> 6 mm - 0.5 mm

**True Class III**

**Formation of Class II Genesis Fundamentals**

**Using Growth Spurts**

Pubertal	Juvenile	Infantile
10-13	6-7 Yrs	About 3 Yrs
< 3 Yr	7-9 Yrs	

Envelope of Discrepancy

Orthodontics alone  
Orthodontics + Orthopedics  
Skeletal anchorage  
Surgery

// Created for Dr. Girish Karandikar, +91-9892636557, drgirishk1976@gmail.com, for a Webinar, 105, April 25, 2020, by AA Creations, Bombay //

Unmute Start Video Participants 849 Chat 34 Share Screen Record Reactions Leave Meeting

Type here to search

ENG IN 1:41 PM 4/28/2020

You are viewing Girish Karandikar's screen View Options

Recording 02:58:40 Speaker View

## Eastman Correction and Centrographic analysis

Dr Chetan Jayade

From Ravi Jhamb to Everyone  
Special thanks to Dr. Girish Karandikar sir...Thank you so much sir ...

Unmute Start Video Participants 802 Chat 40 Share Screen Record Reactions Leave Meeting

Type here to search

ENG IN 2:04 PM 4/28/2020





# Chettinad

Dental College & Research Institute

12:07 15%

Close Participants (799)

Search

D

Somya Wilson (me)

AG

Ashish Garg (host)

Sridevi Padmanabhan (co-host)

a

Agraj Sharma SLM... (co-host)

Ankita Jangde (co-host)

AR

Ankita rawat (co-host)

Chaitree De (co-host)

Dr Silju Mathew Preside... (co-host)

D

Dr. Roshni Mahajan (co-host)

DS

Dr. Sunita Marothiya (co-host)

SS

Siddarth Shetty (co-host)

Pallavi Kuliya

Invite

0.05 K/s 37% 3:31

←

Mary- seminar presentation Add label ☆

P

Priya Raymond

to Nivethitha

Hide details

From: Priya Raymond raymond.priya@gmail.com

To: Nivethitha Bhaskar nivibhaskar@gmail.com

Date: Apr 28, 2020, 3:30 PM

View security details

P

GROWTH R...IONS.pptx

Reply

Reply all

Forward



# Chettinad

Dental College & Research Institute

9:09 AM

... 4G



## seminar - cleft lip and palate

Add label



varalakshmi raja 9:09 am  
to rsushmi



Chettinad  
Dental College & Research Institute

### CLEFT LIP & PALATE



cleft lip an...te ppt.pdf



Reply



Reply all



Forward

1:38 PM 79.8KB/s

4G 48

Close

Participants (853)



Search



Joshua Stalin (me)



Ashish Garg (host)



SLM 9985Shreya Mishra



SLM 9541 swathi v



Dr Maheshwari Patil



Rutuja Devadkar



Siddarth Shetty (co-host)



Agraj Sharma SL... (co-host)



Ankita Jangde (co-host)



Chaitree De (co-host)



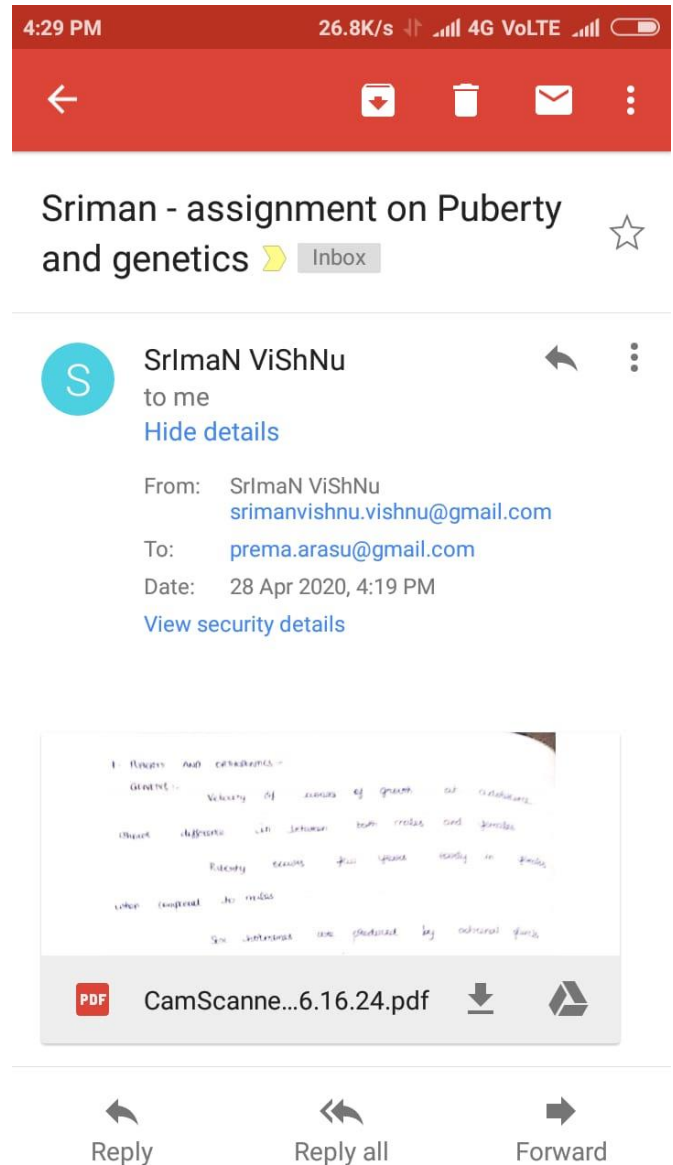
Invite





# Chettinad

Dental College & Research Institute





# Chettinad

Dental College & Research Institute

4:52 PM

0.00K/s 4G VoLTE



Mam i am tracing my thesis sample.

Inbox



Priyadarshini S

to me

[Hide details](#)

From: Priyadarshini S [spd\\_0493@yahoo.com](mailto:spd_0493@yahoo.com)

Reply to: [spd\\_0493@yahoo.com](mailto:spd_0493@yahoo.com)

To: [prema.arasu@gmail.com](mailto:prema.arasu@gmail.com)

Date: 28 Apr 2020, 4:14 PM

[View security details](#)

Sent from Yahoo Mail on Android



Sukesh.oneceph



Sathya moorthy.oneceph



Reply



Reply all



Forward

## DEPARTMENT OF ORTHODONTICS AND DENTOFACIAL ORTHOPAEDICS

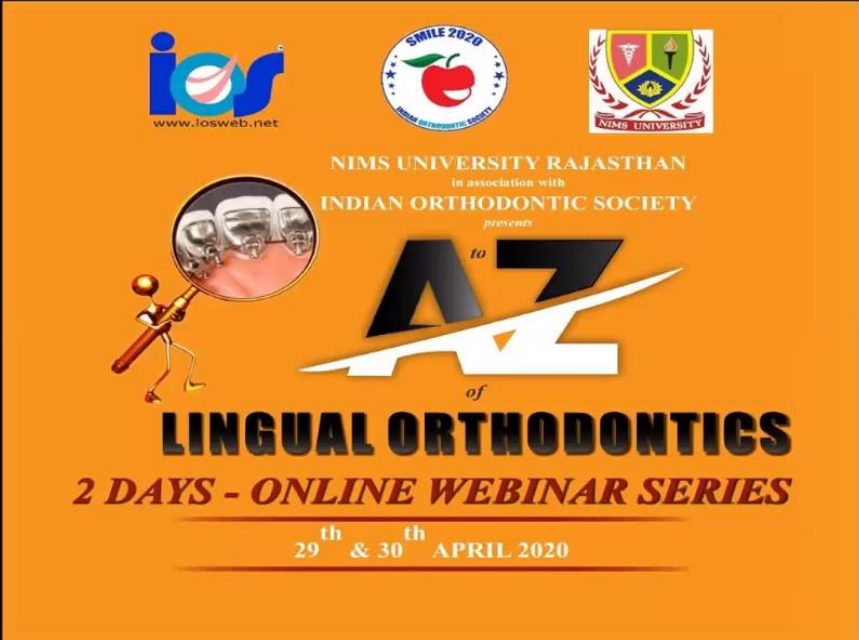
### E-Teaching/Learning sessions for Post Graduate

#### Post Graduate academic schedule

DATE	TOPIC	PARTIPANTS
29.04.2020	A-Z Lingual orthodontics-webinar	15

Zoom

Recording **LIVE** on Facebook



Sridevi Padmana...

Audio Settings ^

Chat 2 Raise Hand Q&A

Leave Meeting

Type here to search

99+ Ps Chrome WhatsApp

ENG IN 9:25 AM 4/29/2020



**Chettinad**  
Dental College & Research Institute

Zoom You are viewing Divyaroop Rai's screen View Options

Recording LIVE on Facebook

**AZ of LINGUAL ORTHODONTICS**

**HIRO SETUP**

**DR. ARAVIND M.**  
(Karnataka, India)

Principal Sponsor:  
**Berinnov**  
advanced orthodontic systems

Sridevi Padmanabhan

Audio Settings Chat Raise Hand Q&A Leave Meeting

Type here to search

Windows taskbar: 9:26 AM 4/29/2020

Zoom

Recording LIVE on Facebook

1:25:24

**STRICTLY ADHERE TO PRINCIPLES**

- Make Excellent Impression
- Study Lingual surface anatomy & modify accordingly
- Make/ Get a good Setup - do as much perfect as you can
- Do fail proof Bonding
- First create space before attempting decrowding/derotation
- Do Partial Canine Retraction
- Don't engage flexible wire in all brackets
- Prepare arch first
- Follow Biomechanical Principles religiously/Don't Bypass

**INSTITUTE OF LINGUAL ORTHODONTICS**

Dr. Sanjay Labh

Audio Settings Chat Raise Hand Q&A Leave Meeting

Type here to search

Windows taskbar: 10:52 AM 4/29/2020





**Chettinad**  
Dental College & Research Institute

Zoom    You are viewing Dr. Jignesh Kothari's screen    View Options

Recording **LIVE** on Facebook

0:05:04

Dr. Jignesh Kothari

Audio Settings    Chat (13)    Raise Hand    Q&A (2)    Leave Meeting

Type here to search

ENG IN 11:40 AM 4/29/2020

Zoom    Recording **LIVE** on Facebook

0:35:21

Dr. Jignesh Kothari

Audio Settings    Chat (13)    Raise Hand    Q&A (2)    Leave Meeting

Type here to search

ENG IN 12:11 PM 4/29/2020





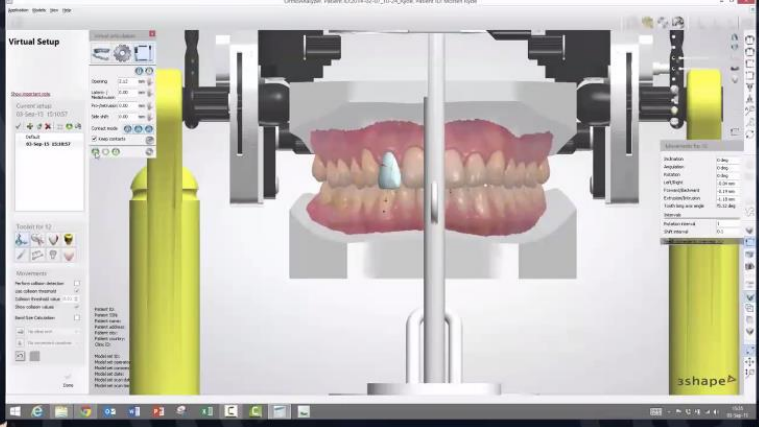
**Chettinad**  
Dental College & Research Institute

Zoom

Recording **LIVE** on Facebook

0:42:23

Virtual Articulation helps create a ideal set up for dynamic occlusion



www.invisiblebraces.co.in

www.ilingualbraces.com

Audio Settings

Chat 13 Raise Hand Q&A 2

Leave Meeting

Type here to search

ENG IN 12:18 PM 4/29/2020

Recording **LIVE** on Facebook

You are viewing Dr. Jignesh Kothari's screen

View Options

Exit Full Screen

0:00:00



Design is not just what it looks like and feels like.  
**It is how it works**  
-Steve Jobs

www.invisiblebraces.co.in

www.ilingualbraces.com

Audio Settings

Chat Raise Hand Q&A

Leave Meeting



**Chettinad**  
Dental College & Research Institute

Zoom Recording

**Salient features**

- Covers the entire panorama of science and clinical practice of orthodontics, compiled in 80 chapters and further organised into 18 sections.
- Detailed approach to orthodontic treatment with contemporary methods and techniques.
- Each section allows students progressively attain knowledge and clinical training in a stepwise manner.
- Each chapter offers an easy-to-follow outline and a smooth flow in text with subheadings, further supported by boxes and flowcharts to enhance comprehension.

**Dr. Jignesh Kothari**  
Mumbai, India

**Principal Sponsor**  
**Berinnov**  
advanced orthodontic systems

Dr. Jignesh Kothari

1:06 PM 4/29/2020

Zoom You are viewing Divyaroop Rai's screen View Options

Recording

**AZ of LINGUAL ORTHODONTICS**

**"Lingual Orthodontics in the Digital Era"**  
*Reliability and Precision to Obtain Our Goals*

**DR. ROBERTO STRADI**  
(Italy)

**Principal Sponsor:**  
**Berinnov**  
advanced orthodontic systems

**Dr. Roberto Stradi**

0:00:06

Audio Settings Chat Raise Hand Q&A Leave Meeting

1:09 PM 4/29/2020





**Chettinad**  
Dental College & Research Institute

Zoom Recording

42%

Realizza Ridimensiona Aggiungi diapositiva Riproduci Speculare Copiavista Tabella Grafico Testo Forma Commento Avanti Indietro In primo piano In fondo Collabora Formattazione Animazione Documento

**LINGUAL ORTHODONTICS**  
2 DAYS -  
INTERNATIONAL WEBINAR SERIES  
29<sup>th</sup> & 30<sup>th</sup> APRIL 2020  
Wed., 29/April/2020  
Roberto Stradi, DDS, Ortho Spec, MSc Ortodonzia Linguale



Lingual Orthodontics in  
the digital era:  
reliability and precision  
to obtain our goals

0:01:15

Dr. Roberto Stradi

Type here to search

ENG IN 1:10 PM 4/29/2020

Zoom

42%

Realizza Ridimensiona Aggiungi diapositiva Riproduci Speculare Copiavista Tabella Grafico Testo Forma Commento Avanti Indietro In primo piano In fondo Collabora Formattazione Animazione Documento

**Intraoral sandblasting**

**Lingual Orthodontics (Part 3): Intraoral Sandblasting and Indirect Bonding**  
J Orofac Orthop/Fortschr Kieferorthop 2000;61:280-91 (Nr. 4)  
Dirk Wiechmann

**Failure frequency of fixed mandibular retainers after pre-treatment of the enamel surface with pumice vs sandblasting- A prospective randomized controlled study.**  
Teresia Wilhelmsson, Tommaso Padula, Julia Naoumova  
University of Göteborg

0:40:02

Dr. Roberto Stradi

Audio Settings

Chat Raise Hand Q&A

Type here to search

ENG IN 1:49 PM 4/29/2020

Leave Meeting






Zoom

1:19:25

## Why L.O.?



- Reliable Tool
- Real 3D Ctr
- Biomechanics (Sliding)

Roberto Stradi, DDS, Ortho Spec, Msc Ortodonzia Linguale

roberto.stradi@gmail.com



Audio Settings

Chat Raise Hand Q&A




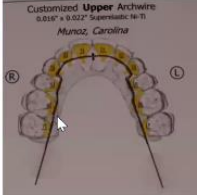
Leave Meeting

Type here to search

Zoom

0:13:03

## Arch Types

Straight Wire	A. Mushroom	A. Christmas	A. Customized	2D 3D
				

Compensation: vertical bowing – tip back  
horizontal bowing – toe out  
anterior/posterior height

ATHENEA DENTAL INSTITUTE



Audio Settings

Chat Raise Hand Q&A

Leave Meeting

Type here to search





# Chettinad

Dental College & Research Institute

Zoom

Recording

0:24:37

## Fixation of the transparent Occlusal Plane Plate

ATHENEA DENTAL INSTITUTE

Audio Settings

Chat 6 Raise Hand Q&A 18

Leave Meeting

Type here to search

ENG IN 3:01 PM 4/29/2020

Zoom

Recording

1:12:40

Indirect bonding india 3[Compatibility Mode] - PowerPoint

Centro Ladent

Haga clic para agregar título

Haga clic para agregar notas

Diapositiva 297 de 298 Español (España)

Audio Settings

Chat 6 Raise Hand Q&A 18

Leave Meeting

Escribe aquí para buscar

ENG IN 3:49 PM 29/04/2020



**Chettinad**  
Dental College & Research Institute

Zoom

Recording

# Berinnov Modular Lingual Orthodontics

1:42:39

Dr. Divyaroop Rai

Audio Settings Chat 8 Raise Hand Q&A 18 Leave Meeting

Type here to search

ENG IN 4:19 PM 4/29/2020

Zoom

Recording

**AZ of LINGUAL ORTHODONTICS** **ios** **TRINITY UNIVERSITY**

## A Customised Base to *Improve Direct Lingual Bonding*

**DR. DEEPAK C**  
(Chennai, India)

Principal Sponsor:  
**Berinnov**  
advanced orthodontic systems

1:48:47

Dr. Sanjay Labh

Audio Settings Chat 8 Raise Hand Q&A 18 Leave Meeting

Type here to search

ENG IN 4:25 PM 4/29/2020




**Chettinad**  
Dental College & Research Institute


Zoom Recording

# A customised base to improve direct lingual bonding

Technique corner



**DR C DEEPAK**  
PROFESSOR  
DEPARTMENT OF ORTHODONTICS & DENTOFACIAL ORTHOPEDICS  
SREE BALAJI DENTAL COLLEGE & HOSPITAL  
CHENNAI  
PAST . HON SECRETARY  
INDIAN ORTHODONTIC SOCIETY  
MDS, MFDS(RCPS) Glasgow, PhD  
Diplomate Indian Board of Orthodontics



Dr. C Deepak

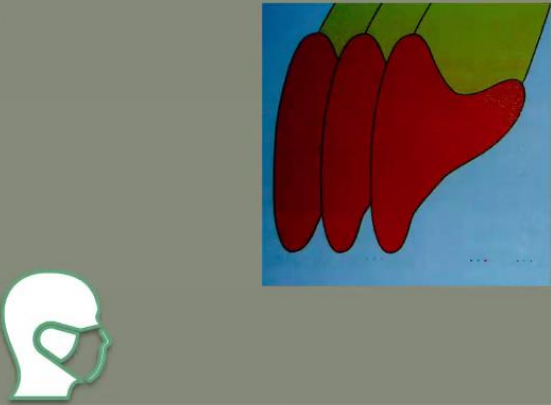
Audio Settings Chat (8) Raise Hand Q&A (18) Leave Meeting

Type here to search

Windows taskbar: 4:26 PM 4/29/2020

Zoom Recording

# Slight variation of labial tooth surface



Dr. C Deepak

Audio Settings Chat (8) Raise Hand Q&A (18) Leave Meeting

Type here to search

Windows taskbar: 4:32 PM 4/29/2020



**Chettinad**  
Dental College & Research Institute

Zoom Recording

A-Z Lingual - Microsoft PowerPoint

File Home Insert Design Transitions Animations Slide Show Review View Acrobat

Clipboard Copy Paste Format Painter New Slide Layout Reset Section Slides Font Paragraph Drawing Shape Fill Shape Outline Shape Effects Find Replace Select Create and Share Adobe PDF Adobe Acrobat

**AZ LINGUAL ORTHODONTICS**

**"TAD's in Lingual Orthodontics"**

**DR. RICARDO GALLARDO**  
(Chile)

Principal Sponsor:  
**Berinnov**  
Advanced Orthodontic Systems

Slide 8 of 8 "Office Theme" 70%

Audio Settings Chat Raise Hand Q&A 18 Leave Meeting

Type here to search

ENG IN 4:51 PM 4/29/2020 28

Zoom Recording

**Avancee LS**  
Lingual System  
Dr. Ricardo Gallardo A.

**Maxilla:**  
Between C-1PM-2PM

Range of height

Palatal side

8 mm  
6 mm  
4 mm  
2 mm  
3 mm

7 6 5 4

Minimal mesiodistal distance: 3 mm

Measurements in the maxilla of the mesiodistal distances

Dr. Ricardo Gallardo

Audio Settings Chat Raise Hand Q&A 18 Leave Meeting

Type here to search

ENG IN 5:34 PM 4/29/2020 28





## LD- (R.Priyanga) GUMMY SMILE



## LD- (R.Priyanga) Historical aspects



me

To [Yamini Jeyaraj](#)

29 Apr at 9:40 am

📎 1 attachment



me

To [Yamini Jeyaraj](#)

29 Apr at 9:41 am

📎 1 attachment



GUMMY SMI....pdf  
267.7kB



LD Historical....pdf  
131.7kB



Delete



Move to



Forward



Reply



More



Delete



Move to



Forward



Reply



More





**Chettinad**  
Dental College & Research Institute

EVA





**Chettinad**

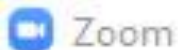
Dental College & Research Institute



**DEPARTMENT OF ORTHODONTICS AND DENTOFACIAL ORTHOPAEDICS**

**E-Teaching/Learning sessions for Post Graduate**

**Post Graduate academic schedule**

DATE	TOPIC	PARTIPANTS
30.04.2020	A-Z Lingual orthodontics- webinar day 2	15



 Recording **LIVE** on Facebook

**A-Z Lingual Orthodontics - 2 Days Webinar Series**

Meeting ID

853-2056-3163

Host

IOS webinar2020



**Chettinad**  
Dental College & Research Institute

Zoom

Recording **LIVE** on Facebook

0:01:04

**NIMS UNIVERSITY RAJASTHAN**  
in association with  
**INDIAN ORTHODONTIC SOCIETY**  
presents  
**AZ**  
to  
**AZ**  
of  
**LINGUAL ORTHODONTICS**  
**2 DAYS -**  
**INTERNATIONAL WEBINAR SERIES**  
th th  
29 & 30 APRIL 2020

pravin shetty

Audio Settings ^

Chat 6 Raise Hand Q&A 3

Leave Meeting

Type here to search

ENG IN 12:34 PM 4/30/2020

Zoom

Recording **LIVE** on Facebook

0:03:16

**Various  
Bonding  
Methods**

Dr. Benoy Mathew

Audio Settings ^

Chat 6 Raise Hand Q&A 12

Leave Meeting

Type here to search

ENG IN 10:52 AM 4/30/2020





**Chettinad**  
Dental College & Research Institute

Zoom

Recording LIVE on Facebook

0:15:00

**COMPARISON OF BIOMECHANICS IN LABIAL AND LINGUAL ORTHODONTICS – A THREE DIMENSIONAL FINITE ELEMENT ANALYSIS.** Agarwal VK; Das SK; Barik AK; Sahoo NR (2016)

Dr Vikesh Agarwal

Audio Settings

Chat 6 Raise Hand Q&A 12

Type here to search

ENG 11:04 AM 4/30/2020

Leave Meeting

Zoom

Recording LIVE on Facebook

0:16:45

*Is finishing and detailing an issue with Lingual Orthodontics??*

Dr. Suryakanta Das

Audio Settings

Chat 6 Raise Hand Q&A 12

Type here to search

ENG 11:05 AM 4/30/2020

Leave Meeting



**Chettinad**  
Dental College & Research Institute

Zoom

Recording **LIVE** on Facebook

0:37:43

DO (Das Orthodontics)

Thus the error is compensated by adjusting the lingual arm.

Lateral incisor brackets are customised to suit the lingual arm of the central incisor and the lingual arm of the lateral incisor in a similar way of adjustment.

Audio Settings

Chat 7 Raise Hand Q&A 13

Leave Meeting

Type here to search

ENG 11:26 AM 4/30/2020

Zoom

Recording **LIVE** on Facebook

0:48:04

DO (Das Orthodontics)

0.012 Niti (C) 0.014 Niti (C)  
0.012 Niti (C) 0.016 Niti (C)

0.016 Niti (C) 0.016 SS (C)  
0.016 SS (C) 0.016 SS (C)

Audio Settings

Chat 7 Raise Hand Q&A 13

Leave Meeting

Type here to search


ENG 11:37 AM 4/30/2020



**Chettinad**  
Dental College & Research Institute


Zoom

Recording **LIVE** on Facebook



## Why do we need finishing detailing stage?

- Wire –Bracket slot play
- Anatomic Variations
- Error in customization
- Simplified Technique/ 2D technique
- Error during Indirect bonding
- Error in arch-wire template
- Over stepping the treatment stages



## Finishing and Detailing Clinical Tips

- Customizations with over corrections
- Minute clinical observations- not only teeth , but gingiva and root prominence
- Ligation and Force vector
- Proper Arch form
- Proper sequencing of arch wire
- Finishing bends in the arch wire
- Debond maxillary arch first for occlusal setting

1:30:26

Dr. Suryakanta Das

Audio Settings ^

Type here to search


Chat 3 Raise Hand Q&A

ENG IN 12:19 PM 4/30/2020

Leave Meeting


Zoom

Recording **LIVE** on Facebook




## Lingual Matrix

*Customized Lingual Appliance*




### DR. PRAVIN SHETTY (INDIA)

Principal Sponsor:



advanced orthodontic systems



Dr. Suryakanta Das

1 Berinnov

IOS webinar2020

Audio Settings ^

Type here to search

Chat 6 Raise Hand Q&A

ENG IN 12:32 PM 4/30/2020

Leave Meeting






**Chettinad**  
Dental College & Research Institute

Zoom    You are viewing Dr. Benoy Mathew's screen    View Options

Recording   **LIVE** on Facebook

0:00:10



Dr. Benoy Mathew

Audio Settings   Chat (6)   Raise Hand   Q&A (12)   Leave Meeting


Type here to search

Windows taskbar: 10:49 AM 4/30/2020

Zoom

Recording   **LIVE** on Facebook

0:02:00



**b.Braced** | Exclusive Orthodontic Centre

**Prof. Dr.Pravin Shetty [INDIA]**  
Managing Trustee - Vasant Dada Patil Dental College, Sangli.  
Co-Inventor - LingualMatrix / SmileAligners  
Active Member - ESLO / WSLO  
Past Vice - President - Indian Orthodontic Society  
Founder Member & Past President - Lingual Orthodontic Society -India

pravin shetty

Audio Settings   Chat (6)   Raise Hand   Q&A (3)   Leave Meeting

Type here to search

Windows taskbar: 12:35 PM 4/30/2020





**Chettinad**  
Dental College & Research Institute

Zoom

Recording **LIVE** on Facebook

Cad-Designing/production

0:27:07

pravin shetty

Customised Digital Invisible Solutions

Audio Settings

Chat 6 Raise Hand Q&A 5

Leave Meeting

Type here to search

ENG IN 1:00 PM 4/30/2020

Zoom

Recording **LIVE** on Facebook

1:31:57

pravin shetty

CONCLUSION

ArchWire

Lingual Orthodontics

Bracket system

Mechanics

Audio Settings

Chat 15 Raise Hand Q&A 6

Leave Meeting

Type here to search

ENG IN 2:04 PM 4/30/2020



**Chettinad**  
Dental College & Research Institute

Zoom Recording LIVE on Facebook

0:25:17

Dr. Sanjay Labh

The only thing I know is that I know nothing  
- Socrates

Audio Settings Chat Raise Hand Q&A Leave Meeting

Type here to search


ENG IN 2:58 PM 4/30/2020

Zoom Recording LIVE on Facebook

0:11:55

Dr. Randheer Kumar

Non Linear Nodal Stress  
24° of movement to lock in.  
64 sub-steps



Audio Settings Chat Raise Hand Q&A Leave Meeting

Type here to search

ENG IN 2:45 PM 4/30/2020



**Chettinad**  
Dental College & Research Institute

Zoom

Recording **LIVE** on Facebook

0:25:48

**A7 of LINGUAL ORTHODONTICS** ios

**The Evidence based in Lingual Orthodontics**

**DR. TAKIS KANARELIS (GREECE)**

Principal Sponsor:  
**Berinnov**  
advanced orthodontic systems

Dr. Sanjay Labh

Audio Settings ^ Chat 22 Raise Hand Q&A 6 Leave Meeting

Type here to search

ENG IN 2:59 PM 4/30/2020

Zoom

You are viewing IOS webinar2020's screen View Options

Recording **LIVE** on Facebook

**A7 of LINGUAL ORTHODONTICS** ios

**Nuances of Lingual retraction- Evidence based!**

**DR. KAVITHA IYER (INDIA)**

Principal Sponsor:  
**Berinnov**  
advanced orthodontic systems

IOS webinar2020

Audio Settings ^ Chat Raise Hand Q&A Leave Meeting

Type here to search

ENG IN 3:02 PM 4/30/2020





**Chettinad**  
Dental College & Research Institute

Zoom You are viewing IOS webinar2020's screen View Options

Recording LIVE on Facebook



**Integrating Lingual Orthodontics**  
*in Your Orthodontic Office*

**DR. SARVARAJ KOHLI**  
(INDIA)


Principal Sponsor:  
**Berinnov**  
advanced orthodontic systems

Audio Settings Chat Raise Hand Q&A Leave Meeting

Type here to search

Windows taskbar: e, 99+, Ps, 4/30/2020, 3:13 PM, ENG IN

Zoom Recording LIVE on Facebook



**Integrating Lingual Orthodontics in Your Orthodontic Office**

2 DAYS - ONLINE WEBINAR SERIES  
29<sup>th</sup> & 30<sup>th</sup> April 2020

Lingual orthodontics as a treatment modality has gained popularity over recent years as adults increasingly seek treatment to correct their teeth, but with the minimum aesthetic impact in the process. Lingual Orthodontics is not limited to mere aligning teeth, but has proven it's mettle in resolving the most complex of malocclusions. This talk will show how lingual orthodontics can be introduced into the clinical practice.

**Prof. Dr. Sarvaraj Kohli**  
Private Practice, Jabalpur, India

Windows taskbar: e, 99+, Ps, 4/30/2020, 3:15 PM, ENG IN





# Chettinad

Dental College & Research Institute

1:37 PM

853-2056-3163  
Password: 569337

Leave

Recording

Chats

Raise Hand

Q&A

More

4:34 PM

Conclusion

- power arm length should be extended beyond the center of resistance to achieve bodily retraction
- So, when selecting a patient for lingual orthodontic treatment with maxillary proclination, one should have an ample depth of the anterior palate to achieve bodily retraction.

Divyaroop Rai's screen

Recording

12:18 PM

DO

## Why do we need finishing detailing stage?

- Wire-Bracket slot play
- Anatomic Variations
- Error in customization
- Simplified Technique/ 2D technique
- Error during Indirect bonding
- Error in arch-wire template
- Over stepping the treatment stages

## Finishing and Detailing Clinical Tips

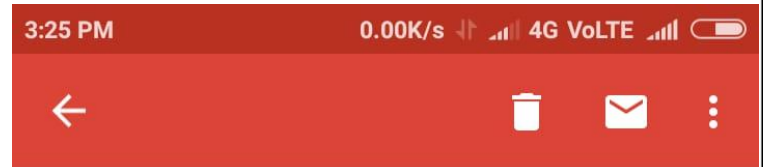
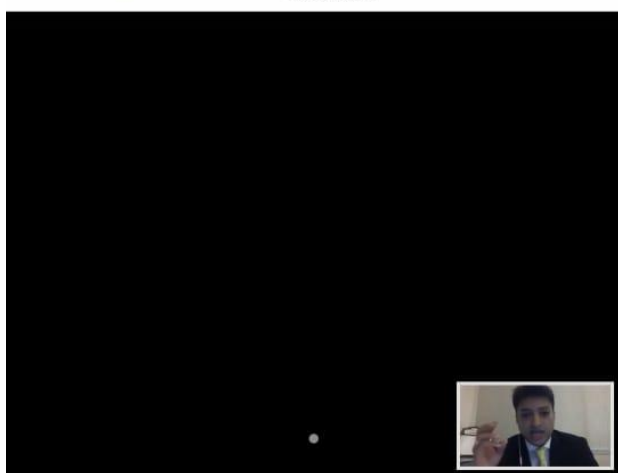
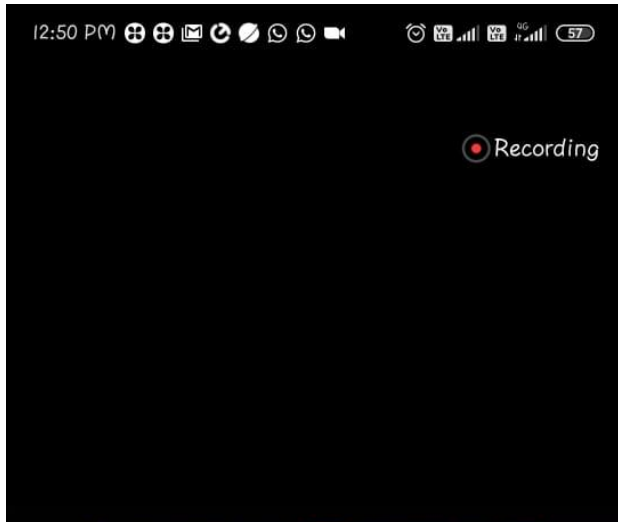
- Customizations with over corrections
- Minute clinical observations- not only teeth, but gingiva and root prominence
- Ligation and Force vector
- Proper Arch form
- Proper sequencing of arch wire
- Finishing bends in the arch wire
- Debond maxillary arch first for occlusal setting

Recording



# Chettinad

Dental College & Research Institute



Question paper

Add label



prema arasu

to kumar

[Hide details](#)



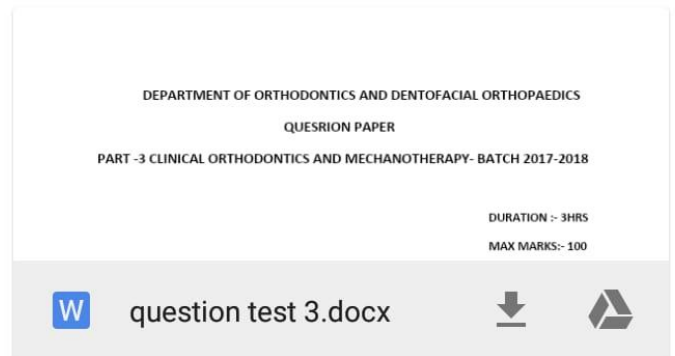
From: prema arasu [prema.arasu@gmail.com](mailto:prema.arasu@gmail.com)

To: kumar saravana [saro\\_sk@yahoo.com](mailto:saro_sk@yahoo.com)

Date: 30 Apr 2020, 3:24 PM

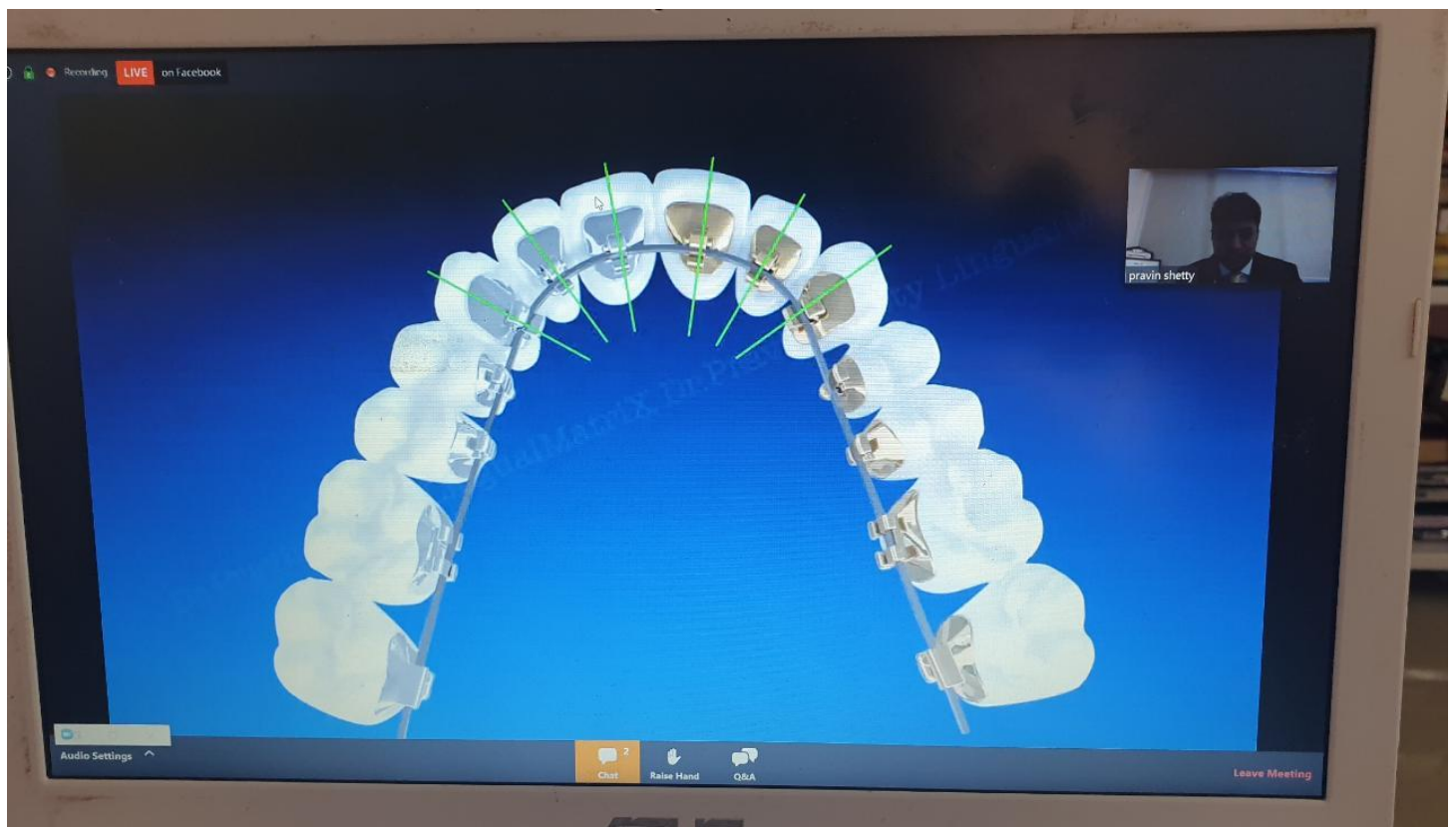
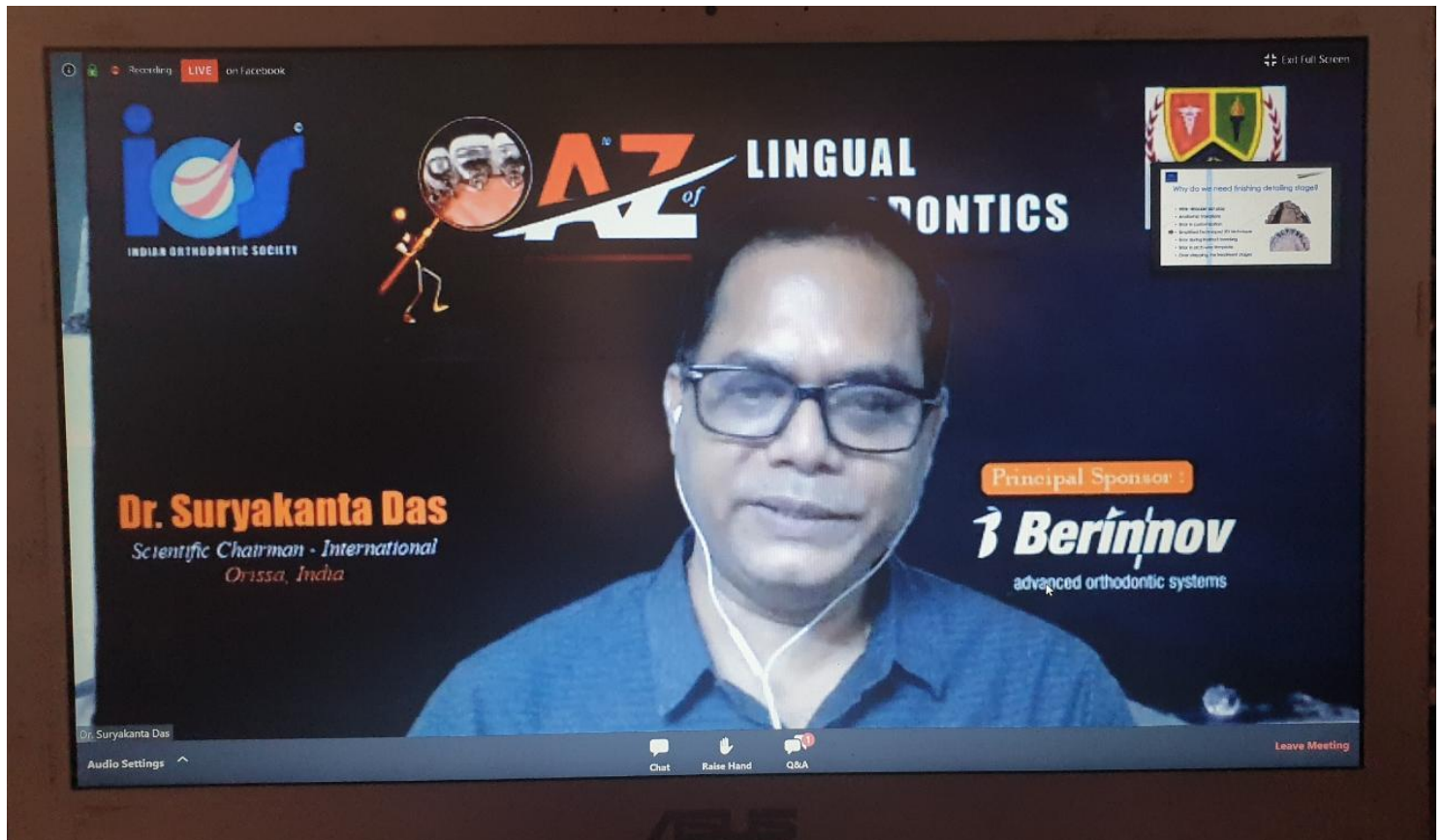
[View security details](#)

Sir, please find the attached question paper for the paper 3 exam to be conducted to the exam going pgs on 2-05-2020.





**Chettinad**  
Dental College & Research Institute

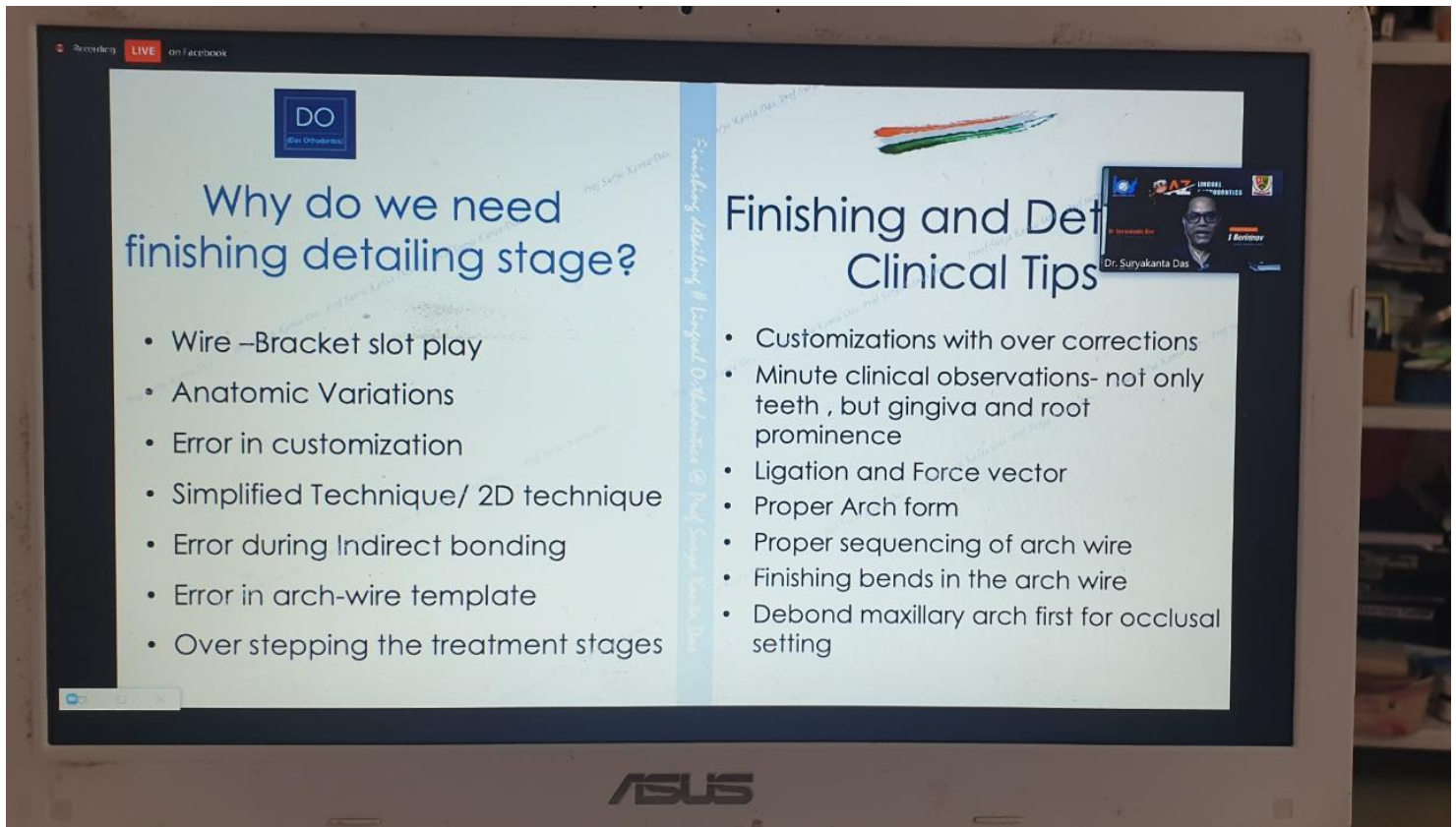






**Chettinad**

Dental College & Research Institute







**Chettinad**

Dental College & Research Institute



## DEPARTMENT OF ORTHODONTICS AND DENTOFACIAL ORTHOPAEDICS

### E-Teaching/Learning sessions for Post Graduate


#### Post Graduate academic schedule

DATE	TOPIC	PRESENTER	PARTIPANTS
2.05.2020	Growth rotation and prediction	Dr.Sagaya mary	15

 Zoom 40-Minutes



### Mary's Zoom Meeting

Meeting ID	722-4654-5675
Host	Sagaya Mary
Password	12345
Invitation URL	<a href="https://us04web.zoom.us/j/72246545675?pwd=WWplSFFYczR5ZStyMnFtZUprQ0pyQT09">https://us04web.zoom.us/j/72246545675?pwd=WWplSFFYczR5ZStyMnFtZUprQ0pyQT09</a>
	 Copy URL
Participant ID	288861



# Chettinad

Dental College & Research Institute

Participants (15)

Find a participant

SLM 9360 Navin.N (Me)

Unmute

More >

Sagaya Mary (Host)

Annamalai Orthodontist

Saravanakumar Subramanian

Yamini Jeyaraj

Anitha Nallusamy

Joshua Stalin

Nivethitha Bhaskar

Prema Anbarasu

Priya Darshini

Priyanga Ravi

Somya Wilson

Sriman Vishnu

SUSHMITHA RAM

Varalakshmi Orthodontist

Invite

Unmute Me

...

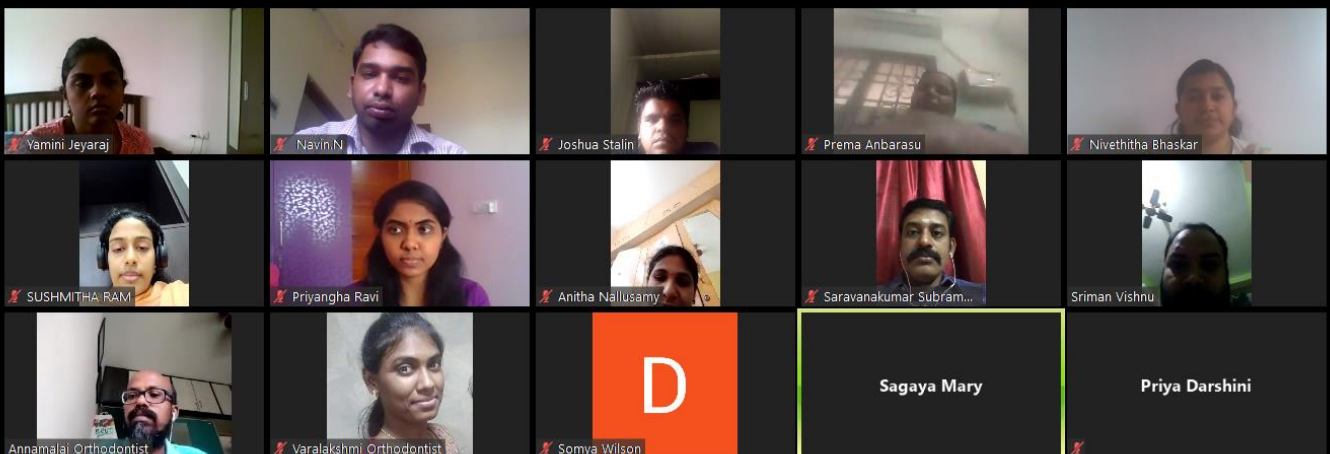
Type here to search



Zoom 40-Minutes

00:20:53

Speaker View



Unmute Stop Video

Participants 15

Chat

Share Screen

Record

Reactions

Leave Meeting

Type here to search





**Chettinad**  
Dental College & Research Institute

Recording You are viewing Sagaya Mary's screen View Options 00:04:57 Speaker View Exit Full Screen

## GROWTH ROTATIONS AND PREDICTIONS

Sagaya Mary R.P  
Dept of orthodontics  
CDCRI

SUSHMITHA RAM Navin.N Nivethitha Bhaskar

Annamalai Ortho... Varalakshmi Orth... Anitha Nallusamy

Yamini Jeyaraj Saravankumar Sub... Somya Wilson

Priyanga Ravi Priya Darshini Sriman Vishnu

Sagaya Mary Joshua Stalin Prema Anbarasu

Unmute Stop Video 15 Participants Chat Share Screen Record Reactions Leave Meeting

Zoom 40-Minutes You are viewing Sagaya Mary's screen View Options 00:05:37 Speaker View

## INTRODUCTION

- For many years, orthodontists were taught that the mandible grows upward and backward and is displaced downward and forward.
- While most mandibular growth occurs in the superior and posterior regions, the superior changes (especially those in the condylar region) are substantially greater than the posteriorly directed changes.
- Contradictorily however, many children showing the greatest anterior chin displacements have condyles that grow anteriorly.

SUSHMITHA ... Navin.N Nivethitha Bhask...

Annamalai Orth... Varalakshmi ... Anitha Nallus...

Yamini Jeyaraj Saravankumar ... Somya Wilson

Priyanga Ravi Sriman Vishnu Priya Darshini

Sagaya Mary Joshua Stalin Prema Anbarasu

Unmute Stop Video 15 Participants Chat Share Screen Record Reactions Leave Meeting

Type here to search

ENG IN 9:41 AM 5/2/2020





Zoom 40-Minutes You are viewing Sagaya Mary's screen View Options

Recording 00:14:10 Speaker View

### BJORK-IMPLANT RADIOGRAPHY

Bjork Started his study in 1951 with a sample size of 100 children between the age group of 4 – 24 yrs.	Normal children with and without malocclusion also children with pathologic conditions	Tantalum metallic implants are inserted in the jaws to serve as fixed reference points.
Used metal implants to find the sites of growth and resorption in individual jaws.	Examined individual variation in direction and intensity	Analyzed mechanics of changes in intermaxillary relations during growth.

Unmute Stop Video 15 Participants Chat Share Screen Record Reactions Leave Meeting

Type here to search

ENG IN 9:49 AM 5/2/2020

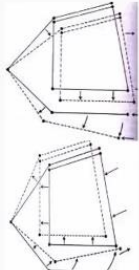
Zoom Remaining Meeting Time: 01:11 00:33:03

Recording

### DR. ENLOW & HANS (1996)

#### 1. DISPLACEMENT ROTATION:

- ❖ The whole mandible can move up or down with a pivot at the condyle.
- ❖ Caused by changes in the placement of junctional contacts with cranial floor and the maxilla
- ❖ If the cranial base angle is open then downward and backward rotation (dolichofacial) is seen.
- ❖ If the angle is closed, mandible would rotate upward to accommodate a closed basicranial flexure/superior nasomaxillary position (brachyfacial)



Unmute Stop Video 15 Participants Chat Share Screen Record Reactions Leave Meeting

Type here to search

ENG IN 10:08 AM 5/2/2020





Zoom 40-Minutes

You are viewing Sagaya Mary's screen

View Options

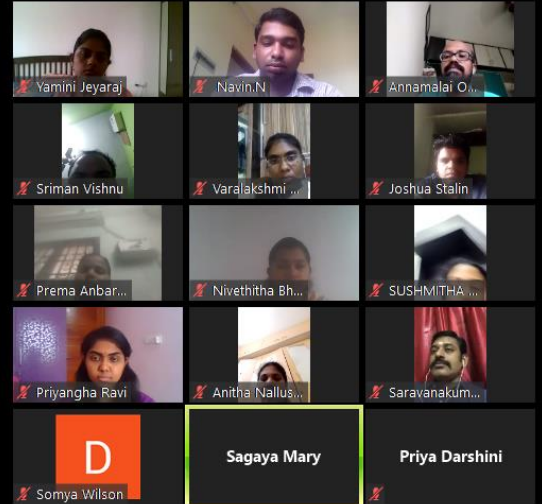
00:10:13

Speaker View



## MUTUAL RELATIONSHIP OF ROTATING JAW BASES DR. LAVERGNE AND GASSON (1976)

- It was an attempt to clarify whether there was a difference between the morphogenic and positional rotations
- **Morphogenic rotation** concerns with the shape
- **Positional rotation** concerns with the position of the mandible
- They have a major role in the mutual adjustment of both the jaws .



Unmute Stop Video

Participants 15

Chat

Share Screen

Record

Reactions

Leave Meeting

Type here to search

You are viewing Sagaya Mary's screen

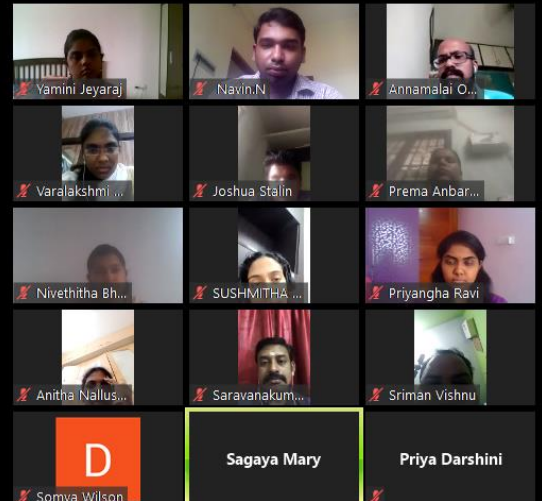
View Options

00:13:00

Speaker View



Condition	Bjork & Skieller	Solow, Houston	Proffit	Lavergne, Gasson	Enlow	Dibbets
Rotation of mandibular core relative to cranial base	Total rotation	True rotation	Internal rotation			
Rotation of mandibular plane to cranial base	Matrix rotation	Apparent rotation	Total rotation	Positional rotation	Displacement rotation	
Rotation of Mandibular plane relative to core of mandible	Intra matrix rotation	Angular Remodeling Of lower border	External rotation	Morpho-genetic Rotation	Remo-delling Rotation	Counter Balancing rotation



Unmute Stop Video

Participants 15

Chat

Share Screen

Record

Reactions

Leave Meeting

Type here to search

ENG 10:24 AM  
IN 5/2/2020

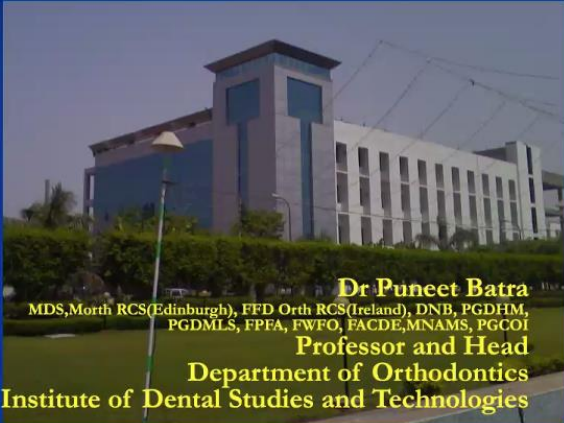


**Chettinad**  
Dental College & Research Institute

Zoom You are viewing Dr. Puneet Batra's screen View Options

Recording LIVE on Facebook

# Impression for cleft palate patients



**Dr Puneet Batra**  
MDS, MOrth RCS(Edinburgh), FFD Orth RCS(Ireland), DNB, PGDHM,  
PGDMLS, FPFA, FWFO, FACDE, MNAMS, PGCOI  
**Professor and Head**  
**Department of Orthodontics**  
**Institute of Dental Studies and Technologies**

Dr. Puneet Batra

Audio Settings Chat Raise Hand Q&A Leave Meeting

Type here to search

ENG IN 5:16 PM 5/2/2020

Zoom You are viewing Dr. Puneet Batra's screen View Options

Recording LIVE on Facebook

# Naso Alveolar Molding Workshop

Dr Puneet Batra

0:08:41

Dr. Puneet Batra

Audio Settings Chat 2 Raise Hand Q&A Leave Meeting

Type here to search

ENG IN 5:46 PM 5/2/2020



**Chettinad**  
Dental College & Research Institute

Zoom

You are viewing Vishal B Malkan's screen View Options

00:03:49 Speaker View

COMPETITION

Participants (185)

Find a participant

- Navin.N (Me)
- Dr. Kyumi Shethiya (Host)
- Vishal B Malkan
- DR. GAJANAN SHANBHAG (Co-host)
- Sandeep Singh (Co-host)

Invite Unmute Me

Vishal B Malkan Navin.N

BRACES SMILES

Dr. Joseph Sunny

DR. GAJANAN...

Praveen Nair

Dr. Prahlad S...

Neeraj

yunus amin

Arjun

Slm. 7265 Dr ...

Unmute Start Video

Participants 185 Chat Share Screen Record Reactions

Leave Meeting

Type here to search

ENG IN 6:10 PM 5/2/2020

4:30

Presurgical Nasoalveolar Molding

**Dr. Puneet Batra**  
BDS, MDS, MOrth RCS (Edinburgh), FFD Orth RCS (London),  
DNB, PGDent, PGDMLS, FPEA, FWF, FRCDE, FICD, MNAMS  
Vice Principal  
Professor and Head in Orthodontics  
Institute of Dental Studies and Technologies

Dr. Puneet Batra's screen



# Chettinad

Dental College & Research Institute

5:33 PM

4G



cleft lip and palate  
presentation for approval ☆

Add label



varalakshmi raja 5:22 pm  
to rsushmi ▾



lingual orthodontics.pptx

5:33 PM

4G



lingual orthodontics ppt  
for approval ☆

Add label



varalakshmi raja 3:01 pm  
to nivibhaskar ▾



lingual orthodontics.pptx



Virus-free. [www.avg.com](http://www.avg.com)



Reply



Reply all



Forward



Reply



Reply all



Forward